


*RoHS COMPLIANT



Features

- Shielded construction
- Unit height of 7.0 mm max.
- Current up to 41 A
- RoHS compliant*

 This series is currently available, but not recommended for new designs. The newer [SRP1265A](#) series is recommended.

SRP1270 Series - Shielded Power Inductors

Electrical Specifications

| Bourns Part No. | Inductance L (μ H) $\pm 20\%$ | I rms (A) | I sat (A) | DCR (m Ω) Max. | SRF (MHz) Typ. |
|-----------------|------------------------------------|-----------|-----------|------------------------|----------------|
| SRP1270-R32M | 0.32 | 46 | 65 | 0.9 | 95 |
| SRP1270-R47M | 0.47 | 41 | 65 | 1.2 | 85 |
| SRP1270-R68M | 0.68 | 35 | 60 | 1.6 | 65 |
| SRP1270-1R0M | 1.0 | 32 | 50 | 2.1 | 45 |
| SRP1270-1R5M | 1.5 | 27 | 48 | 2.6 | 31 |
| SRP1270-1R8M | 1.8 | 24 | 41 | 3.2 | 31 |
| SRP1270-2R2M | 2.2 | 22 | 40 | 4.2 | 25 |
| SRP1270-3R3M | 3.3 | 18 | 35 | 6.6 | 20 |
| SRP1270-4R7M | 4.7 | 15 | 30 | 11.2 | 15 |
| SRP1270-5R6M | 5.6 | 14 | 26.5 | 10.0 | 13 |
| SRP1270-6R8M | 6.8 | 12 | 21 | 14.0 | 12 |
| SRP1270-8R2M | 8.2 | 11 | 17 | 15.5 | 11 |
| SRP1270-100M | 10.0 | 10 | 16 | 16.8 | 10 |

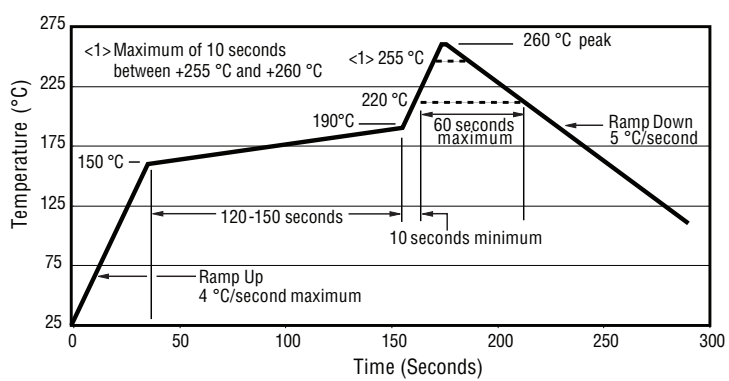
General Specifications

Test Voltage 1.0 V
 Test Frequency 100 KHz
 Reflow Soldering .. 230 °C; 50 sec. max.
 Operating Temperature
 -40 °C to +125 °C
 (Temperature rise included)
 Storage Temperature (On Board)
 -40 °C to +125 °C
 Resistance to Soldering Heat
 +260 °C for 10 sec.
 Moisture Sensitivity Level 1
 ESD Classification (HBM)..... N/A

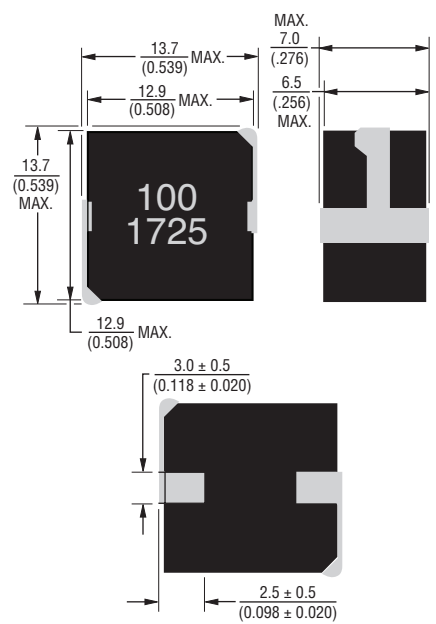
Materials

Core Iron
 Wire Enameled copper
 Adhesive Epoxy resin
 Terminal Ag/Ni/Sn
 Rated Current Ind. drops 20 % at Isat
 Temperature Rise 40 °C at rated I rms
 Packaging 400 pcs. per 13-inch reel

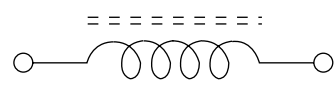
Soldering Profile



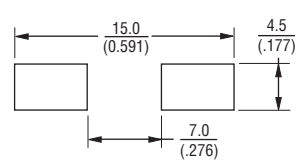
Product Dimensions



Electrical Schematic



Recommended Layout



*RoHS Directive 2002/95/EC Jan. 27, 2003 including annex and RoHS Recast 2011/65/EU June 8, 2011.
 Specifications are subject to change without notice.
 The device characteristics and parameters in this data sheet can and do vary in different applications and actual device performance may vary over time.
 Users should verify actual device performance in their specific applications.

DIMENSIONS: $\frac{\text{MM}}{\text{(INCHES)}}$

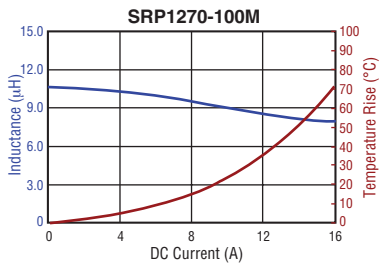
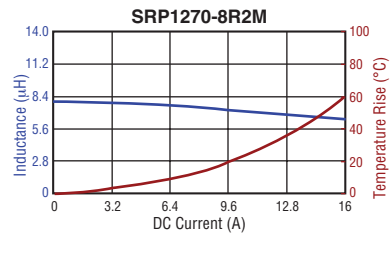
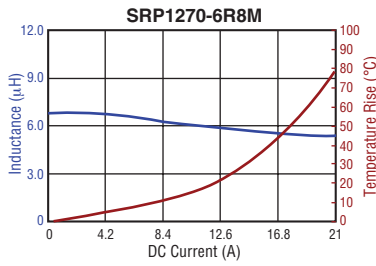
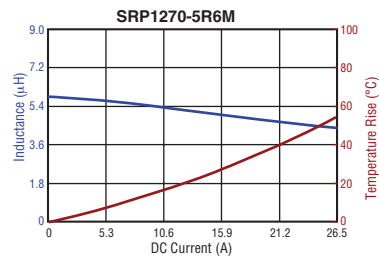
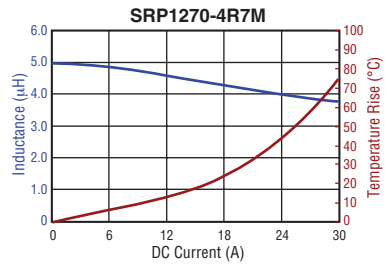
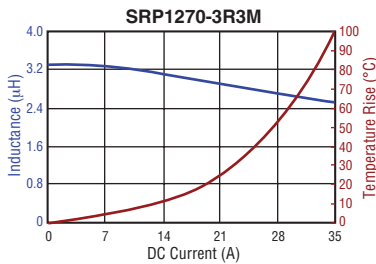
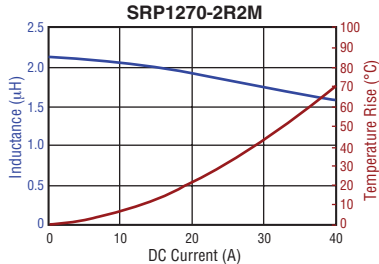
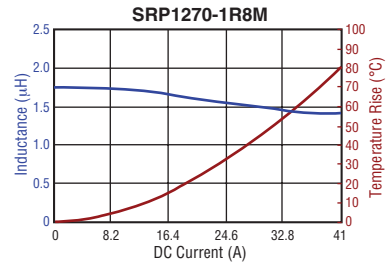
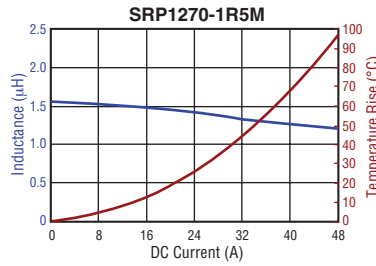
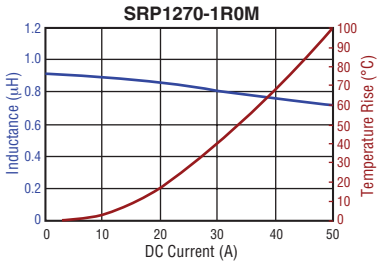
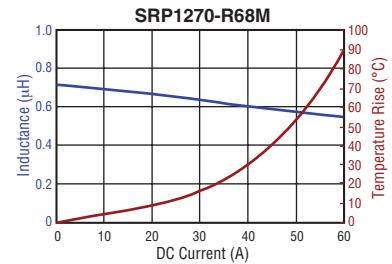
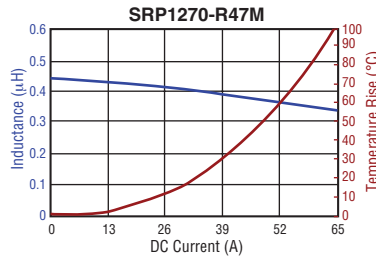
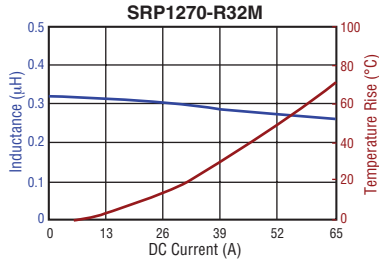
Applications

- Input/output of DC/DC converters
- Power supplies for:
 - Portable communications equipment
 - Camcorders
 - LCD TVs
 - Car audio systems

SRP1270 Series - Shielded Power Inductors

BOURNS®

L vs. I Charts

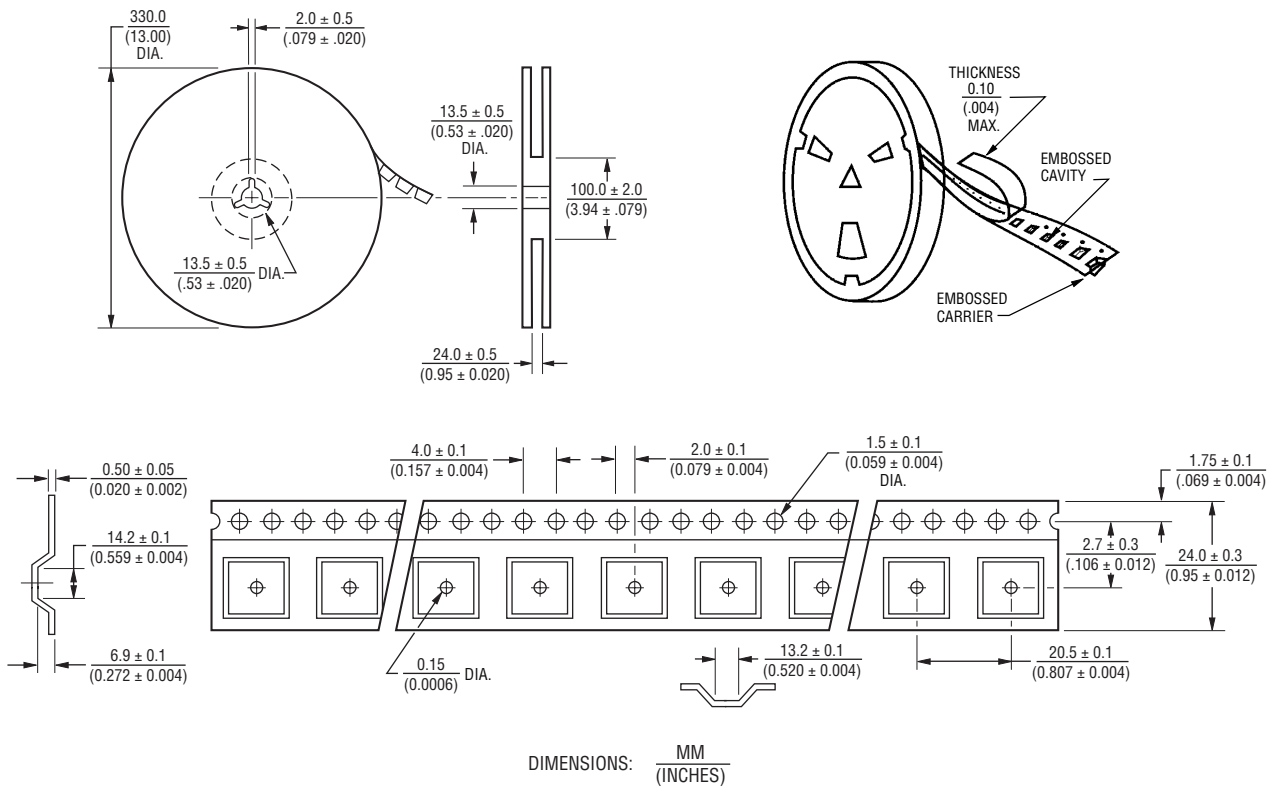


Specifications are subject to change without notice. The device characteristics and parameters in this data sheet can and do vary in different applications and actual device performance may vary over time. Users should verify actual device performance in their specific applications.

SRP1270 Series - Shielded Power Inductors

BOURNS®

Packaging Specifications



REV. 12/17

Specifications are subject to change without notice.
 The device characteristics and parameters in this data sheet can and do vary in different applications and actual device performance may vary over time.
 Users should verify actual device performance in their specific applications.