

Features

- Shielded construction
- Unit height of 4 mm
- Inductance range: 0.5 to 1.8 μ H
- Current up to 13 A
- RoHS compliant*

Applications

- Input/output of DC/DC converters
- Power supplies for:
 - Portable communications equipment
 - Camcorders
 - LCD TVs

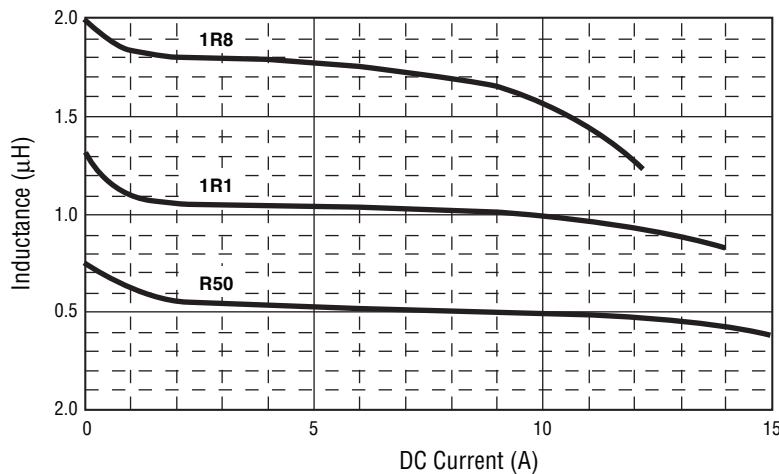
BOURNS®

SRP1204 Series - Shielded Power Inductors

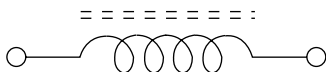
Electrical Specifications

Bourns Part No.	Initial Inductance L0 (μ H)	Inductance at Flat Point L1 (μ H)	Flat Point Ref. (A)	I rms (A)	I sat (A)	DCR (m Ω) Max.
SRP1204-R50M	0.75 \pm 20 %	0.55 \pm 20 %	2.0	13.0	14.0	3.0
SRP1204-1R1M	1.30 \pm 20 %	1.10 \pm 20 %	2.0	12.0	13.0	4.5
SRP1204-1R8M	2.00 \pm 20 %	1.80 \pm 20 %	2.0	10.0	11.0	6.0

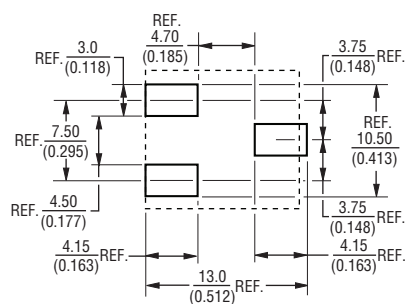
L vs I Charts



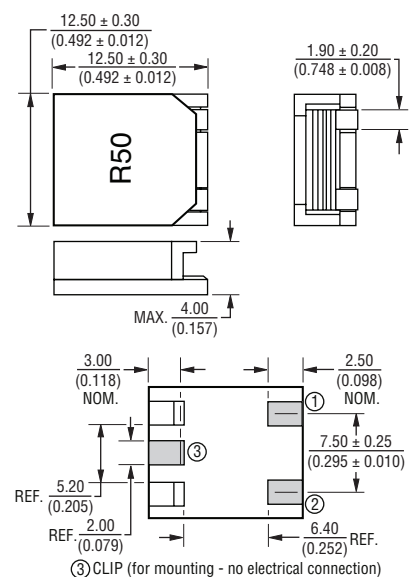
Electrical Schematic



Recommended Layout



Product Dimensions



DIMENSIONS: $\frac{\text{MM}}{\text{(INCHES)}}$

*RoHS Directive 2002/95/EC Jan. 27, 2003 including annex and RoHS Recast 2011/65/EU June 8, 2011.

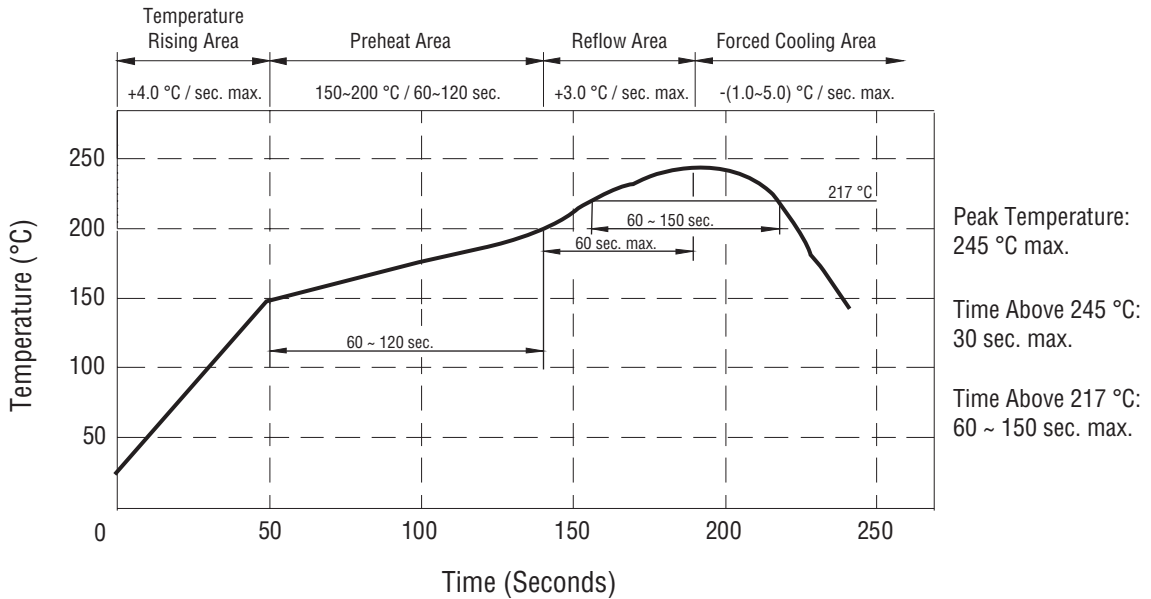
Specifications are subject to change without notice.

The device characteristics and parameters in this data sheet can and do vary in different applications and actual device performance may vary over time. Users should verify actual device performance in their specific applications.

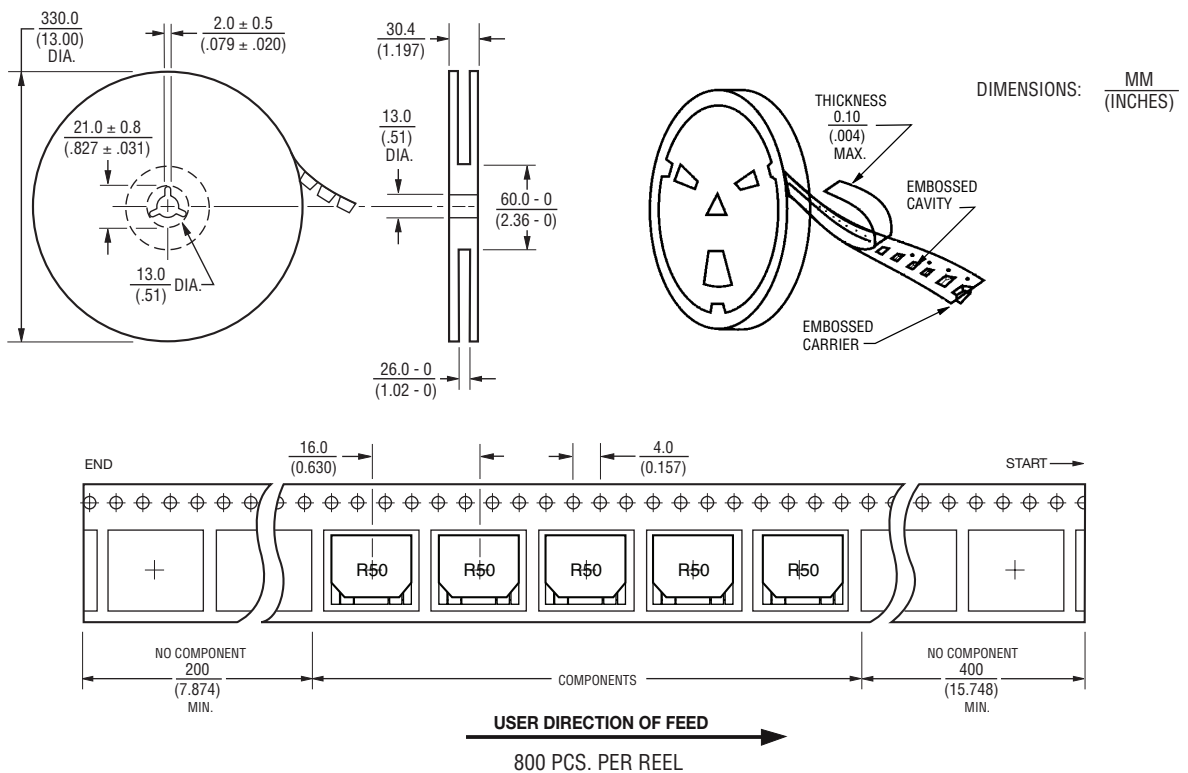
SRP1204 Series - Shielded Power Inductors

BOURNS®

Soldering Profile



Packaging Specifications



REV. 03/18

Specifications are subject to change without notice. The device characteristics and parameters in this data sheet can and do vary in different applications and actual device performance may vary over time. Users should verify actual device performance in their specific applications.