

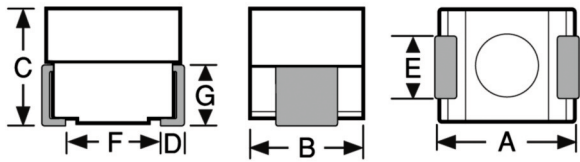


SERIES

**S1008R
S1008**



Shielded Surface Mount Inductors

INDUCTANCE (μH) ±10%
DASH NUMBER*
TEST FREQUENCY (MHz)
Q MINIMUM
SRF MINIMUM (MHz)
DC RESISTANCE MAXIMUM (OHMS)
CURRENT RATING MAXIMUM (mA)



Physical Parameters

	Inches	Millimeters
A	0.095 to 0.115	2.41 to 2.92
B	0.085 to 0.105	2.16 to 2.66
C	0.075 to 0.095	1.91 to 2.41
D	0.010 to 0.030	0.26 to 0.76
E	0.040 to 0.060	1.02 to 1.52
F	0.060 (Ref. only)	1.52 (Ref. only)
G	0.045 (Ref. only)	1.14 (Ref. only)

Dimensions "A" and "C" are over terminals.

Weight Max. (Grams) 0.1

Operating Temperature Range -55°C to +125°C

Current Rating at 90°C Ambient 35°C Rise

Maximum Power Dissipation at 90°C 0.157 W

Marking Delevan; dash number followed by a S; date code (YYWWL). Note: An R before the date code indicates a RoHS component.

Example: S1008-471H
DELEVAN
471S
0912A

Packaging Tape & reel (8mm): 7" reel, 2000 pieces max.; 13" reel, 7000 pieces max.

Made In the U.S.A.

SERIES S1008 FERRITE CORE						
-101K	0.10	40	25	383	0.09	1120
-121K	0.12	40	25	368	0.10	1060
-151K	0.15	40	25	353	0.11	1015
-181K	0.18	40	25	338	0.12	970
-221K	0.22	40	25	323	0.13	930
-271K	0.27	40	25	308	0.14	900
-331K	0.33	40	25	293	0.15	865
-391K	0.39	40	25	278	0.16	840
-471K	0.47	40	25	255	0.17	815
-561K	0.56	40	25	232	0.18	790
-621K	0.62	40	25	200	0.19	770
-681K	0.68	40	25	186	0.20	750
-751K	0.75	40	25	163	0.21	735
-821K	0.82	40	25	140	0.22	715
-911K	0.91	40	25	130	0.24	685
-102K	1.0	30	7.9	120	0.25	670
-122K	1.2	30	7.9	95	0.29	625
-152K	1.5	30	7.9	72	0.42	545
-182K	1.8	30	7.9	66	0.60	435
-222K	2.2	30	7.9	60	0.80	375
-272K	2.7	30	7.9	55	0.85	365
-332K	3.3	30	7.9	50	0.90	355
-392K	3.9	30	7.9	45	1.00	335
-472K	4.7	30	7.9	42	1.20	305
-562K	5.6	30	7.9	40	1.30	295
-682K	6.8	30	7.9	38	1.80	250
-822K	8.2	30	7.9	32	1.90	240
-103K	10	30	7.9	29	2.10	230
-123K	12	30	2.5	28	3.50	220
-153K	15	30	2.5	25	4.00	210
-183K	18	30	2.5	21	5.00	200
-223K	22	30	2.5	18	6.00	170
-273K	27	30	2.5	15	7.00	160
-333K	33	30	2.5	12	7.40	125
-393K	39	30	2.5	10	8.00	120
-473K	47	30	2.5	8	9.00	110

Optional Tolerances: J = 5% H = 3% G = 2% F = 1%
*Complete part # must include series # PLUS the dash #
For surface finish information, refer to www.delevanfinishes.com