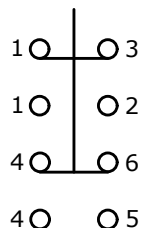
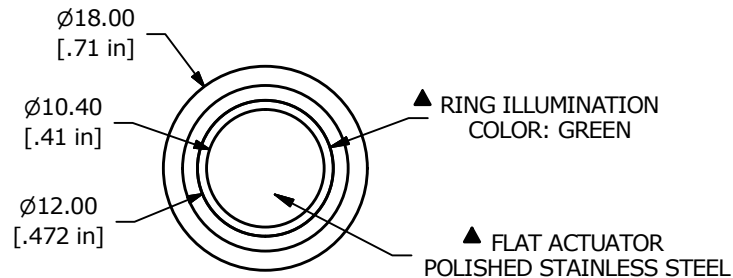


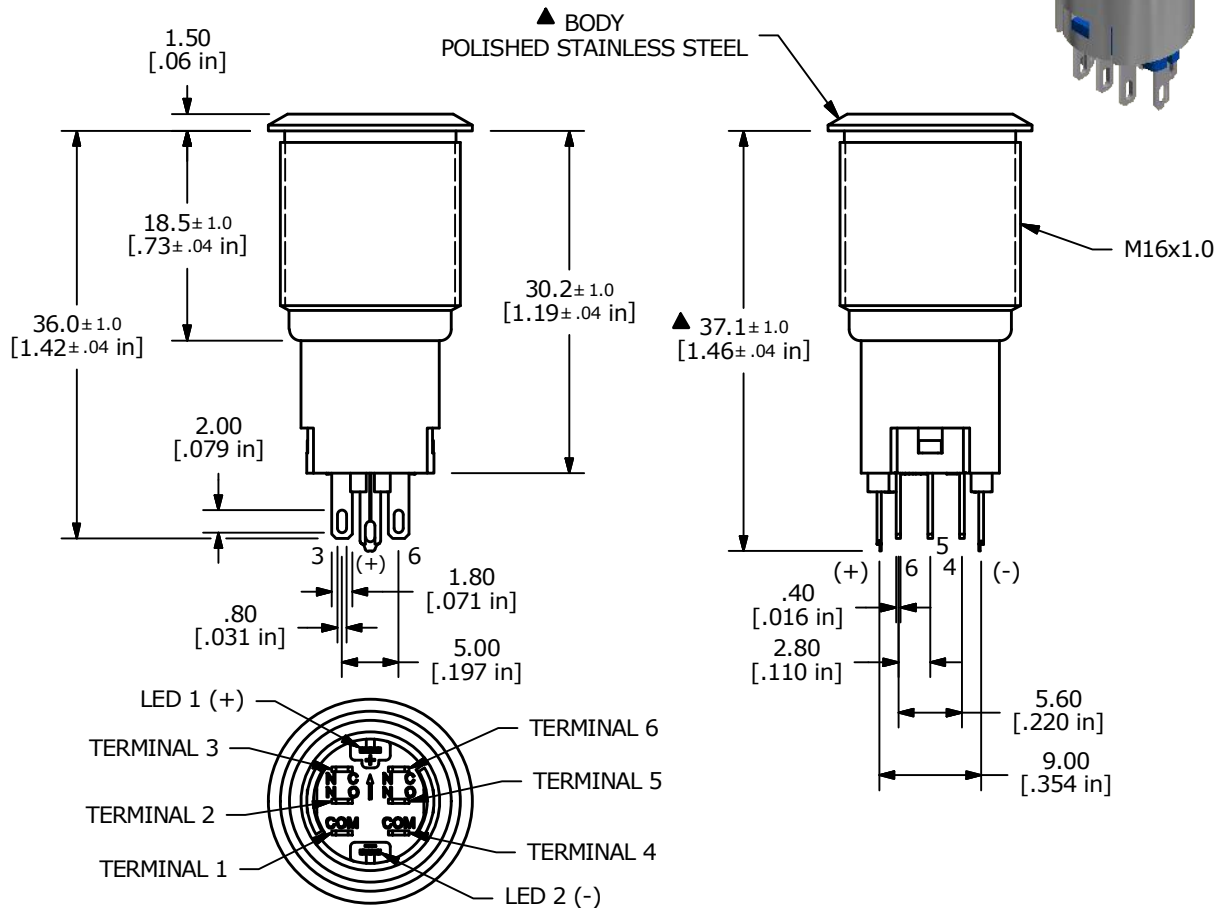
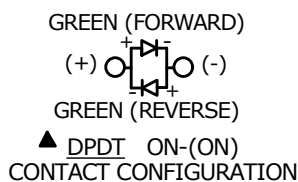
PANEL CUTOUT
MAX. PANEL THICKNESS
14.0mm [.55]



▲ SWITCH FUNCTION

POS. 1	POS. 2
ON	(ON)
1-3, 4-6	1-2, 4-5

(ON) = MOMENTARY



- NOTE:
- ALL DIMENSIONS IN MM [INCH]
 - GENERAL TOLERANCE: X.X = ±0.4
X.XX = ±0.25
 - TERMINAL NUMBERS FOR REF ONLY
 - CONTACT MATERIAL: SILVER
 - RATING: 2A 48VDC
 - ELECTRIC LIFE: 50,000 MAKE-AND-BREAK CYCLES AT FULL LOAD.
 - INSULATION RESISTANCE: 1,000 MΩ MIN.
 - DIELECTRIC STRENGTH: 2,000 VAC MIN. FOR 1 MINUTE
 - CONTACT RESISTANCE: 50mΩ MAX. @ 1A 12VDC
 - OPERATING TEMP.: -20°C to 55°C
 - ▲ DENOTES CRITICAL PARAMETER.
 - HARDWARE SUPPLIED: O-RING AND HEXNUT
 - INGRESS RATING: IP40
 - 2011/65/EU (ROHS) COMPLIANT
 - LAMP VOLTAGE: 2.8V



REV	PCR NO	DESCRIPTION	DATE	BY
H	23362	UPDATED RATING TO 2A 48VDC	5/14/18	MJR
G	22885	UPDATED RATING TO 1A 24VDC	6/19/17	MJR

TITLE PV3F2H0SS-331				
SCALE 3:2	DATE 1/25/2012	DR BMA	DWG 52-PV3F2H0SS331	REV H

THE INFORMATION CONTAINED IN THIS DOCUMENT IS PROPRIETARY TO E-SWITCH AND IS NOT TO BE COPIED OR TRANSFERRED