

SUMMARY

Wires

Low	10
High	0
Coax	0
Triax	0
Quad	0
Fiber	0
Fluidic	0



Image is for illustrative purpose only

Download

[Request a quote](#)

[Catalog](#)

Series	2B
Termination type	Female crimp
IP rating	50
Cable Ø	6.30 - 7.20 mm
Matching parts	
Status	active
Alternative part	

TECHNICAL DETAILS

Mechanics

Shell Style/Model	PH*: Free receptacle, cable collet
Keying	1 key (alpha=0, plug: male contacts, receptacle: female contacts)
Housing Material	Brass (chrome plated) shell and collet nut, nickel plated brass latch sleeve and mid pieces
Cable Fixing	∅ 6.3 - 7.2 mm
Variant	
Weight	40.65 g

Performance

Configuration	2B.310 : 10 Low Voltage
Insulator	Y: PEEK for crimp contacts
Rated Current	8 Amps

Specifications

Contact Type: Crimp
Max. Matings: 5000
Contact Retention: 30 N

LEMO products and services are provided "as is". LEMO makes no warranties or representations with regard to LEMO product & services or use of them, express, implied or statutory, including for accuracy, completeness, or security. The user is fully responsible for his products and applications using LEMO components.

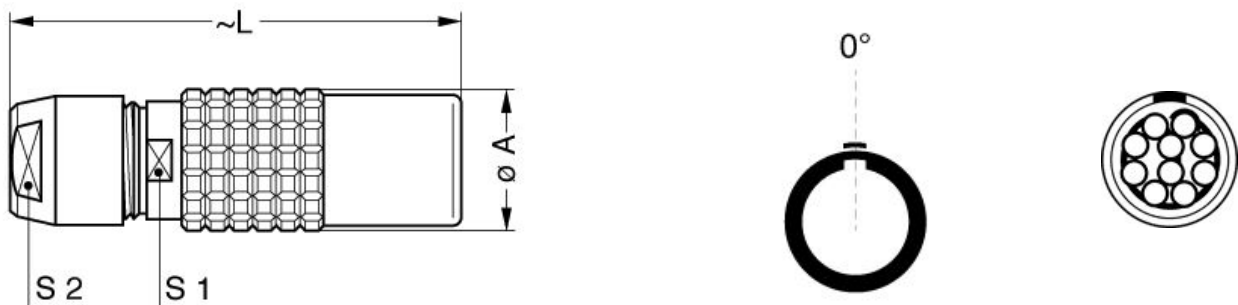
Contact Dia.: 0.9 mm (0.035in)
 Bucket Dia.: 0.8 mm (0.031in)
 Min. Conductor: 0.14 mm² (AWG 26)
 Max. Conductor: 0.34 mm² (AWG 22)
 R (max): 4.8 mOhm
 Vtest (contact-shell): 2100 V (AC), 2970 V (DC)
 Vtest (contact-contact): 1800 V (AC), 2550 V (DC)

Others

Temp (min / max): -55° C / +250° C
 Humidity (max): <=95% [at 60 deg C /140 F]
 Vibration: 15 g [10 Hz - 2000 Hz]
 Shock Resistance: 100 g [6 ms]
 Salt Spray Corrosion: >1000 hr
 Climatological Category: 50/175/21
 Shielding (min): 75 dB (10 MHz)
 Shielding (min): 40 dB (1 GHz)
 IP Rating: 50

DRAWINGS

Draws



Dimensions

	A	L	S1	S2
mm.	16.5	47	13	12
in.	0,65	1,85	0,51	0,47









LEMO products and services are provided "as is". LEMO makes no warranties or representations with regard to LEMO product & services or use of them, express, implied or statutory, including for accuracy, completeness, or security. The user is fully responsible for his products and applications using LEMO components.

RECOMMENDED BY LEMO

Tools

Crimp Tool: DPC.91.701.V
Crimp settings: AWG/Selector = 22-24-26/6-5-5
Positionner: DCE.91.092.BVM
Extractor: DCF.91.090.2LT
Replacement contact: EGG.2B.661.ZZM
Spanner wrench: MTZ.2B.220.120

Cables

CMN.10.T22.068PGCE	PVC	GREY	
CMN.10.T22.068PGZE		Grey	
CMN.10.T22.068PNCE	PVC	Black	
CMN.10.T22.068PNZE			
CMN.10.T22.068QGZE	TPR (medical)	Grey	
210 240	PVC	Black	
210 250	PVC	Grey	
210 260	PVC	Black	

LEMO products and services are provided "as is". LEMO makes no warranties or representations with regard to LEMO product & services or use of them, express, implied or statutory, including for accuracy, completeness, or security. The user is fully responsible for his products and applications using LEMO components.