

## SUMMARY

### # Wires

Low	2
High	0
Coax	0
Triax	0
Quad	0
Fiber	0
Fluidic	0



*Image is for illustrative purpose only*

### Download

[Request a quote](#)

[Catalog](#)

Series	P
Termination type	Male solder
IP rating	50
Cable Ø	4.00 - 5.20 mm
Matching parts	PLA.M0.2TL.LN
Status	active
Alternative part	

## TECHNICAL DETAILS

### Mechanics

Shell Style/Model	PA*: Straight plug with cable collet and nut for fitting a bend relief
Keying	2 keys (alpha=40; Plug: male contacts; Receptacle: female contacts)
Housing Material	PEI (Polyetherimide), black
Cable Fixing	∅ 4 - 5.2 mm
Variant	N : Black collet nut for bend relief
Weight	5.07 g

### Performance

Configuration	1P.M02 : 2 Low Voltage
Insulator	
Rated Current	10 Amps

### Specifications

Contact Type:	Solder
Max. Matings:	2000
Contact Dia.:	1.3 mm (0.0512in)

*LEMO products and services are provided "as is". LEMO makes no warranties or representations with regard to LEMO product & services or use of them, express, implied or statutory, including for accuracy, completeness, or security. The user is fully responsible for his products and applications using LEMO components.*

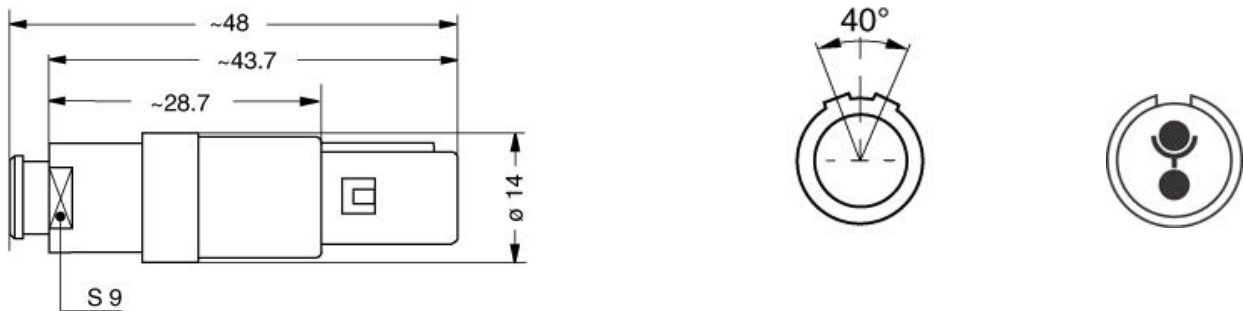
Bucket Dia.: 1.1 mm (0.04in)  
 Max. Solid Conductor: 0.5 mm<sup>2</sup> (AWG 20)  
 Max. Stranded Conductor: 0.5 mm<sup>2</sup> (AWG 20)  
 R (max): 3.5 mOhm  
 Test voltage (kV rms) Contact-contact: 1.2  
 Air clearance min. (mm) or Creepage distance min. (mm): 1.3

## Others

F ret (min): 50 N  
 F ret (max): 150 N  
 IP Rating: 50

# DRAWINGS

## Draws



## Dimensions

	A	L	S1
mm.	14	48	S9
in.	0,55	1,89	



















# RECOMMENDED BY LEMO

## Tools

None

*LEMO products and services are provided "as is". LEMO makes no warranties or representations with regard to LEMO product & services or use of them, express, implied or statutory, including for accuracy, completeness, or security. The user is fully responsible for his products and applications using LEMO components.*

## Cables

CMN.02.T20.047PGCE	PVC	GREY	
CMN.02.T20.047PGZE		Grey	
CMN.02.T20.047PNCE	PVC	Black	
CMN.02.T20.047PNZE			
CMN.02.T20.048QGZE	TPR (medical)	Grey	
CMN.02.T22.047PGCE	PVC	GREY	
CMN.02.T22.047PGZE		Grey	
CMN.02.T22.047PNCE	PVC	Black	
CMN.02.T22.047PNZE			
002 200	PVC	Black	
002 221	PVC	Black	
002 280	PVC	Black	
004 082	PVC	Grey	
020 260	PVC	Black	
020 264	PVC	Black	
020 266	PVC	Violet	
120 240	PVC	Black	
120 250	PVC	Grey	
120 501	PVC	Grey	

LEMO products and services are provided "as is". LEMO makes no warranties or representations with regard to LEMO product & services or use of them, express, implied or statutory, including for accuracy, completeness, or security. The user is fully responsible for his products and applications using LEMO components.