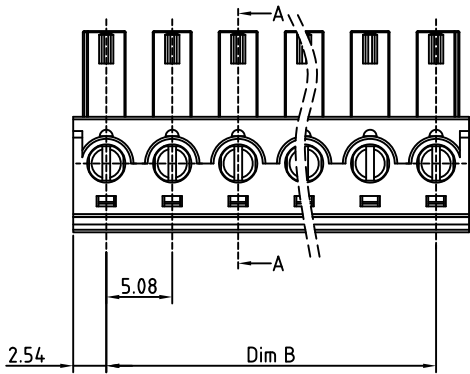


SIGN	DATE	DESCRIPTION	APPROVER
△	2014.10.22	Fixed chart for correct pitch	
<i>THIS IS CAD DRAWING, DO NOT REVISE MANUALLY!!!</i>			



Poles	02	03	04	05	06	07	08	09
Dim A	10.16	15.24	20.32	25.40	30.48	35.56	40.64	45.72
Dim B	5.08	10.16	15.24	20.32	25.40	30.48	35.56	40.64
TOL	±0.15							
Poles	10	11	12	13	14	15	16	17
Dim A	50.80	55.88	60.96	66.04	71.12	76.20	81.28	86.36
Dim B	45.72	50.80	55.88	60.96	66.04	71.12	76.20	81.28
TOL	±0.25							
Poles	18	19	20	21	22	23	24	
Dim A	91.44	96.52	101.60	106.68	111.76	116.84	121.92	
Dim B	86.36	91.44	96.52	101.60	106.68	111.76	116.84	
TOL	±0.30							

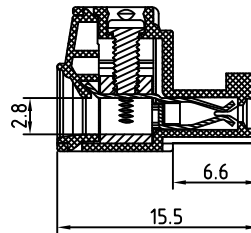
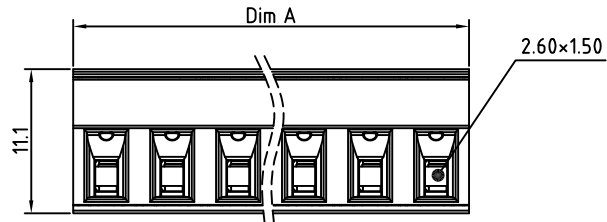
Material

- Insulating body: Thermoplastic (UL94V-0)
- Insulating cover: Thermoplastic (UL94V-0)
- Contact: Brass, Tin plated
- Wire guard: PhBz ,Tin plated
- Terminal screw :Steel Cr3+ Zinc plating "--" slot type

Electrical

- Voltage rating: 300VAC
- Current rating: 10A
- Wire range:
Solid wire(AWG): 14-30
Stranded wire(AWG): 14-30
- Torque(Lb-In): 2
- Screw: M2
- Wire strip length: 7-8mm
- Withstanding Voltage: 1.6KV
- Operating temperature: -30°C to +105°C
- Soldering temperature: 250°C±10°C/5 Sec

RoHS Compliant



SECTION A-A

PART NUMBER:

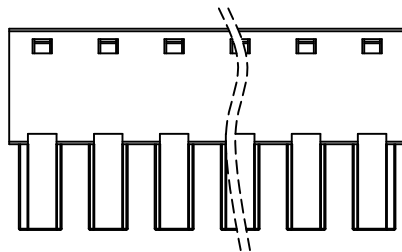
OSTVRXX5150

No. of Poles

- 02 2 Poles
- 03 3 Poles
-
- 24 24 Poles

COLOR

- 0: Black
- 5: Green (Standard)
- 6: Blue
- 8: Grey



THESE DRAWINGS AND SPECIFICATIONS ARE THE PROPERTY OF ON-SHORE TECHNOLOGY, INC. AND SHALL NOT BE REPRODUCED, COPIED OR USED IN ANY MANNER WITHOUT THE PRIOR WRITTEN CONSENT OF ON-SHORE TECHNOLOGY, INC.



TITLE		OSTVR 5.08 Series w/o flange (contact on down side)		
PART NO.	OSTVRXX5150	DWG NO.	OSTVRXX5150.DWG	
APPROVED	CHECKED	DESIGNED	DRAWN	CUST NO.
		Aaron 2007.07.23	Aaron 2007.07.23	
				Tolerance X. ±0.50 X.X ±0.30 X.XX ±0.10 X° ±1°
		SHEET: 01/01		UNIT: mm SCALE: NONE REV.: A1