

SUMMARY

Wires

Low	2
High	0
Coax	0
Triax	0
Quad	0
Fiber	0
Fluidic	0

Series	1M
Termination type	Male crimp
IP rating	68
Cable Ø	4.85 - 9.70 mm
Matching parts	PMN.1M.302.XLMT
Status	active
Alternative part	



Image is for illustrative purpose only

Download

[Request a quote](#)

[Catalog](#)

[See video assembly instructions](#)

TECHNICAL DETAILS

Mechanics

Shell Style/Model	FM*: Straight plug, key (N) or keys (P, R, S, T, U, V, W and X) with knurled grip and mold stop
Keying	3 keys (beta=165, gamma=30, plug: male contacts, receptacle: female contacts)
Housing Material	Environment friendly aluminium (nickel plated, anthracite color) shell and nut, other pieces bronze/brass
Cable Fixing	∅ 4.85 - 9.7 mm
Variant	
Weight	6.96 g

Performance

Configuration	
Insulator	
Rated Current	19.0 Amps

Specifications

Contact Type: Crimp

LEMO products and services are provided "as is". LEMO makes no warranties or representations with regard to LEMO product & services or use of them, express, implied or statutory, including for accuracy, completeness, or security. The user is fully responsible for his products and applications using LEMO components.

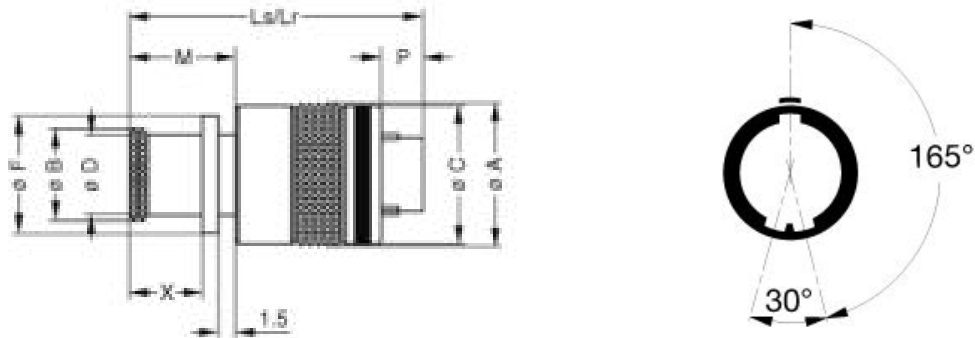
Max. Matings: 3000
 Contact Retention: 40 N
 Contact Dia.: 1.3 mm (0.051in)
 Bucket Dia.: 1.4 mm (0.055in)
 Min. Conductor: 0.5 mm² (AWG 20)
 Max. Conductor: 1 mm² (AWG 18)
 R (max): 3.6 mOhm

Others

Humidity (max): ≤95% [at 60 deg C / 140 F]
 Vibration: 15 g [10 Hz - 2000 Hz]
 Shock Resistance: 100 g [6 ms]
 Operating temperature: -55° C / +200° C
 Climatical Category: 15/200/21 (Al. shell)
 Lighting strike EIA 364-75 10K amps - 6 times
 EMI Shielding EIA 364-66A - 1Ghz-80 dB, 3GHz-70 dB, 6GHz- 58dB
 IP Rating: 68

DRAWINGS

Draws



Dimensions

	A	B	C	D	F	Lr	Ls	M	P	X
mm.	14.6	10.5	14.2	9.7	12.4	27.1	27.1	9.7	3.9	6.7
in.	0,57	0,41	0,56	0,38	0,49	1,07	1,07	0,38	0,15	0,26

RECOMMENDED BY LEMO

LEMO products and services are provided "as is". LEMO makes no warranties or representations with regard to LEMO product & services or use of them, express, implied or statutory, including for accuracy, completeness, or security. The user is fully responsible for his products and applications using LEMO components.

Tools

Crimp Tool: DPC.91.701.V





Crimp settings: AWG/Selector = 16-18-20/8-7-7

Positionner: DCE.91.130.5MVC

Extractor: DCF.93.131.4LT

Replacement contact: FGN.0M.565.ZZC

Cables

CMN.02.T18.064UNCU			
002 200	PVC	Black	
102 080	PVC	Grey	
120 184	PVC	Black	
120 500	PVC	Grey	
120 501	PVC	Grey	
120 751	PVC	Grey	
220 151	PVC	Grey	
220 750	PVC	Grey	
320 150	PVC	Grey	

LEMO products and services are provided "as is". LEMO makes no warranties or representations with regard to LEMO product & services or use of them, express, implied or statutory, including for accuracy, completeness, or security. The user is fully responsible for his products and applications using LEMO components.