

F93-AJ6 Series



Resin-Molded Chip - Automotive Product Range



FEATURES

- Compliant to the RoHS2 directive 2011/65/EU
- Compliant to AEC-Q200

APPLICATIONS

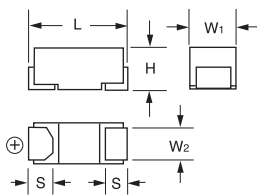
- Cabin electronics
- Infotainment



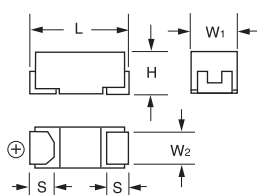
CASE DIMENSIONS: millimeters (inches)

Code	EIA Code	EIA Metric	L	W ₁	W ₂	H	S
A	1206	3216-18	3.20 ± 0.20 (0.126 ± 0.008)	1.60 ± 0.20 (0.063 ± 0.008)	1.20 ± 0.10 (0.047 ± 0.004)	1.60 ± 0.20 (0.063 ± 0.008)	0.80 ± 0.20 (0.031 ± 0.008)
B	1210	3528-21	3.50 ± 0.20 (0.126 ± 0.008)	2.80 ± 0.20 (0.110 ± 0.008)	2.20 ± 0.10 (0.087 ± 0.004)	1.90 ± 0.20 (0.075 ± 0.008)	0.80 ± 0.20 (0.031 ± 0.008)
C	2312	6032-27	6.00 ± 0.20 (0.236 ± 0.008)	3.20 ± 0.20 (0.126 ± 0.008)	2.20 ± 0.10 (0.087 ± 0.004)	2.50 ± 0.20 (0.098 ± 0.008)	1.30 ± 0.20 (0.051 ± 0.008)
N	2917	7343-30	7.30 ± 0.20 (0.287 ± 0.008)	4.30 ± 0.20 (0.169 ± 0.008)	2.40 ± 0.10 (0.094 ± 0.004)	2.80 ± 0.20 (0.110 ± 0.008)	1.30 ± 0.20 (0.051 ± 0.008)

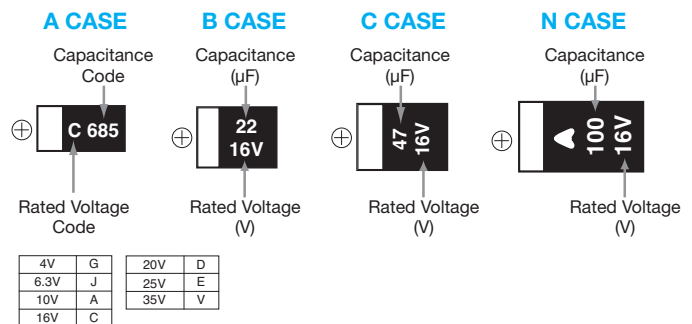
A, B CASE



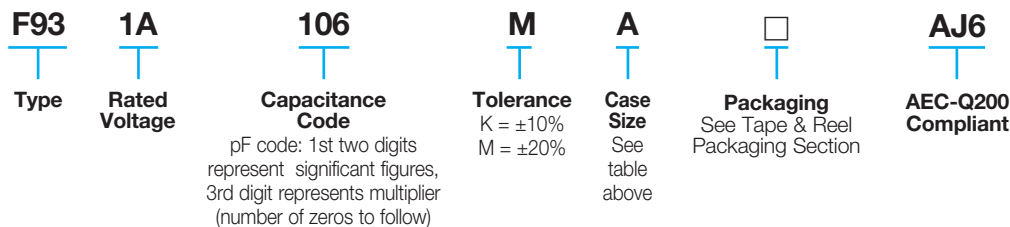
C, N CASE



MARKING



HOW TO ORDER



TECHNICAL SPECIFICATIONS

Category Temperature Range:	-55 to +125°C
Rated Temperature:	+85°C
Capacitance Tolerance:	±20%, ±10% at 120Hz
Dissipation Factor:	Refer to next page
ESR 100kHz:	Refer to next page
Leakage Current:	After 1 minute's application of rated voltage, leakage current at 20°C is not more than 0.01CV or 0.5µA, whichever is greater. After 1 minute's application of rated voltage, leakage current at 85°C is not more than 0.1CV or 5µA, whichever is greater. After 1 minute's application of derated voltage, leakage current at 125°C is not more than 0.125CV or 6.3µA, whichever is greater.
Capacitance Change By Temperature	+15% Max. at +125°C +10% Max. at +85°C -10% Max. at -55°C

F93-AJ6 Series



Resin-Molded Chip - Automotive Product Range

CAPACITANCE AND RATED VOLTAGE RANGE (LETTER DENOTES CASE SIZE)

Capacitance		Rated Voltage						
μF	Code	4V (0G)	6.3V (0J)	10V (1A)	16V (1C)	20V (1D)	25V (1E)	35V (1V)
1.0	105				A		A	A
1.5	155				A		A	A
2.2	225				A	A	A	A/B
3.3	335				A	A	A	B
4.7	475			A	A	A/B	A/B	B/C
6.8	685			A	A	A/B		C
10	106		A	A	A/B	A/B	B/C	C
15	156		A	A	A/B	C	C	N
22	226	A	A	A/B	A/B/C	B/C	C/N	N
33	336	A	A	A/B	B/C	C/N	N	N
47	476	A	A/B	A/B/C	B ^M /C/N	C/N	N	
68	686	A	A/B	B/C	C/N			
100	107	A/B	A/B/C	C/N	C/N			
150	157	B	B/C	N	N			
220	227	B/C	C/N	N				
330	337	C	N	N				
470	477	N	N					
680	687	N						

Released ratings (M tolerance only)

F93-AJ6 Series



Resin-Molded Chip - Automotive Product Range

RATINGS & PART NUMBER REFERENCE

AVX Part No.	Case Size	Capacitance (µF)	Rated Voltage (V)	DCL (µA)	DF @ 120Hz (%)	ESR @ 100kHz (Ω)	*1 ΔC/C (%)	MSL
4 Volt								
F930G226#AAAJ6	A	22	4	0.9	6	2.5	*	3
F930G336#AAAJ6	A	33	4	1.3	8	2.5	*	3
F930G476#AAAJ6	A	47	4	1.9	18	2.5	*	3
F930G686#AAAJ6	A	68	4	2.7	24	2.5	*	3
F930G107#AAAJ6	A	100	4	4	30	2.0	*	3
F930G107#BAAJ6	B	100	4	4	14	0.9	*	3
F930G157#BAAJ6	B	150	4	6	16	0.7	*	3
F930G227#BAAJ6	B	220	4	8.8	18	0.7	*	3
F930G227#CCAJ6	C	220	4	8.8	12	0.7	*	3
F930G337#CCAJ6	C	330	4	13.2	14	0.7	*	3
F930G477#NCAJ6	N	470	4	18.8	16	0.3	*	3
F930G687#NCAJ6	N	680	4	27.2	18	0.3	*	3
6.3 Volt								
F930J106#AAAJ6	A	10	6.3	0.6	6	3.0	*	3
F930J156#AAAJ6	A	15	6.3	0.9	6	2.9	*	3
F930J226#AAAJ6	A	22	6.3	1.4	8	2.5	*	3
F930J336#AAAJ6	A	33	6.3	2.1	8	2.5	*	3
F930J476#AAAJ6	A	47	6.3	3	18	2.5	*	3
F930J476#BAAJ6	B	47	6.3	3	6	1.0	*	3
F930J686#AAAJ6	A	68	6.3	4.3	20	2.0	*	3
F930J686#BAAJ6	B	68	6.3	4.3	8	1.0	*	3
F930J107#AAAJ6	A	100	6.3	6.3	35	2.0	±15	3
F930J107#BAAJ6	B	100	6.3	6.3	14	0.9	*	3
F930J107#CCAJ6	C	100	6.3	6.3	8	0.7	*	3
F930J157#BAAJ6	B	150	6.3	9.5	18	0.9	*	3
F930J157#CCAJ6	C	150	6.3	9.5	12	0.7	*	3
F930J227#CCAJ6	C	220	6.3	13.9	14	0.7	*	3
F930J227#NCAJ6	N	220	6.3	13.9	10	0.5	*	3
F930J337#NCAJ6	N	330	6.3	20.8	14	0.5	*	3
F930J477#NCAJ6	N	470	6.3	29.6	16	0.3	*	3
10 Volt								
F931A475#AAAJ6	A	4.7	10	0.5	6	4.0	*	3
F931A685#AAAJ6	A	6.8	10	0.7	6	3.5	*	3
F931A106#AAAJ6	A	10	10	1	6	3.0	*	3
F931A156#AAAJ6	A	15	10	1.5	8	2.9	*	3
F931A226#AAAJ6	A	22	10	2.2	12	2.5	*	3
F931A226#BAAJ6	B	22	10	2.2	6	1.9	*	3
F931A336#AAAJ6	A	33	10	3.3	18	2.5	*	3
F931A336#BAAJ6	B	33	10	3.3	8	1.4	*	3
F931A476#AAAJ6	A	47	10	4.7	40	2.0	*	3
F931A476#BAAJ6	B	47	10	4.7	8	1.0	*	3
F931A476#CCAJ6	C	47	10	4.7	6	0.9	*	3
F931A686#BAAJ6	B	68	10	6.8	12	0.9	±15	3
F931A686#CCAJ6	C	68	10	6.8	8	0.8	*	3
F931A107#CCAJ6	C	100	10	10	10	0.7	*	3
F931A107#NCAJ6	N	100	10	10	8	0.6	*	3
F931A157#NCAJ6	N	150	10	15	10	0.6	*	3
F931A227#NCAJ6	N	220	10	22	12	0.5	*	3
F931A337#NCAJ6	N	330	10	33	18	0.5	*	3
16 Volt								
F931C105#AAAJ6	A	1	16	0.5	4	7.5	*	3
F931C155#AAAJ6	A	1.5	16	0.5	4	6.0	*	3
F931C225#AAAJ6	A	2.2	16	0.5	4	5.0	*	3
F931C335#AAAJ6	A	3.3	16	0.5	4	4.5	*	3
F931C475#AAAJ6	A	4.7	16	0.8	6	4.0	*	3
F931C685#AAAJ6	A	6.8	16	1.1	6	3.5	*	3
F931C106#AAAJ6	A	10	16	1.6	6	3.0	*	3


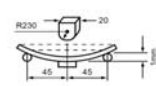
1: ΔC/C Marked ""

Item	All Case (%)
Damp Heat	±10
Temperature cycles	±10
Resistance soldering heat	±10
Surge	±10
Endurance	±10
Load Humidity	±10

AVX Part No.	Case Size	Capacitance (µF)	Rated Voltage (V)	DCL (µA)	DF @ 120Hz (%)	ESR @ 100kHz (Ω)	*1 ΔC/C (%)	MSL
F931C106#BAAJ6	B	10	16	1.6	6	2.0	*	3
F931C156#AAAJ6	A	15	16	2.4	10	3.0	*	3
F931C156#BAAJ6	B	15	16	2.4	6	2.0	*	3
F931C226#AAAJ6	A	22	16	3.5	15	3.0	±15	3
F931C226#BAAJ6	B	22	16	3.5	8	1.9	*	3
F931C226#CCAJ6	C	22	16	3.5	6	1.1	*	3
F931C336#BAAJ6	B	33	16	5.3	8	1.9	*	3
F931C336#CCAJ6	C	33	16	5.3	6	1.1	*	3
F931C476#BAAJ6	B	47	16	7.5	16	2.0	±15	3
F931C476#CCAJ6	C	47	16	7.5	8	0.9	*	3
F931C476#NCAJ6	N	47	16	7.5	6	0.7	*	3
F931C686#CCAJ6	C	68	16	10.9	10	0.8	*	3
F931C686#NCAJ6	N	68	16	10.9	6	0.6	*	3
F931C107#CCAJ6	C	100	16	16	15	0.7	*	3
F931C107#NCAJ6	N	100	16	16	10	0.6	*	3
F931C157#NCAJ6	N	150	16	24	15	0.6	*	3
20 Volt								
F931D225#AAAJ6	A	2.2	20	0.5	4	5.0	*	3
F931D335#AAAJ6	A	3.3	20	0.7	4	4.5	*	3
F931D475#AAAJ6	A	4.7	20	0.9	6	3.0	*	3
F931D475#BAAJ6	B	4.7	20	0.9	6	2.8	*	3
F931D685#AAAJ6	A	6.8	20	1.4	6	3.5	*	3
F931D685#BAAJ6	B	6.8	20	1.4	6	2.5	*	3
F931D106#AAAJ6	A	10	20	2	8	3.5	*	3
F931D106#BAAJ6	B	10	20	2	6	2.1	*	3
F931D156#CCAJ6	C	15	20	3	6	1.2	*	3
F931D226#BAAJ6	B	22	20	4.4	8	1.9	*	3
F931D226#CCAJ6	C	22	20	4.4	8	1.1	*	3
F931D336#CCAJ6	C	33	20	6.6	8	1.1	*	3
F931D336#NCAJ6	N	33	20	6.6	6	0.7	*	3
F931D476#CCAJ6	C	47	20	9.4	10	1.1	*	3
F931D476#NCAJ6	N	47	20	9.4	8	0.7	*	3
25 Volt								
F931E105#AAAJ6	A	1	25	0.5	4	7.5	*	3
F931E155#AAAJ6	A	1.5	25	0.5	4	6.7	*	3
F931E225#AAAJ6	A	2.2	25	0.6	6	6.3	*	3
F931E335#AAAJ6	A	3.3	25	0.8	6	6.0	*	3
F931E475#AAAJ6	A	4.7	25	1.2	8	4.0	*	3
F931E475#BAAJ6	B	4.7	25	1.2	6	2.8	*	3
F931E106#BAAJ6	B	10	25	2.5	12	1.9	*	3
F931E106#CCAJ6	C	10	25	2.5	6	1.5	*	3
F931E156#CCAJ6	C	15	25	3.8	8	1.2	*	3
F931E226#CCAJ6	C	22	25	5.5	8	1.1	*	3
F931E226#NCAJ6	N	22	25	5.5	6	0.7	*	3
F931E336#NCAJ6	N	33	25	8.3	8	0.7	*	3
F931E476#NCAJ6	N	47	25	11.8	8	0.7	*	3
35 Volt								
F931V105#AAAJ6	A	1	35	0.5	4	7.5	*	3
F931V155#AAAJ6	A	1.5	35	0.5	6	7.5	*	3
F931V225#AAAJ6	A	2.2	35	0.8	6	7.0	*	3
F931V225#BAAJ6	B	2.2	35	0.8	4	3.8	*	3
F931V335#BAAJ6	B	3.3	35	1.2	4	3.5	*	3
F931V475#BAAJ6	B	4.7	35	1.6	8	3.1	*	3
F931V475#CCAJ6	C	4.7	35	1.6	6	1.8	*	3
F931V685#CCAJ6	C	6.8	35	2.4	6	1.8	*	3
F931V106#CCAJ6	C	10	35	3.5	6	1.6	*	3
F931V156#NCAJ6	N	15	35	5.3	6	0.7	*	3
F931V226#NCAJ6	N	22	35	7.7	8	0.7	*	3
F931V336#NCAJ6	N	33	35	11.6	8	0.7	*	3

*#: "M" for ±20% tolerance, "K" for ± 10% tolerance. When you need K tolerance for the part numbers which have M tolerance only, please contact to your local AVX sales office.
Moisture Sensitivity Level (MSL) is defined according to J-STD-020.

QUALIFICATION TABLE

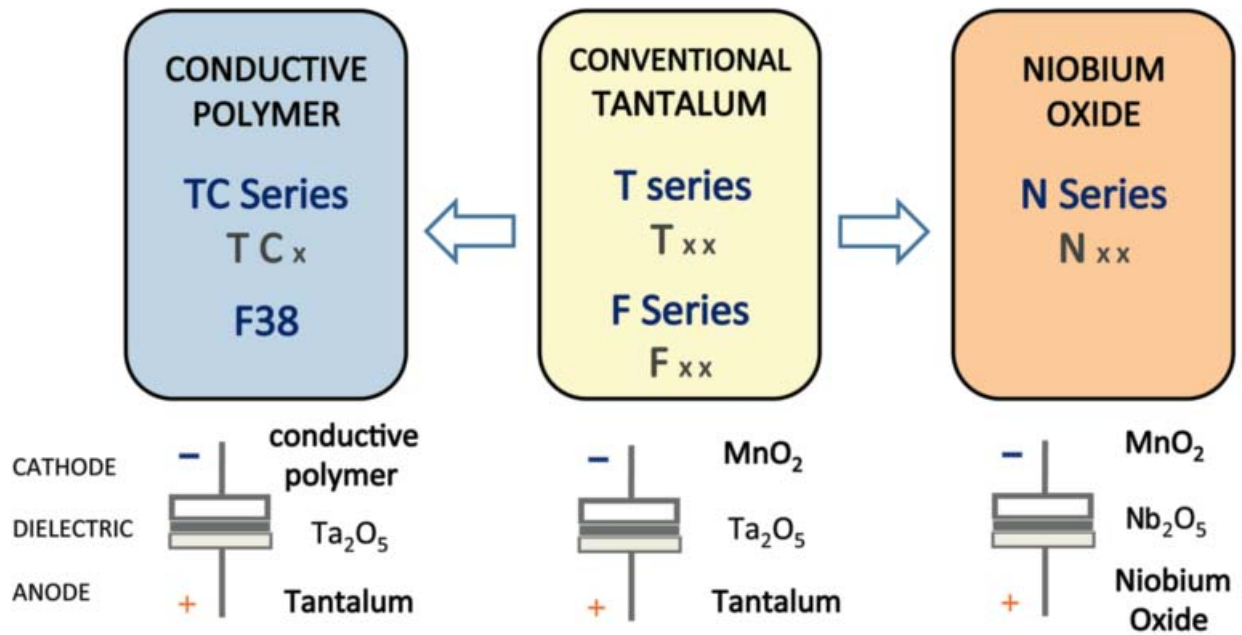
TEST	F93-AJ6 series (Temperature range -55°C to +125°C)	
	Condition	
Damp Heat (Steady State)	At 40°C, 90 to 95% R.H., 500 hours (No voltage applied) Capacitance Change Refer to page 41 (*1) Dissipation Factor Initial specified value or less Leakage Current Initial specified value or less	
Load Humidity	After 1000 hour's application of rated voltage in series with a 33Ω resistor at 85°C, 85% R.H., capacitors meet the characteristics requirements table below. Capacitance Change Refer to page 41 (*1) Dissipation Factor Initial specified value or less Leakage Current 125% or less than the initial specified value	
Temperature Cycles	At -55°C / +125°C, 30 minutes each, 1000 cycles Capacitance Change Refer to page 41 (*1) Dissipation Factor Initial specified value or less Leakage Current Initial specified value or less	
Resistance to Soldering Heat	10 seconds reflow at 260°C, 10 seconds immersion at 260°C. Capacitance Change Refer to page 41 (*1) Dissipation Factor Initial specified value or less Leakage Current Initial specified value or less	
Surge	After application of surge voltage in series with a 33Ω resistor at the rate of 30 seconds ON, 30 seconds OFF, for 1000 successive test cycles at 85°C, capacitors shall meet the characteristic requirements in the table above. Capacitance Change Refer to page 41 (*1) Dissipation Factor Initial specified value or less Leakage Current Initial specified value or less	
Endurance	After 2000 hours' application of rated voltage in series with a 3Ω resistor at 85°C, or derated voltage in series with a 3Ω resistor at 125°C, capacitors shall meet the characteristic requirements in the table above. Capacitance Change Refer to page 41 (*1) Dissipation Factor Initial specified value or less Leakage Current Initial specified value or less	
Shear Test	After applying the pressure load of 17.7N for 60 seconds horizontally to the center of capacitor side body which has no electrode and has been soldered beforehand on a substrate, there shall be found neither exfoliation nor its sign at the terminal electrode.	
Terminal Strength	Keeping a capacitor surface-mounted on a substrate upside down and supporting the substrate at both of the opposite bottom points 45mm apart from the center of capacitor, the pressure strength is applied with a specified jig at the center of the substrate so that substrate may bend by 1mm as illustrated. Then, there shall be found no remarkable abnormality on the capacitor terminals.	
Failure Rate	1% per 1000 hours at 85°C, V_R with 0.1Ω/V series impedance, 60% confidence level.	

F93-AJ6 Series

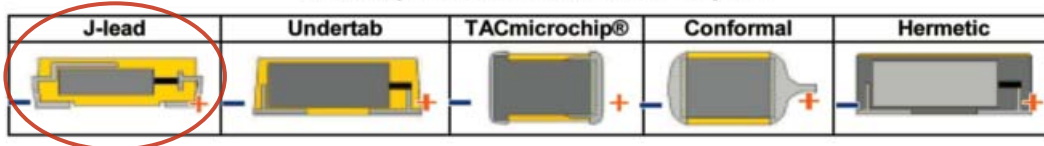


Resin-Molded Chip - Automotive Product Range

AVX SOLID ELECTROLYTE CAPACITOR ROADMAP



Five Capacitor Construction Styles



SERIES LINE UP: CONVENTIONAL SMD MnO₂

