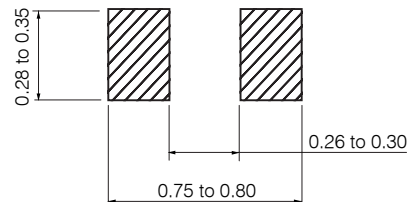
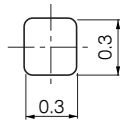
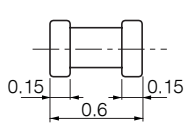


1. Non Magnetic Core Types RG, RF, RE, NJ, ND, NC, NA

■ Type 0603(0201)RG

● Dimensions in mm (not to scale)

● Recommended Land Pattern in mm (not to scale)



■ Examples

Part No.	Inductance		Q min.	L, Q Test Freq. (MHz)	Q Typical (800 MHz)	SRF *1 (MHz)min.	DCR *2 (Ω)max.	DC Current (mA)max.
	(nH)	Tolerance						
ELJRG1N0DF	1.0	±0.3 nH	4	100	17	20000	0.12	550
ELJRG1N2DF	1.2				17	20000	0.15	550
ELJRG1N5DF	1.5				17	20000	0.18	550
ELJRG1N8DF	1.8				17	20000	0.22	420
ELJRG2N2DF	2.2				16	13000	0.26	420
ELJRG2N7DF	2.7				16	13000	0.32	420
ELJRG3N3DF	3.3				16	10000	0.38	300
ELJRG3N9DF	3.9				16	9600	0.48	300
ELJRG4N7DF	4.7				16	8800	0.56	300
ELJRG5N6DF	5.6				16	8300	0.70	230
ELJRG6N8JF	6.8	±5 %	3	16	7400	0.82	230	
ELJRG8N2JF	8.2			16	7000	1.00	230	
ELJRG10NJF	10.0			16	6600	1.30	230	
ELJRG12NJF	12.0			16	6100	1.60	190	
ELJRG15NJF	15.0			16	5600	2.20	150	
ELJRG18NJF	18.0			15	5400	2.80	130	
ELJRG22NJF	22.0			14	4600	3.50	120	

*1 : Self Resonant Frequency *2 : DC Resistance