

SUMMARY



Image is for illustrative purpose only

Wires

Low	3
High	0
Coax	0
Triax	0
Quad	0
Fiber	0
Fluidic	0

Download

[Request a quote](#)

[Catalog](#)

Series	0B
Termination type	Female crimp
IP rating	50
Cable Ø	0.00 - 0.00 mm
Matching parts	FGG.0B.303.CYCD25
Status	active
Alternative part	

TECHNICAL DETAILS

Mechanics

Shell Style/Model	EG*: Fixed receptacle, nut fixing
Keying	1 key (alpha=0, plug: male contacts, receptacle: female contacts)
Housing Material	Brass (chrome plated) shell and collet nut, nickel plated brass latch sleeve and mid pieces
Cable Fixing	∅ 0 - 0 mm
Variant	
Weight	5.41 g

Performance

Configuration	0B.303 : 3 Low Voltage
Insulator	Y: PEEK for crimp contacts
Rated Current	8 Amps

Specifications

Contact Type: Crimp
Max. Matings: 5000
Contact Retention: 30 N

LEMO products and services are provided "as is". LEMO makes no warranties or representations with regard to LEMO product & services or use of them, express, implied or statutory, including for accuracy, completeness, or security. The user is fully responsible for his products and applications using LEMO components.

Contact Dia.: 0.9 mm (0.035in)
 Bucket Dia.: 1.1 mm (0.043in)
 Min. Conductor: 0.25 mm² (AWG 24)
 Max. Conductor: 0.5 mm² (AWG 20)
 R (max): 4.8 mOhm
 Vtest (contact-shell): 1600 V (AC), 2250 V (DC)
 Vtest (contact-contact): 1700 V (AC), 2400 V (DC)

Others

Endurance (Shell): 5000
 Temp (min / max): -55 °C / +250 °C
 Humidity (max): <=95% [at 60 deg C / 140 F]
 Vibration: 15 g [10 Hz - 2000 Hz]
 Shock Resistance: 100 g [6 ms]
 Salt Spray Corrosion: >1000 hr
 Climatical Category: 50/175/21
 Shielding (min): 75 dB (10 MHz)
 Shielding (min): 40 dB (1 GHz)
 IP Rating: 50

DRAWINGS

Draws



Dimensions

	A	B	E	L	M	N	S1	S3	e
mm.	10	12.5	7	20.7	1.2	19.1	8.2	11	M9x0.6
in.	0,39	0,49	0,28	0,81	0,05	0,75	0,32	0,43	

























LEMO products and services are provided "as is". LEMO makes no warranties or representations with regard to LEMO product & services or use of them, express, implied or statutory, including for accuracy, completeness, or security. The user is fully responsible for his products and applications using LEMO components.

RECOMMENDED BY LEMO

Tools

Crimp Tool: DPC.91.701.V
 Crimp settings: AWG/Selector = 20-22-24/6-5-5
 Positionner: DCE.91.090.BVM
 Extractor: DCF.91.090.2LT
 Replacement contact: EGG.0B.660.ZZM

Cables

CMN.03.B12.113PLZ			
CMN.03.T20.049PGCE	PVC	GREY	
CMN.03.T20.049PGZE		Grey	
CMN.03.T20.049PNCE	PVC	Black	
CMN.03.T20.049PNZE			
CMN.03.T22.049PGCE	PVC	GREY	
CMN.03.T22.049PGZE		Grey	
CMN.03.T22.049PNCE	PVC	Black	
CMN.03.T22.049PNZE			
CMN.03.T28.031PGCE	PVC	GREY	
CMN.03.T28.031PGZE		Grey	
CMN.03.T28.031PNCE	PVC	Black	
CMN.03.T28.031PNZE			
003 041	PVC	Grey	
003 050	PVC	Black	
003 081	PVC	Black	
003 220	PVC	Black	
003 280	PVC	Black	
030 110	PVC	Grey	
030 141	PVC	Grey	
030 200	PVC	Black	
030 260	PVC	Black	
060 080	PVC	Grey	
130 240	PVC	Black	
130 250	PVC	Grey	
230 500	PVC	Grey	
230 750	PVC	Grey	

LEMO products and services are provided "as is". LEMO makes no warranties or representations with regard to LEMO product & services or use of them, express, implied or statutory, including for accuracy, completeness, or security. The user is fully responsible for his products and applications using LEMO components.