

## SUMMARY



Image is for illustrative purpose only

### # Wires

Low	2
High	0
Coax	0
Triax	0
Quad	0
Fiber	0
Fluidic	0

### Download

[Request a quote](#)

[Catalog](#)

Series	1M
Termination type	Female crimp
IP rating	68
Cable Ø	0.00 - 0.00 mm
Matching parts	FMN.1M.302.XLC
Status	active
Alternative part	

## TECHNICAL DETAILS

### Mechanics

Shell Style/Model	ED*: Fixed receptacle with square flange
Keying	3 keys (beta=165, gamma=30, plug: male contacts, receptacle: female contacts)
Housing Material	Environment friendly aluminium (nickel plated, anthracite color) shell and nut, other pieces bronze/brass
Cable Fixing	∅ 0 - 0 mm
Variant	
Weight	5.49 g

### Performance

Configuration	
Insulator	
Rated Current	19.0 Amps

### Specifications

Contact Type: Crimp
Max. Matings: 3000

LEMO products and services are provided "as is". LEMO makes no warranties or representations with regard to LEMO product & services or use of them, express, implied or statutory, including for accuracy, completeness, or security. The user is fully responsible for his products and applications using LEMO components.

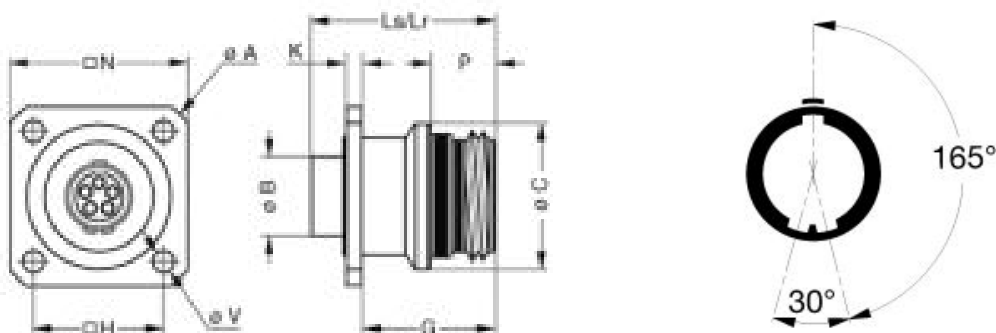
Contact Retention: 40 N  
 Contact Dia.: 1.3 mm (0.051in)  
 Bucket Dia.: 1.4 mm (0.055in)  
 Min. Conductor: 0.5 mm<sup>2</sup> (AWG 20)  
 Max. Conductor: 1 mm<sup>2</sup> (AWG 18)  
 R (max): 3.6 mOhm

## Others

Humidity (max): <=95% [at 60 deg C /140 F]  
 Vibration: 15 g [10 Hz - 2000 Hz]  
 Shock Resistance: 100 g [ 6 ms]  
 Operating temperature: -55°C / +200°C  
 Climatical Category: 15/200/21 (Al. shell)  
 Lighting strike EIA 364-75 10K amps - 6 times  
 EMI Shielding EIA 364-66A - 1Ghz-80 dB,3GHz-70 dB,6GHz- 58dB  
 IP Rating: 68

## DRAWINGS

### Draws



### Dimensions

	A	B	C	G	H	K	Lr	Ls	N	P	SV
mm.	23.8	5.95	14.2	12.8	12.9	1.5	18.3	18.3	18.4	5.3	3.3
in.	0,94	0,23	0,56	0,50	0,51	0,06	0,72	0,72	0,72	0,21	0,13






























## RECOMMENDED BY LEMO

LEMO products and services are provided "as is". LEMO makes no warranties or representations with regard to LEMO product & services or use of them, express, implied or statutory, including for accuracy, completeness, or security. The user is fully responsible for his products and applications using LEMO components.













## Tools

Crimp Tool: DPC.91.701.V  
 Crimp settings: AWG/Selector = 16-18-20/8-7-7  
 Positionner: DCE.91.130.5MVM  
 Extractor: DCF.93.131.4LT  
 Replacement contact: EGN.0M.665.ZZM

## Cables

CMN.02.T18.064UNCU			
CMN.02.T20.047PGCE	PVC	GREY	
CMN.02.T20.047PGZE		Grey	
CMN.02.T20.047PNCE	PVC	Black	
CMN.02.T20.047PNZE			
CMN.02.T20.048QGZE	TPR (medical)	Grey	
CMN.02.T22.047PGCE	PVC	GREY	
CMN.02.T22.047PGZE		Grey	
CMN.02.T22.047PNCE	PVC	Black	
CMN.02.T22.047PNZE			
CMN.02.T28.030PGCE	PVC	GREY	
CMN.02.T28.030PGZE		Grey	
CMN.02.T28.030PNCE	PVC	Black	
CMN.02.T28.030PNZE			
002 050	PVC	Black	
002 080	PVC	Grey	
002 200	PVC	Black	
002 221	PVC	Black	
002 260	PTFE	White	
002 280	PVC	Black	
004 082	PVC	Grey	
020 140	PVC	Grey	
020 140	PVC	Grey	
020 141	PVC	Grey	
020 142	PVC	Red	
020 143	PVC	Green	
020 144	PVC	Black	
020 145	PVC	Yellow	
020 146	PVC	Black	
020 240	PTFE	White	
020 260	PVC	Black	
020 264	PVC	Black	

LEMO products and services are provided "as is". LEMO makes no warranties or representations with regard to LEMO product & services or use of them, express, implied or statutory, including for accuracy, completeness, or security. The user is fully responsible for his products and applications using LEMO components.

020 266	PVC	Violet	
020 550	PUR	Black	
020 560	PUR	White	
102 080	PVC	Grey	
120 184	PVC	Black	
120 240	PVC	Black	
120 250	PVC	Grey	
120 500	PVC	Grey	
120 501	PVC	Grey	
120 751	PVC	Grey	
220 151	PVC	Grey	
220 750	PVC	Grey	
320 150	PVC	Grey	
CCX.50.RG1.74U30B	TFE	White	
CMB.02.210.635	PUR	Black	

LEMO products and services are provided "as is". LEMO makes no warranties or representations with regard to LEMO product & services or use of them, express, implied or statutory, including for accuracy, completeness, or security. The user is fully responsible for his products and applications using LEMO components.