

SUMMARY



Image is for illustrative purpose only

Wires

Low	6
High	0
Coax	0
Triax	0
Quad	0
Fiber	0
Fluidic	0

Download

[Request a quote](#)

[Catalog](#)

Series	1S
Termination type	Female solder
IP rating	50
Cable Ø	0.00 - 0.00 mm
Matching parts	FFA.1S.306.CLAC22Z
Status	active
Alternative part	

TECHNICAL DETAILS

Mechanics

Shell Style/Model	ECP*: Fixed receptacle with two nuts, long threaded shell (back panel mounting)
Keying	Hermaphroditic keying ("half moon" insert), plug has male pin 1
Housing Material	Brass (chrome plated) shell and collet nut, nickel plated brass latch sleeve and mid pieces
Cable Fixing	∅ 0 - 0 mm
Variant	
Weight	10.46 g

Performance

Configuration	1S.306 : 6 Low Voltage
Insulator	L: PEEK (UL 94 / V-0/3.2, depends on material thickness)
Rated Current	7 Amps

Specifications

Contact Type:	Solder
Max. Matings:	5000
Contact Dia.:	0.7 mm (0.028in)

LEMO products and services are provided "as is". LEMO makes no warranties or representations with regard to LEMO product & services or use of them, express, implied or statutory, including for accuracy, completeness, or security. The user is fully responsible for his products and applications using LEMO components.

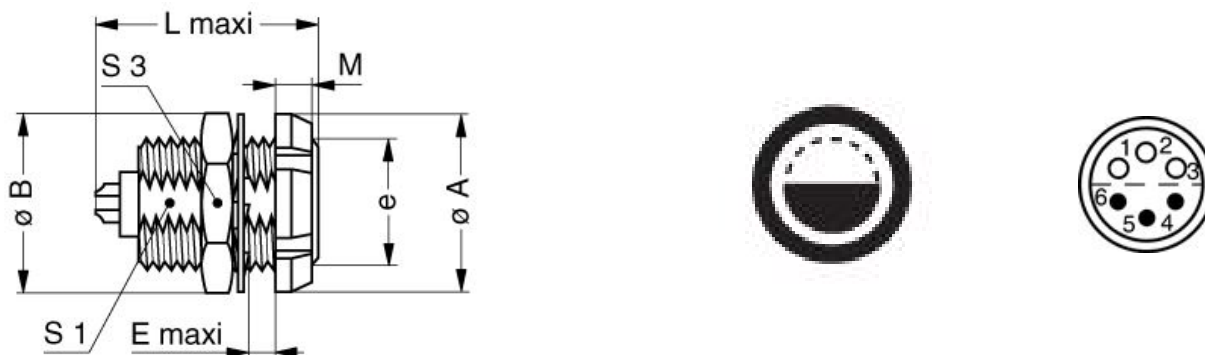
Bucket Dia.: 0.6 mm (0.024in)
 Max. Solid Conductor: 0.25 mm² (AWG 24)
 Max. Stranded Conductor: 0.14 mm² (AWG 26)
 R (max): 6.1 mOhm
 Vtest: 1500 V (AC), 2100 V (DC)

Others

Endurance (Shell): 5000 mating cycles
 Temp (min / max): -55°C / +250°C
 Humidity (max): <=95% [at 60 deg C / 140 F]
 Vibration: 15 g [10 Hz - 2000 Hz]
 Shock Resistance: 100 g [6 ms]
 Salt Spray Corrosion: >1000 hr
 Climatical Category: 50/175/21
 Shielding (min): 75 dB (10 MHz)
 Shielding (min): 40 dB (1 GHz)
 IP Rating: 50

DRAWINGS

Draws



Dimensions

	A	B	E	L	M	S1	S3	e
mm.	16	16	10	20.2	3.5	10.5	14	M12x1.0
in.	0,63	0,63	0,39	0,80	0,14	0,41	0,55	
















LEMO products and services are provided "as is". LEMO makes no warranties or representations with regard to LEMO product & services or use of them, express, implied or statutory, including for accuracy, completeness, or security. The user is fully responsible for his products and applications using LEMO components.

RECOMMENDED BY LEMO

Tools

None

Cables

CMN.06.T26.037QGZE	TPR (medical)	Grey	
CMN.06.T28.031PGCE	PVC	GREY	
CMN.06.T28.031PGZE		Grey	
CMN.06.T28.031PNCE	PVC	Black	
CMN.06.T28.031PNZE			
CMN.06.T28.042QBCE	TPR (medical)		
CMN.06.T28.044PGCE	PVC	GREY	
CMN.06.T28.044PGZE		Grey	
CMN.06.T28.044PNCE	PVC	Black	
CMN.06.T28.044PNZE			
006 280	PVC	Black	
012 080	PVC	Grey	
060 260	PTFE	White	
106 240	PTFE	White	
160 140	PVC	Grey	
160 260	PVC	Black	
260 250	PVC	Grey	

LEMO products and services are provided "as is". LEMO makes no warranties or representations with regard to LEMO product & services or use of them, express, implied or statutory, including for accuracy, completeness, or security. The user is fully responsible for his products and applications using LEMO components.