

SUMMARY



Image is for illustrative purpose only

Wires

Low	9
High	0
Coax	0
Triax	0
Quad	0
Fiber	0
Fluidic	0

Download

[Request a quote](#)

[Catalog](#)

Series	0B
Termination type	Male crimp
IP rating	50
Cable Ø	0.00 - 0.00 mm
Matching parts	
Status	active
Alternative part	

TECHNICAL DETAILS

Mechanics

Shell Style/Model	EC*: Fixed receptacle with two nuts (back panel mounting)
Keying	2 keys (gamma=45, plug: female contacts, receptacle: male contacts)
Housing Material	Brass (chrome plated) shell and collet nut, nickel plated brass latch sleeve and mid pieces
Cable Fixing	∅ 0 - 0 mm
Variant	
Weight	5.90 g

Performance

Configuration	0B.309 : 9 Low Voltage
Insulator	Y: PEEK for crimp contacts
Rated Current	2 Amps

Specifications

Contact Type: Crimp
Max. Matings: 3000
Contact Retention: 12 N

LEMO products and services are provided "as is". LEMO makes no warranties or representations with regard to LEMO product & services or use of them, express, implied or statutory, including for accuracy, completeness, or security. The user is fully responsible for his products and applications using LEMO components.

Contact Dia.: 0.5 mm (0.02in)
 Bucket Dia.: 0.45 mm (0.018in)
 Min. Conductor: 0.035 mm² (AWG 32)
 Max. Conductor: 0.09 mm² (AWG 28)
 R (max): 8.7 mOhm
 Vtest (contact-shell): 850 V (AC), 1200 V (DC)
 Vtest (contact-contact): 1000 V (AC), 1400 V (DC)

Others

Temp (min / max): -55° C / +250° C
 Humidity (max): <=95% [at 60 deg C /140 F]
 Vibration: 15 g [10 Hz - 2000 Hz]
 Shock Resistance: 100 g [6 ms]
 Salt Spray Corrosion: >1000 hr
 Climatological Category: 50/175/21
 Shielding (min): 75 dB (10 MHz)
 Shielding (min): 40 dB (1 GHz)
 IP Rating: 50

DRAWINGS

Draws



Dimensions

	A	B	E	L	M	N	S1	S3	e
mm.	12	12.4	5.5	20.7	2.5	19.1	8.2	11	M9x0.6
in.	0,47	0,49	0,22	0,81	0,10	0,75	0,32	0,43	





LEMO products and services are provided "as is". LEMO makes no warranties or representations with regard to LEMO product & services or use of them, express, implied or statutory, including for accuracy, completeness, or security. The user is fully responsible for his products and applications using LEMO components.

RECOMMENDED BY LEMO

Tools

Crimp Tool: DPC.91.701.V
Crimp settings: AWG/Selector = 28-30-32/4-3-3
Positionner: DCE.91.050.BVC
Extractor: DCF.91.050.2LT
Spanner 2: DCH.91.121.PA
Replacement contact: FGG.0B.554.ZZC

Cables

CMN.09.T28.050CNQZ			
CMN.09.T28.051PGCE	PVC	GREY	
CMN.09.T28.051PGZE		Grey	
CMN.09.T28.051PNCE	PVC	Black	
CMN.09.T28.051PNZE			
CMN.09.T28.051QGZE	TPR (medical)	Grey	

LEMO products and services are provided "as is". LEMO makes no warranties or representations with regard to LEMO product & services or use of them, express, implied or statutory, including for accuracy, completeness, or security. The user is fully responsible for his products and applications using LEMO components.