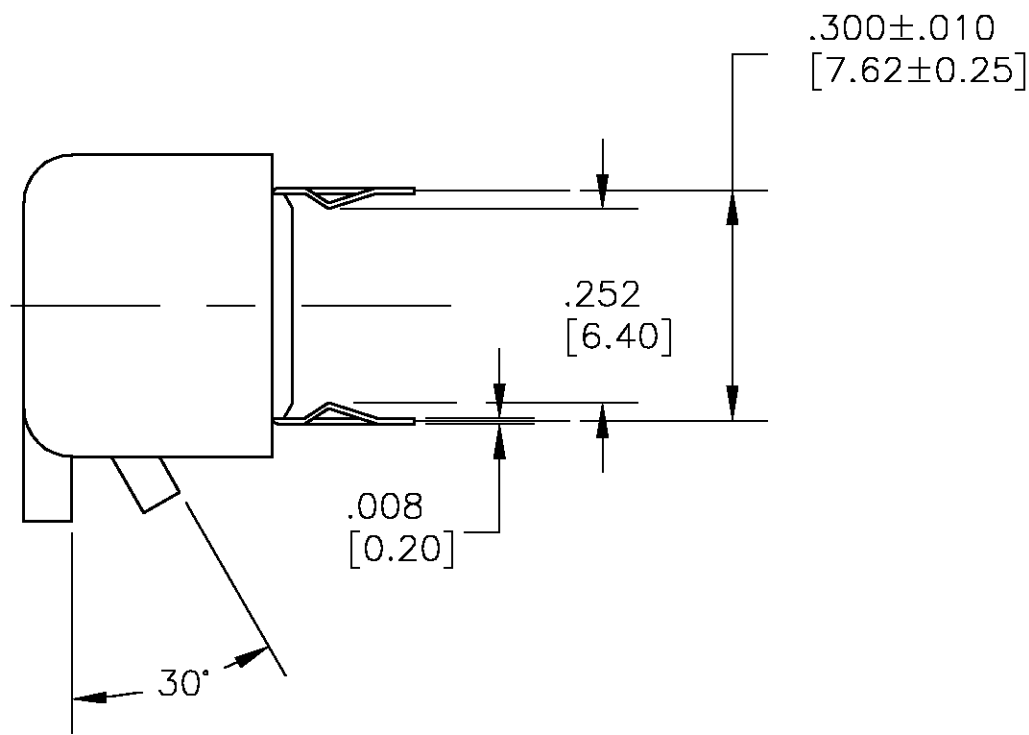
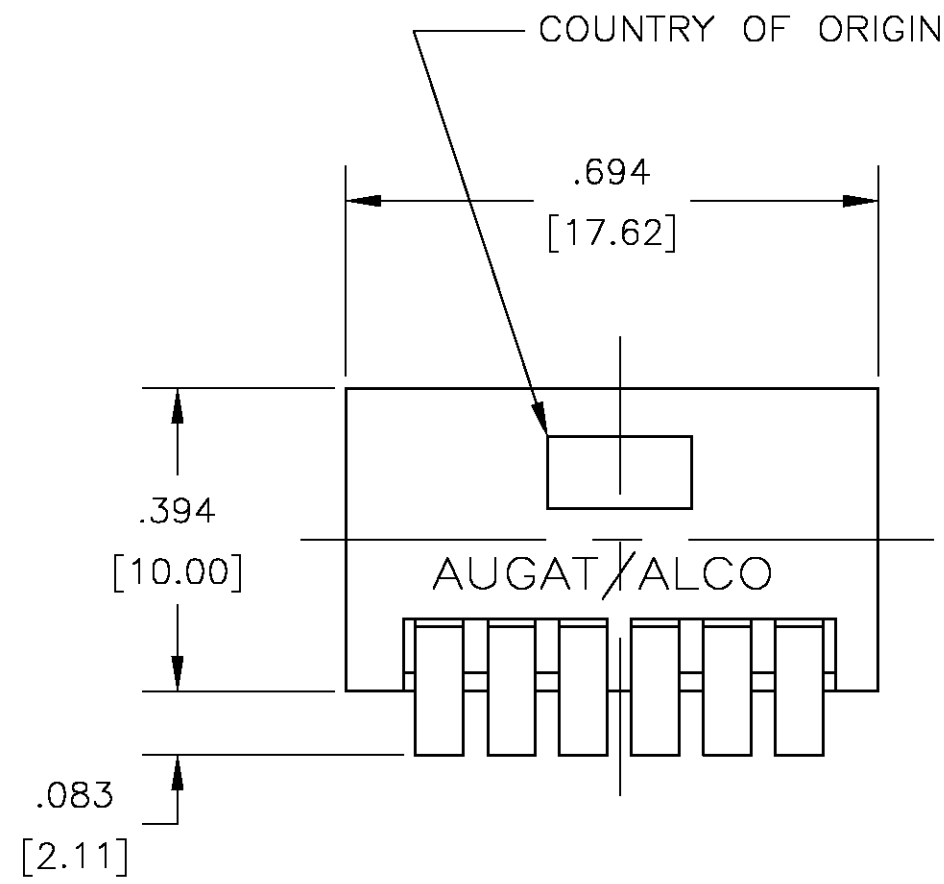


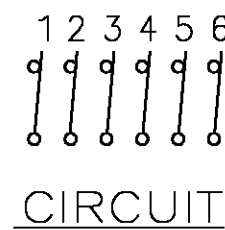
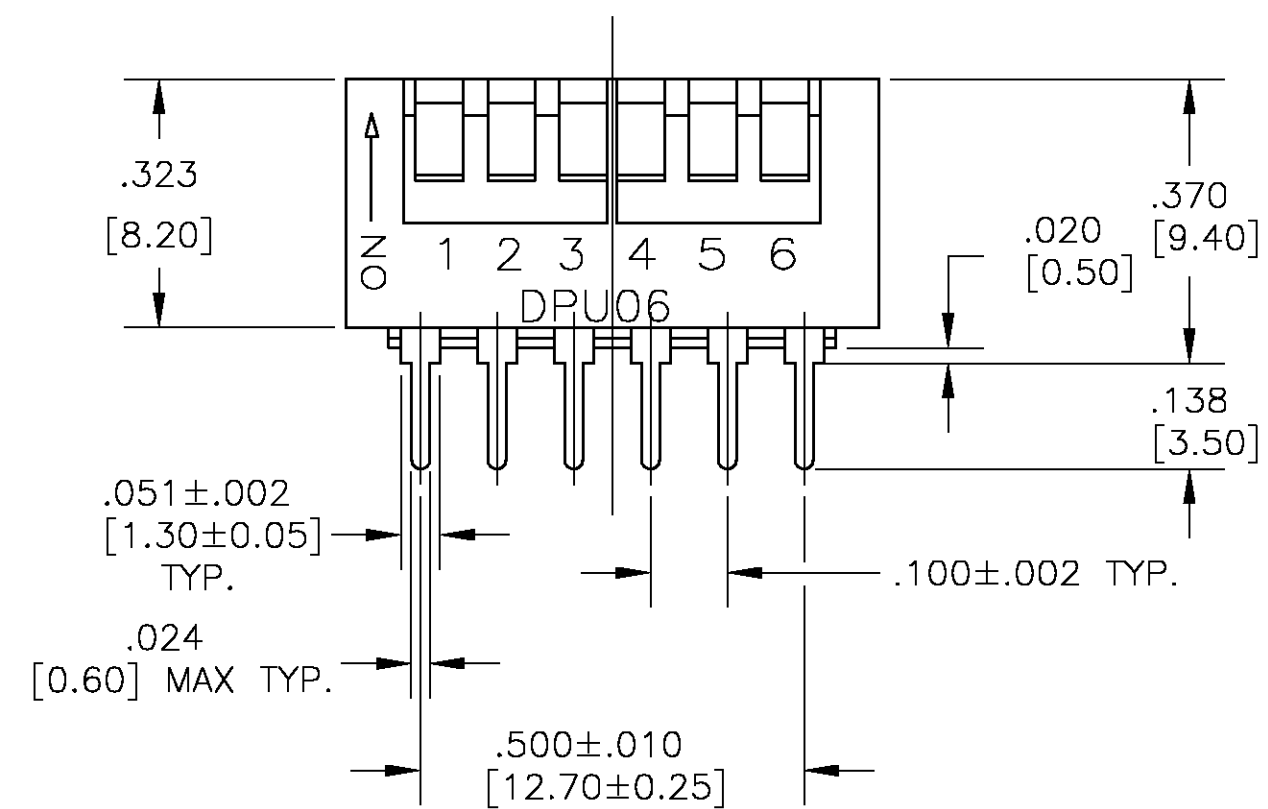
THIS DRAWING IS UNPUBLISHED. RELEASED FOR PUBLICATION
 © COPYRIGHT BY TYCO ELECTRONICS CORPORATION. ALL RIGHTS RESERVED.

LOC	DIST	REVISIONS			
P	LTR	DESCRIPTION	DATE	DWN	APVD
B		EC 0G3C-0004-04	19JUL04	BSV	MSS



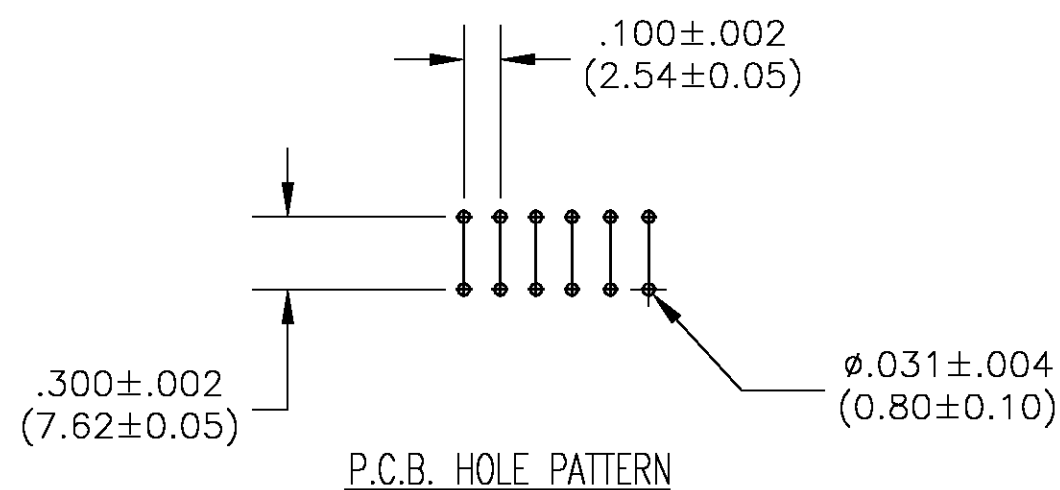
SPECIFICATIONS: UNLESS OTHERWISE SPECIFIED:

- CONTACT RATING: 0.4VA @ 20VDC (MAX.).
- INITIAL CONTACT RESISTANCE: 50 MILLIOHMS (MAX.).
- INSULATION RESISTANCE: 100 MEGOHMS (MIN.) @ 100VDC.
- DIELECTRIC STRENGTH: 500VDC AT SEA LEVEL.
- OPERATING FORCE: 400 GRAMS MAX..
- LIFE EXPECTANCY: 1,000 CYCLES.
- ACTUATOR TRAVEL: 30°.
- OPERATING TEMPERATURE: -20°C TO +85°C
- SOLDER HEAT RESISTANCE: 260°C ±5°C FOR TEN SECONDS WHEN MOUNTED ON A .062" THICK PCB WITH SWITCH IN "OFF" POSITION.
- HAND SOLDERING: 500°F (260°C) - 660°F (350°C) UTILIZING A CONTROLLED 40 WATT IRON FOR 3-5 SECONDS MAX.
- STORAGE TEMPERATURE: -55°C TO +85°C



MATERIAL: UNLESS OTHERWISE SPECIFIED:

- BASE: PPS UL94 V-0, BLACK.
- HOUSING: PPS UL94 V-0, BLACK.
- ACTUATOR: POLYIMIDE 94V-0, WHITE
- CONTACTS: COPPER ALLOY, GOLD/NICKEL PLATE
- TERMINALS: COPPER ALLOY, GOLD/NICKEL PLATE



THIS DRAWING IS A CONTROLLED DOCUMENT.		DWN	BSV	19JUL04	1-1437583-4 DPU06	
DIMENSIONS: INCHES		CHK	-	-	TYCO P/N T&B P/N	
TOLERANCES UNLESS OTHERWISE SPECIFIED:		APVD	M.S. SARVER	-	Tyco Electronics Corporation Harrisburg, Pa 17105-3808	
0 PLC ± -		PRODUCT SPEC	-	-	DPU-SERIES DIP SWITCH DPU06	
1 PLC ± -		APPLICATION SPEC	-	-	SIZE CAGE CODE DRAWING NO RESTRICTED TO	
2 PLC ± -		WEIGHT	-	A2	00779	C=1-1437583-4
3 PLC ± .012		CUSTOMER DRAWING	-	SCALE	4:1	SHEET 1 OF 1 REV B
4 PLC ± -						
ANGLES ± 1°						
FINISH -						
MATERIAL SEE NOTES						

OBSCLETE
 NOT the LATEST REVISION