



Input

Rated input voltage	100 V- 240 V ac
Input voltage range	90 V to 264 V ac
Rated frequency	50-60 Hz
Frequency range	47-63 Hz
Rated input current	800 mA RMS max.
Inrush current	50A max (at 260 V ac input, full load)

Output

Output voltage	5 V dc at 5 A
Output min. current	0A
Over voltage protection	6.8 V dc
Short circuit protection	output shut down and auto restart
Ripple voltage	50 mV (p-p) (with a 0.1 μ F ceramic capacitor and a 10 μ F electrolytic capacitor to output at 20 MHz bandwidth)
Efficiency	70% typ. (at 100 V ac/50 Hz or 240 V ac/50 Hz input, full load)

Safety and EMI

Safety approvals	UL/cUL, CE, TUV/GS
RoHS compliant	yes

Environmental

Storage temperature	-20°C ~ +85° C
Operating temperature	0°C ~ +40° C



CUI INC

Part No: DMS050500-P5P-IC


Description: switching power supply
w/ interchangeable input blades

Date: 9/25/2006





Unit: mm


Page No: 2 of 3

Label

 **CUI INC**
POWER ADAPTER

PART NUMBER : DMS050500-P5P-IC
INPUT : 100-240V ~ 0.8A 47-63Hz
OUTPUT : 5V $\overline{\text{---}}$ 5.0A

   **99BJ**
E176177
US I.T.E.
POWER SUPPLY 

CAUTION: FOR INDOOR USE ONLY  
RoHS TR30R050 MADE IN CHINA

Mechanical Drawing

Input plug	interchangeable input blade
Case size	107.77 L x 57.6 W x 33.50 H mm

