

DA Series Miniature Single Pole Rocker Switches

Features/Benefits

- Nice actuator styling with multiple options
- Guards to prevent accidental actuation
- Momentary and maintained functions
- IP65 splash proof rubber boot option
- RoHS compliant

Typical Applications

- Small appliances
- Computers and peripherals
- Medical instrumentation



UL **61058-1**

Specifications

CONTACT RATING:

- 16 AMPS @ 125 VAC, 1/3 HP;
- 10 AMPS @ 250 VAC, 1/2 HP.
- 10 AMPS @ 125 VAC, 6 AMPS @ 250 VAC.

ELECTRICAL LIFE: 10,000 make and break cycles at full load.

INSULATION RESISTANCE: $10^8 \Omega$ min.

DIELECTRIC STRENGTH: 1,500 VRMS @ sea level.

OPERATING TEMPERATURE: -20°C to +85°C

Materials

HOUSING AND ACTUATOR: 6/6 nylon (UL94V-2), black, matte finish.

ILLUMINATED ACTUATOR: Polycarbonate, matte finish.

CENTER CONTACTS: Silver plated, copper alloy.

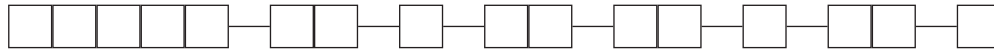
END CONTACTS: Silver plated.

ALL TERMINALS: Silver plated, copper alloy.

NOTE: Specifications and materials listed above are for switches with standard options. For information on specific and custom switches, consult Customer Service Center.

Build-A-Switch

To order, simply select desired option from each category and place in the appropriate box. Available options are shown and described on pages G-57 through G-59. For additional options not shown in catalog, consult Customer Service Center.



Switch Function

- DA101** SPDT On-None-On
- DA102** SPST On-None-Off
- DA103** SPDT On-Off-On

Actuator

- J1** Rocker
- J2** Two-tone rocker
- *J3** Illuminated rocker
- **J4** Circle, illuminated rocker
- **J5** Oval, illuminated rocker

Actuator Color

- 1-5** See Chart on Page G-59
- *R** Red, illuminated
- *A** Amber, illuminated
- *G** Green, illuminated

* Actuator "J3" illuminated switches are not available with actuator markings

** Actuator "J3", "J4" and "J5" are not available with Termination option "17" solder lug

Mounting Style/Color

- S2** Snap-in, black
- S1** Snap-in, white
- B2** Recessed snap-in bracket, black
- G2** Guard, black

Termination

- 15** .187" quick connect
- 17** Solder lug
- 02** Thru-hole
- A** Right angle

Actuator Marking

- (NONE)** No marking
- D** ON-OFF
- H** "O I" - international ON-OFF
- N** Large dot
- P** "O -" international ON-OFF

Contact Rating

- QF** Silver

Lamp Rating

- (NONE)** No lamp
- 6** LED
- 7** 125 VAC neon
- 8** 250 VAC neon



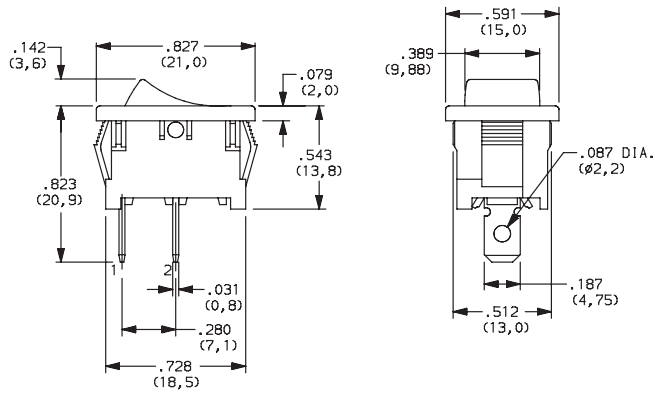
Dimensions are shown: Inches (mm)
Specifications and dimensions subject to change



DA Series Miniature Single Pole Rocker Switches

SWITCH FUNCTION

NO. POLES	MODEL NO.	SWITCH FUNCTION			CONNECTED TERMINALS			SCHEMATIC
		C&K marking on opposite side			C&K marking on opposite side			
SP	DA101	ON	NONE	ON	2-3	N/A	2-1	
	DA102	ON	NONE	OFF				 For 7 & 8 Illuminated Versions Only
	DA103	ON	OFF	ON				 For 6 Illuminated Versions Only

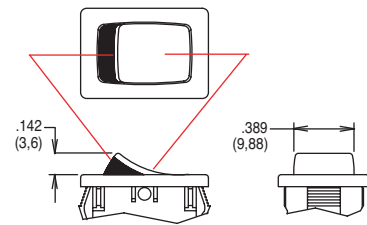
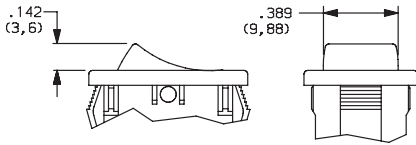


Shown in Pos. 1

ACTUATOR

- J1** ROCKER
- *J3** ILLUMINATED ROCKER

- J2** TWO-TONE ROCKER



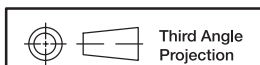
NOTE: J3 actuator available with DA102 switch functions, 7&8 lamp ratings and not available with O2 and A termination options.

* J3 actuator not available with markings or Termination option "17" solder lug

NOTE:

1. Available with DA102 switch function only.
2. Available with None or P actuator marking options only.

Rocker



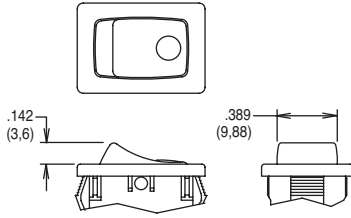
*Dimensions are shown: Inches (mm)
Specifications and dimensions subject to change*



DA Series Miniature Single Pole Rocker Switches

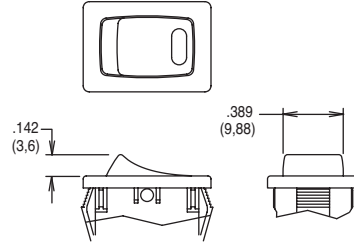
ACTUATOR

J4 CIRCLE, ILLUMINATED ROCKER



NOTE: Available with DA102 switch function and 7 & 8 lamp ratings combinations only. Not available with O2 and A termination options. * J4 actuator not available with Termination option "17" solder lug

J5 OVAL, ILLUMINATED ROCKER

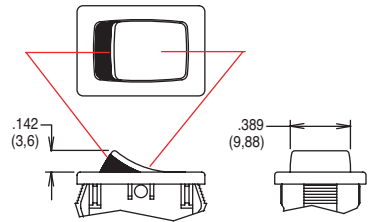


NOTE: Available with DA102 switch function and 6 lamp rating combinations only. Not available with O2 and A termination options. * J5 actuator not available with Termination option "17" solder lug

ACTUATOR COLOR

	OPTION CODE	ACTUATOR COLOR
	J1 only	BLACK
1		WHITE
3		RED
J3, J4, J5 only	R	RED, ILLUMINATED
	A	AMBER, ILLUMINATED
	G	GREEN, ILLUMINATED

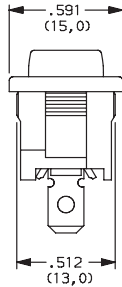
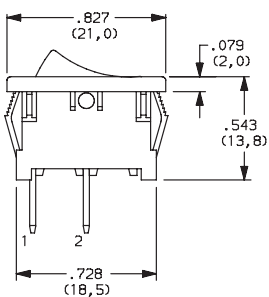
	OPTION CODE	ACTUATOR COLOR	
		TOP	BOTTOM
J2 only	1	WHITE	RED
	2	WHITE	BLACK
	3	RED	WHITE
	4	BLACK	WHITE
	5	BLACK	RED



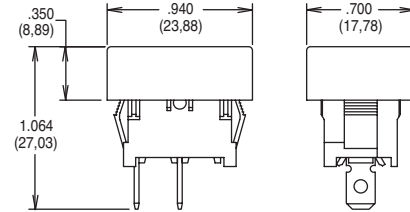
MOUNTING STYLE/COLOR

S2 SNAP-IN, BLACK

S1 SNAP-IN, WHITE

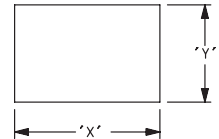


G2 GUARD, BLACK



NOTE: Available with DA10X switch functions only.

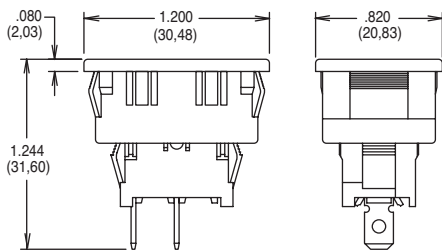
S2, S1 & G2 PANEL MOUNTING



PANEL THICKNESS	"X"	"Y"
0.030-0.049 (0,75-1,25)	0.756-.004 (19,2-0,1)	0.512+.004 (13,0+0,1)
0.049-0.079 (1,25-2,0)	0.764-.004 (19,4-0,1)	0.512+.004 (13,0+0,1)
0.079-0.118 (2,0-3,0)	0.779-.004 (19,8-0,1)	0.512+.004 (13,0+0,1)

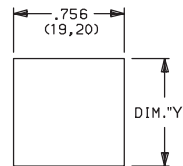
Actuator shown in Pos. 1

B2 RECESSED SNAP-IN BRACKET, BLACK



NOTE: Available with DA10X switch functions only.

B2 PANEL MOUNTING



PANEL THICKNESS	"Y"
0.030-0.049 (0,75-0,25)	1.068 (27,13)
0.049-0.079 (1,25-2,0)	1.076 (27,33)
0.079-0.118 (2,0-3,0)	1.092 (27,74)



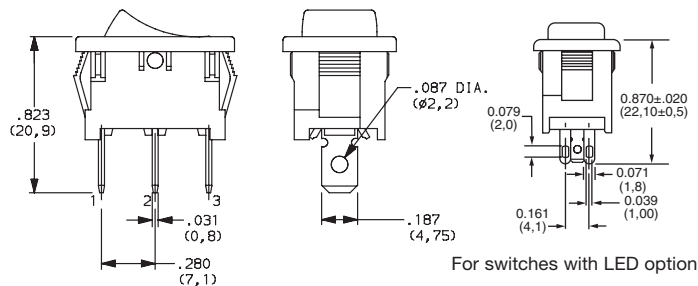
Dimensions are shown: Inches (mm)
Specifications and dimensions subject to change



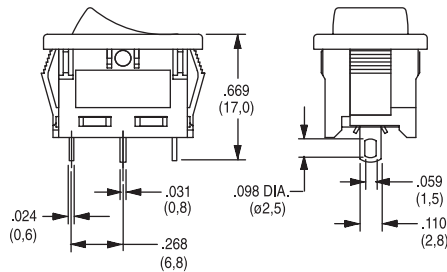
DA Series Miniature Single Pole Rocker Switches

TERMINATION

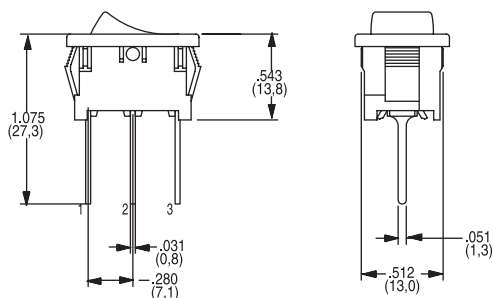
15 .187" QUICK CONNECT



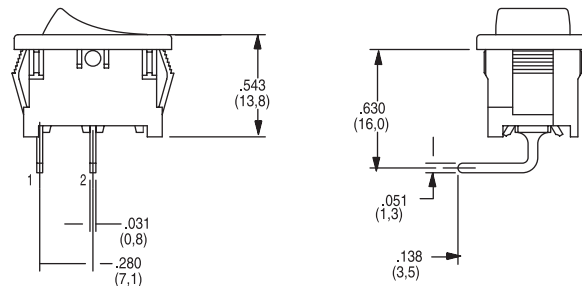
17 SOLDER LUG



02* THRU-HOLE




A* RIGHT ANGLE



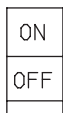
* NOTE - O2 and A termination options not offered with J3, J4 or J5 actuator options.

ACTUATOR MARKING

NONE NO MARKING



D ON-OFF



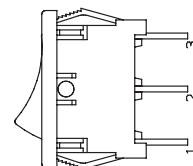
H O I



N LARGE DOT



P O -



All models shown in Pos. 1
Markings not available with J3 actuator

NOTE: Orientation of actuator marking and terminals.

CONTACT MATERIAL

OPTION CODE	CONTACT AND TERMINAL MATERIAL	RATINGS	
QF	SILVER	POWER	16 AMPS @ 125 VAC; 1/3 HP; 10 AMPS @ 250 VAC; 1/2 10 AMPS @ 125 VAC, 6 AMPS @ 250 VAC

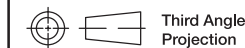
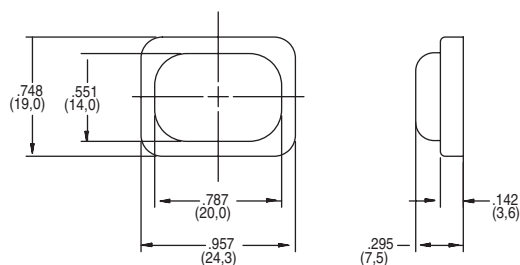
* Note: See Technical Data section of this catalog for RoHS compliant and compatible definitions and specifications.

LAMP RATING

- (NONE) NO LAMP
- 6 LED RATING @ 10 mA $V_f=1.85V$
- 7 125 VAC 33kΩ NEON
- 8 250 VAC 150kΩ NEON

ACCESSORIES

216C0000 IP65 SPLASH PROOF RUBBER BOOT



Dimensions are shown: Inches (mm)
Specifications and dimensions subject to change