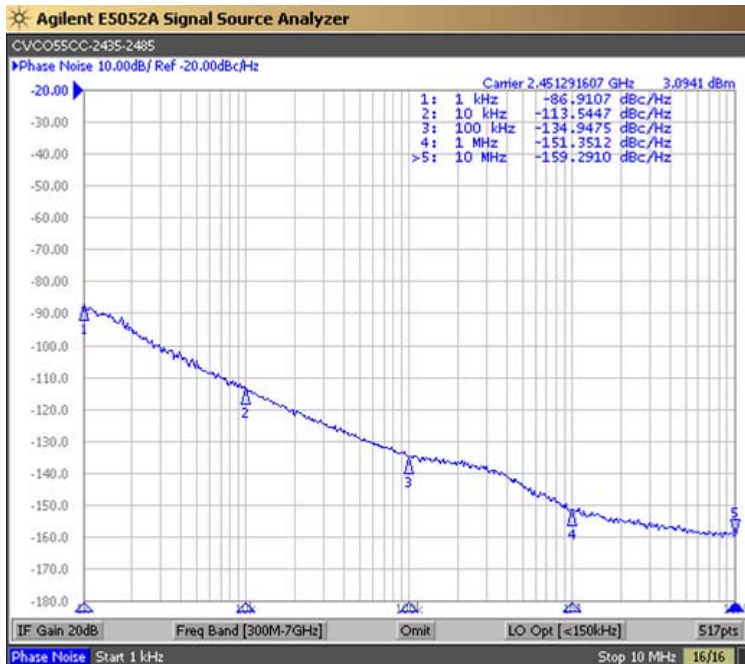


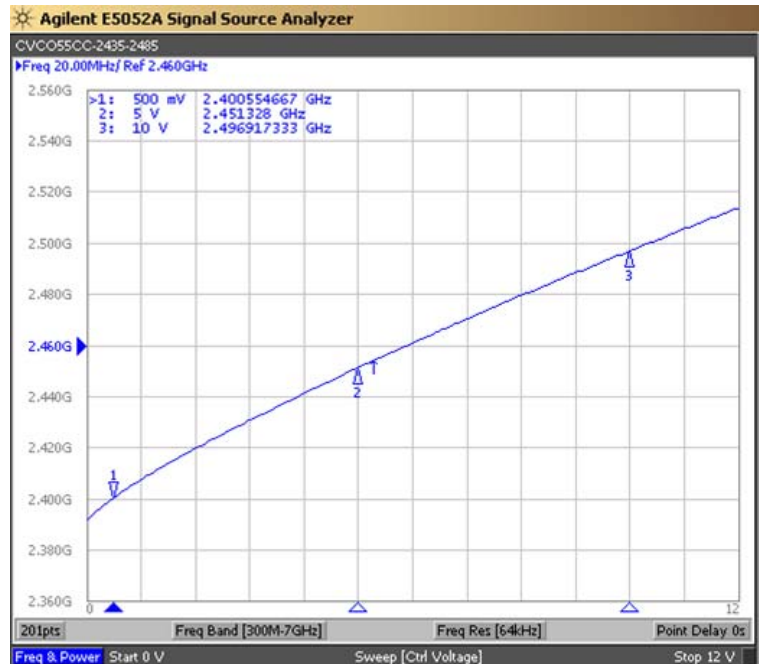


PERFORMANCE SPECIFICATION	MIN	TYP	MAX	UNITS
Lower Frequency:			2435	MHz
Upper Frequency:	2485			MHz
Tuning Voltage:	0.5		10.0	VDC
Supply Voltage:	7.6	8.0	8.4	VDC
Output Power:	+2.0	+5.0	+8.0	dBm
Supply Current:			40	mA
Harmonic Suppression (2 nd Harmonic):		-10	-8	dBc
Pushing:		1.0		MHz/V
Pulling, all Phases:		2.0		MHz pk-pk
Tuning Sensitivity:		10		MHz/V
Phase Noise @ 10kHz offset:		-114		dBc/Hz
Load Impedance:		50		Ω
Input Capacitance:			22	pF
Operating Temperature Range:	-40		+85	$^{\circ}\text{C}$
Storage Temperature Range:	-45		+90	$^{\circ}\text{C}$

Phase Noise (1 Hz BW, Typical)

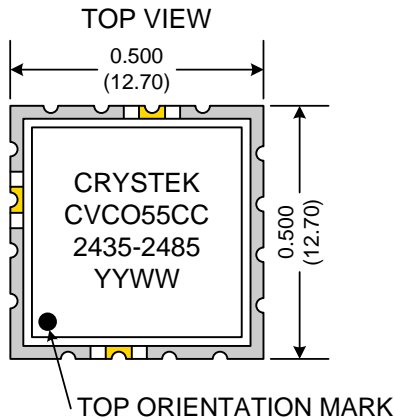
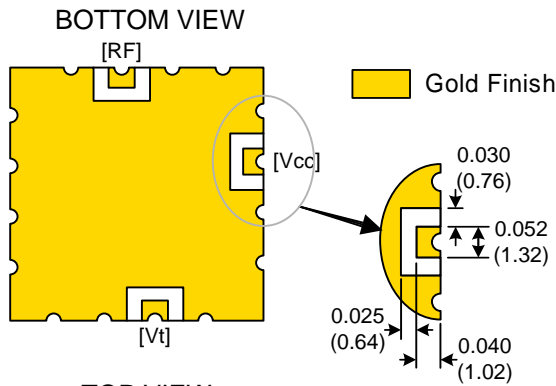


Tuning Curve (Typical)



Product Control:

Crystek Part Number:	CVCO55CC-2435-2485	Release Date:	15-Oct-2015
Revision Level:	E	Responsible:	C. Vales



Pad	Connection
2	Vt
10	RF-OUTPUT
14	Vcc
Others	GROUND

- Unless otherwise specified, Dimensions are in: $\frac{IN}{(mm)}$
- Pad Location Dimensions are in: Inches

TAPE AND REEL



Drawing not to scale

Product Control:

Crystek Part Number:	CVCO55CC-2435-2485	Release Date:	15-Oct-2015
Revision Level:	E	Responsible:	C. Vales

Specification is subject to change without notice

Page 2 of 2