


SMD Power Inductor CDRH5D14



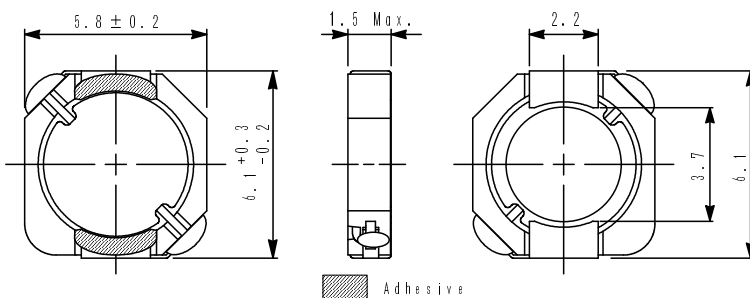
Halogen Free



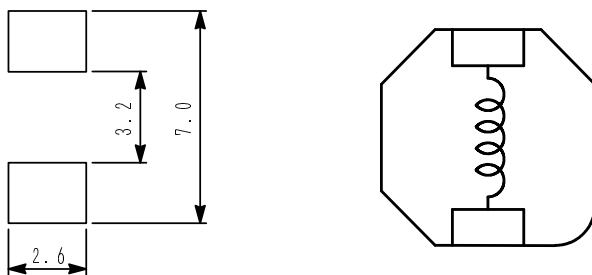
Description

- Ferrite drum core construction.
- Magnetically shielded.
- L × W × H: 6.4 × 6.0 × 1.5 mm Max.
- Product weight: 175mg(Ref.)
- Moisture Sensitivity Level: 1
- RoHS compliance.
- Halogen Free available.

Dimension - [mm]



Land pattern and Schematics - [mm]



Environmental Data

- Operating temperature range: -40°C~+105°C (including coil's self temperature rise)
- Storage temperature range: -30°C~+100°C
- Solder reflow temperature: 260 °C peak.

Packaging

- Carrier tape and reel packaging
- 7.0" diameter reel
- 1000pcs per reel

Applications

- Ideally used in Mobile phone, Notebook PC, MP3, PDA, HDD, DSC/DVC, Game machine, etc as DC-DC converter inductors.

Electrical Characteristics


Part Name	Stamp	Inductance (μ H) [within] ※1	D.C.R. (m Ω) Max. (Typ.) (at 20°C)	Saturation Current (A) ※2		Temperature Rise Current (A) ※3
				at 20°C	at 100°C	
CDRH5D14NP-R60NC	R60	0.6 ± 30%	22.7(18)	4.5	2.8	3.9
CDRH5D14NP-1R0NC	1R0	1.0 ± 30%	25.6(20)	3.3	2.3	3.6
CDRH5D14NP-1R4NC	1R4	1.4 ± 30%	27.5(22)	2.8	2.0	3.5
CDRH5D14NP-2R0NC	2R0	2.0 ± 30%	33.8(27)	2.4	1.6	3.1
CDRH5D14NP-3R3NC	3R3	3.3 ± 30%	53.7(43)	1.9	1.3	2.4
CDRH5D14NP-3R9NC	3R9	3.9 ± 30%	65.0(52)	1.7	1.2	2.1
CDRH5D14NP-5R1NC	5R1	5.1 ± 30%	77.2(62)	1.5	1.0	1.9
CDRH5D14NP-6R8NC	6R8	6.8 ± 30%	110(89)	1.3	0.88	1.5
CDRH5D14NP-100NC	100	10 ± 30%	148(115)	1.1	0.72	1.3
CDRH5D14NP-120NC	120	12 ± 30%	210(165)	0.92	0.63	1.1
CDRH5D14NP-150PC	150	15 ± 25%	230(185)	0.85	0.54	1.0
CDRH5D14NP-220PC	220	22 ± 25%	384(306)	0.63	0.47	0.8

※1. Inductance measuring condition: at 100kHz.

※2. Saturation current: The value of D.C. current when the inductance decreases to 65% of its nominal value.

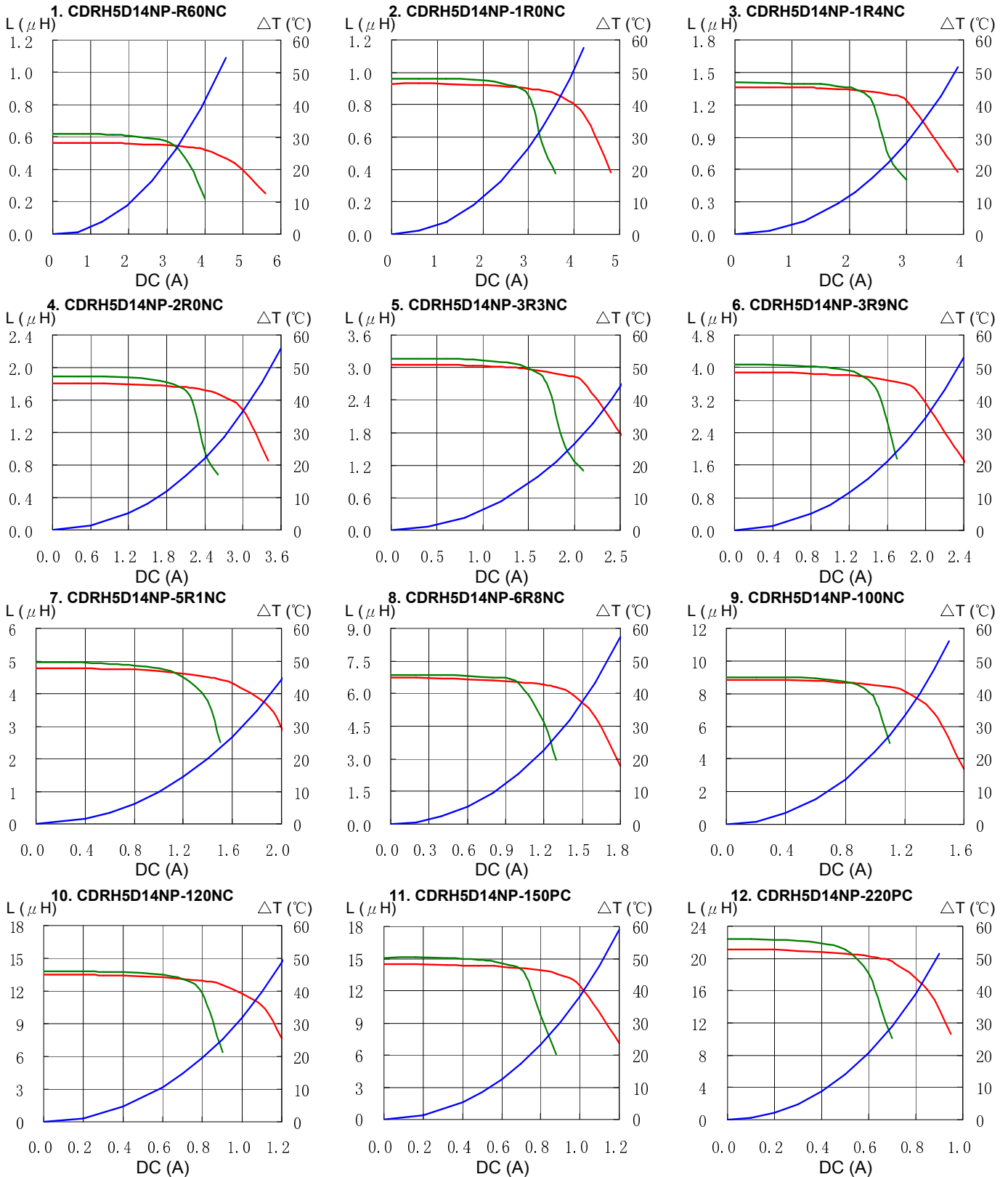
※3. Temperature rise current: The value of D.C. current when the temperature rise is $\Delta t=40^\circ\text{C}$ ($T_a=20^\circ\text{C}$).

SMD Power Inductor CDRH5D14



Saturation Current & Temperature Rise Graph

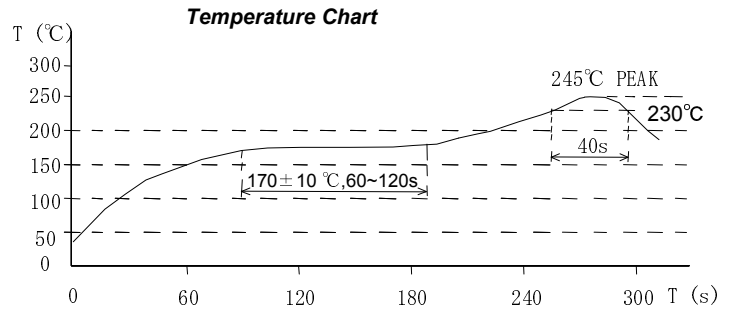
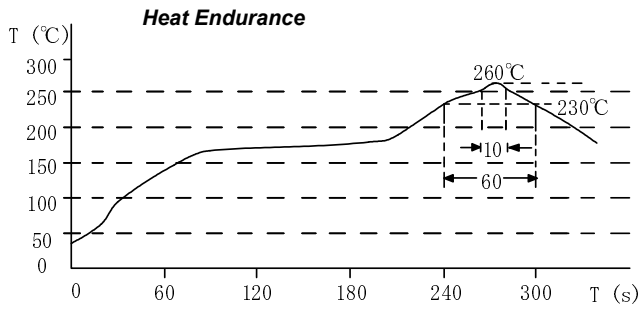
— L (20°C) — L (105°C) — ΔT



SMD Power Inductor CDRH5D14



Solder Reflow Condition



Please refer to the sales offices on our website - <http://www.sumida.com>

Hong Kong
Tel.+852-2880-6781
FAX.+852-2565-9600
sales@hk.sumida.com

Saitama(Japan)
Tel.+81-48-691-7300
FAX.+81-48-691-7340
sales@jp.sumida.com

Chicago
Tel.+1-847-545-6700
FAX. +1-847-545-6720
sales@us.sumida.com

Shanghai
Tel.+86-21-5836-3299
FAX.+86-21-5836-3266
shanghai.sales@cn.sumida.com

Seoul
Tel.+82-2-6237-0777
FAX.+82-2-6237-0778
sales@kr.sumida.com

Oberzell
Tel.+49-8591-937-0
FAX. +49-8591-937-103
contact@eu.sumida.com

Shenzhen
Tel.+86-755-8291-0228
FAX.+86-755-8291-0338
shenzhen.sales@cn.sumida.com

Singapore
Tel.+65-6296-3388
FAX.+65-6841-4426
sales@sg.sumida.com

Neumarkt
Tel.+49-9181-4509-110
FAX. +49-9181-4509-310
infocomp@eu.sumida.com

Taipei
Tel.+886-2-8751-2737
FAX.+886-2-8751-2738
sales@tw.sumida.com

San Jose
Tel.+1-408-321-9660
FAX.+1-408-321-9308
sales@us.sumida.com