

SMD Power Inductor CDRH129



Halogen Free



Description

- Ferrite drum core construction.
- Magnetically shielded.
- L × W × H: 12.5 × 12.5 × 10.0 mm Max.
- Product weight: 4.4g(Ref.)
- Moisture Sensitivity Level: 1
- RoHS compliance.
- Halogen Free available.

Environmental Data

- Operating temperature range: -40°C ~ +125°C (including coil's self temperature rise)
- Storage temperature range: -40°C ~ +125°C
- Solder reflow temperature: 260 °C peak.

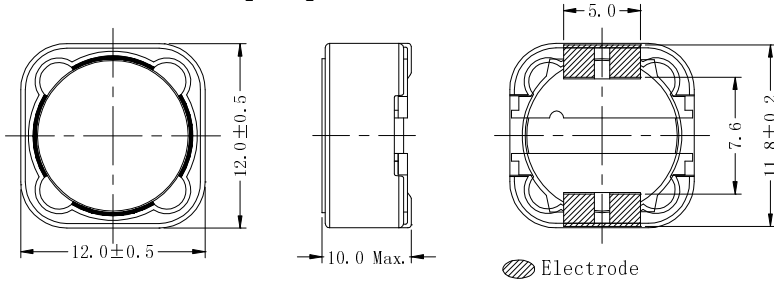
Packaging

- Carrier tape and reel packaging
- 13.0" diameter reel
- 250pcs per reel

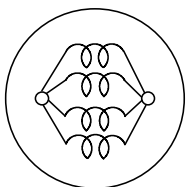
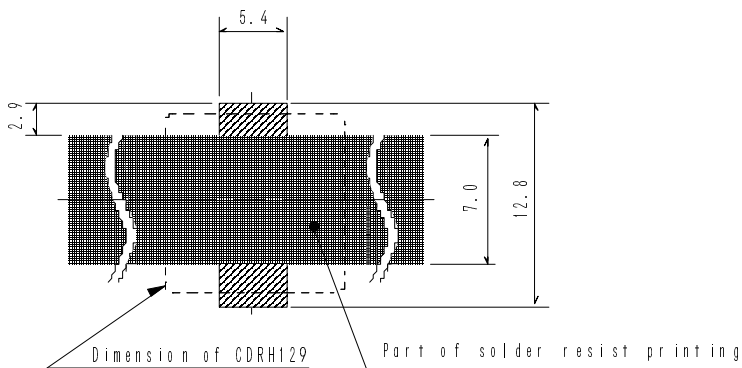
Applications

- Ideally used in Notebook PC, LCD TV, DVD, Game machine, STB, Projector etc as DC-DC converter inductors.

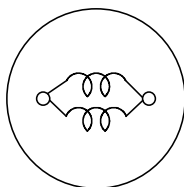
Dimension - [mm]



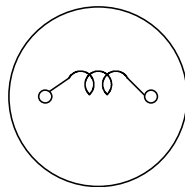
Land pattern and Schematics - [mm]



1.0~22 μ H



33~220 μ H



330~2200 μ H

SMD Power Inductor CDRH129



Electrical Characteristics

Part No.	Stamp	Inductance (μ H) [within] ※1	D.C.R.(Ω) [Max.] (Typ.) (at 20°C)	Saturation Current (A) ※2		Temperature Rise Current (A) ※3
				at 25°C	at 125°C	
CDRH129HF-1R0NC	1R0	1.0 \pm 30%	5.5m(4.4m)	19.90(24.90)	12.3(15.4)	11.6(13.4)
CDRH129HF-1R8NC	1R8	1.8 \pm 30%	6.5m(5.2m)	13.40(16.80)	11.4(14.3)	11.0(12.6)
CDRH129HF-2R5NC	2R5	2.5 \pm 30%	8.0m(6.4m)	12.16(15.2)	9.36(11.7)	10.3(11.7)
CDRH129HF-3R5NC	3R5	3.5 \pm 30%	9.7m(7.7m)	12.00(15.0)	9.4(11.8)	8.70(9.90)
CDRH129HF-4R7NC	4R7	4.7 \pm 30%	11m(8.9m)	10.08(12.6)	7.84(9.80)	8.40(9.40)
CDRH129HF-6R8NC	6R8	6.8 \pm 30%	12.4m(9.9m)	8.56(10.70)	6.72(8.40)	7.10(8.20)
CDRH129HF-7R5NC	7R5	7.5 \pm 30%	14m(11m)	8.48(10.60)	6.56(8.20)	6.80(7.80)
CDRH129HF-100NC	100	10 \pm 30%	18m(14.4m)	7.12(8.90)	4.80(6.00)	6.95(7.60)
CDRH129HF-120MC	120	12 \pm 20%	19m(15m)	7.04(8.80)	4.72(5.90)	6.20(7.10)
CDRH129HF-150MC	150	15 \pm 20%	26m(21m)	5.84(7.30)	4.64(5.80)	5.22(5.95)
CDRH129HF-220MC	220	22 \pm 20%	29m(23m)	5.12(6.40)	3.92(4.90)	4.95(5.70)
CDRH129HF-330MC	330	33 \pm 20%	53m(42m)	4.25(5.30)	3.36(4.20)	3.60(4.10)
CDRH129HF-470MC	470	47 \pm 20%	63m(50m)	3.60(4.50)	2.81(3.52)	3.45(3.92)
CDRH129HF-560MC	560	56 \pm 20%	68m(54m)	2.85(3.57)	2.20(2.75)	2.95(3.40)
CDRH129HF-680MC	680	68 \pm 20%	93m(74m)	2.76(3.45)	2.24(2.80)	2.85(3.25)
CDRH129HF-820MC	820	82 \pm 20%	99m(79m)	2.62(3.28)	1.98(2.48)	2.60(2.90)
CDRH129HF-101MC	101	100 \pm 20%	0.126(0.101)	2.31(2.89)	1.82(2.28)	2.45(2.75)
CDRH129HF-121MC	121	120 \pm 20%	0.154(0.123)	2.05(2.57)	1.56(1.95)	2.20(2.45)
CDRH129HF-151MC	151	150 \pm 20%	0.174(0.139)	1.80(2.25)	1.44(1.80)	1.90(2.16)
CDRH129HF-181MC	181	180 \pm 20%	0.191(0.153)	1.66(2.08)	1.22(1.53)	1.86(2.13)
CDRH129HF-221MC	221	220 \pm 20%	0.246(0.197)	1.64(2.05)	1.26(1.58)	1.72(1.95)
CDRH129HF-331MC	331	330 \pm 20%	0.386(0.309)	1.28(1.60)	1.04(1.30)	1.28(1.45)
CDRH129HF-471MC	471	470 \pm 20%	0.471(0.377)	1.06(1.33)	0.87(1.09)	1.25(1.41)
CDRH129HF-561MC	561	560 \pm 20%	0.650(0.520)	1.01(1.27)	0.76(0.95)	0.98(1.12)
CDRH129HF-681MC	681	680 \pm 20%	0.730(0.584)	0.83(1.04)	0.68(0.86)	0.96(1.10)
CDRH129HF-821MC	821	820 \pm 20%	0.824(0.659)	0.81(1.02)	0.63(0.79)	0.94(1.06)
CDRH129HF-102MC	102	1000 \pm 20%	1.22(0.97)	0.70(0.88)	0.56(0.71)	0.78(0.88)
CDRH129HF-122MC	122	1200 \pm 20%	1.33(1.11)	0.64(0.81)	0.52(0.65)	0.79(0.90)
CDRH129HF-152MC	152	1500 \pm 20%	1.99(1.66)	0.56(0.71)	0.44(0.56)	0.58(0.66)
CDRH129HF-182MC	182	1800 \pm 20%	2.18(1.82)	0.48(0.60)	0.38(0.48)	0.54(0.62)
CDRH129HF-222MC	222	2200 \pm 20%	2.58(2.15)	0.43(0.54)	0.37(0.47)	0.52(0.59)

※1. Inductance measuring condition : Inductance \leq 10 μ H at 100kHz, 1V; Inductance > 10 μ H at 1kHz, 1V.

※2. Saturation current: The DC current at which the inductance decreases to 90% of its initial value.

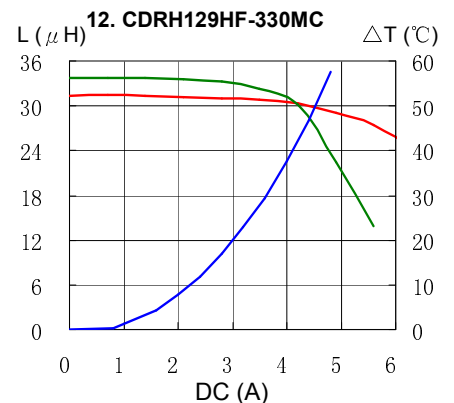
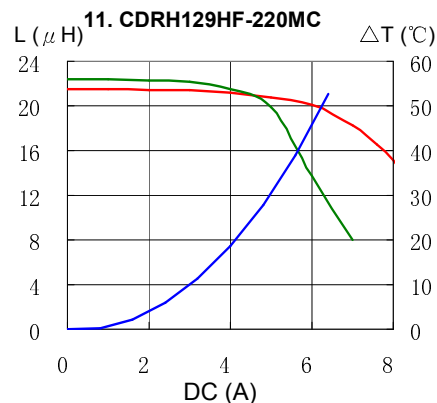
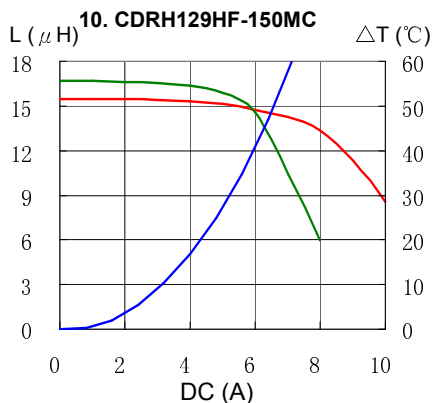
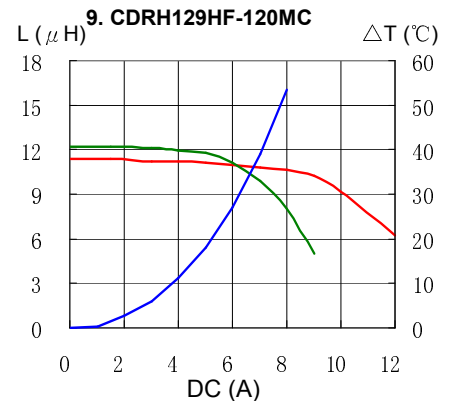
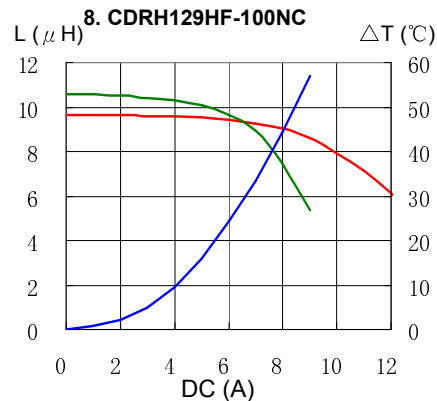
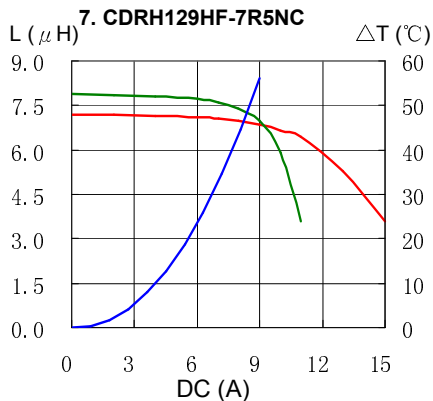
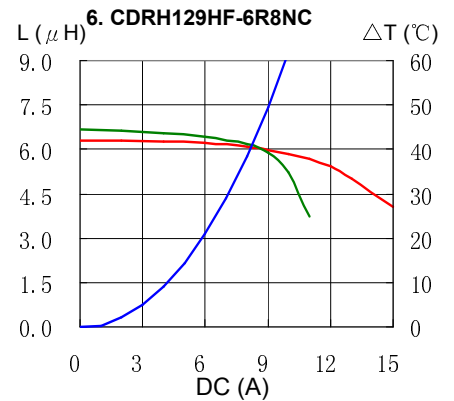
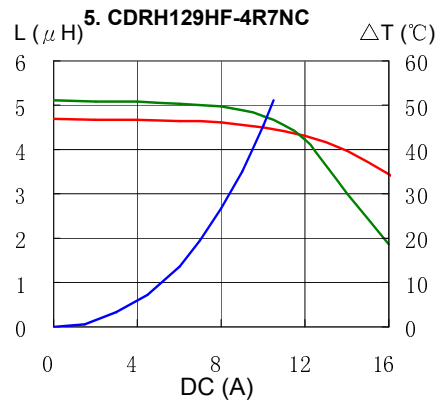
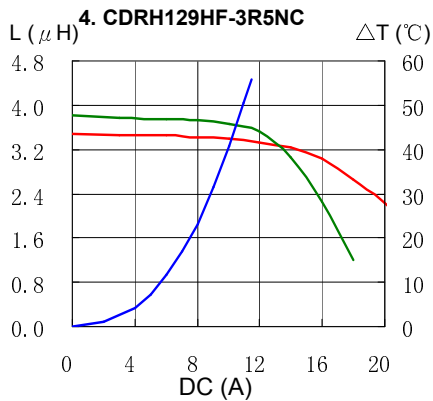
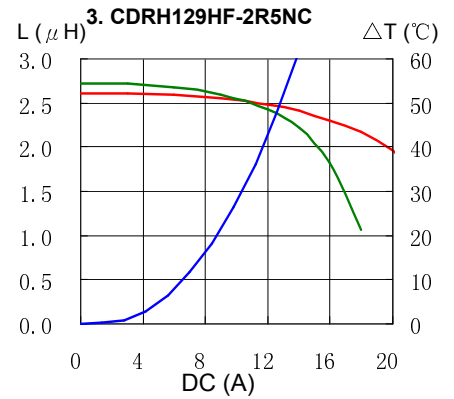
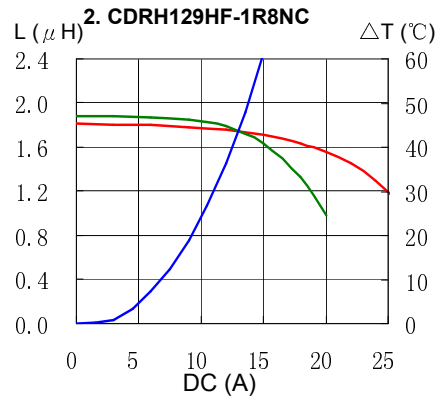
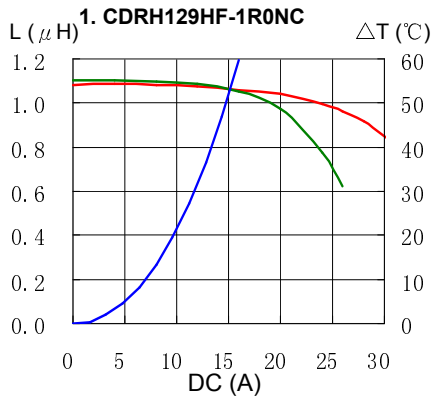
※3. Temperature rise current: The DC current at which the temperature rise is $\Delta T=40^{\circ}\text{C}$. ($T_a=20^{\circ}\text{C}$)

SMD Power Inductor CDRH129




Saturation Current & Temperature Rise Graph

— L (20°C) — L (125°C) — ΔT

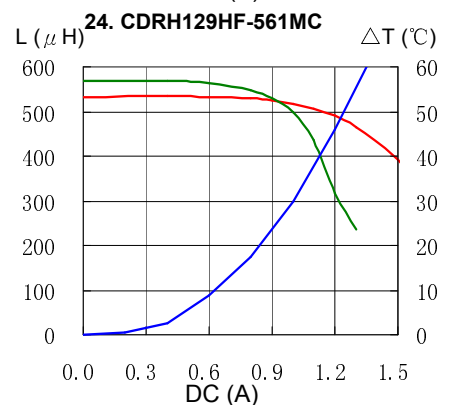
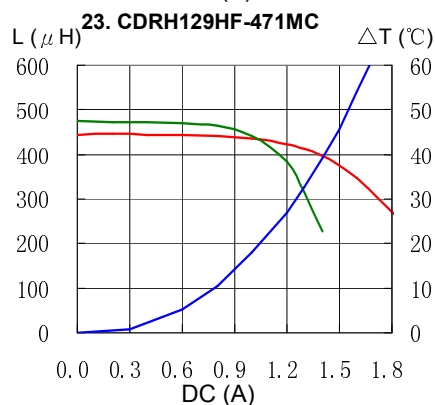
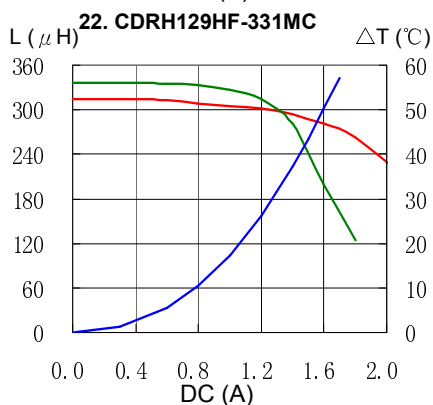
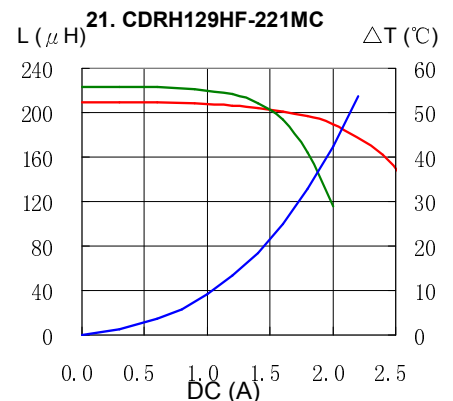
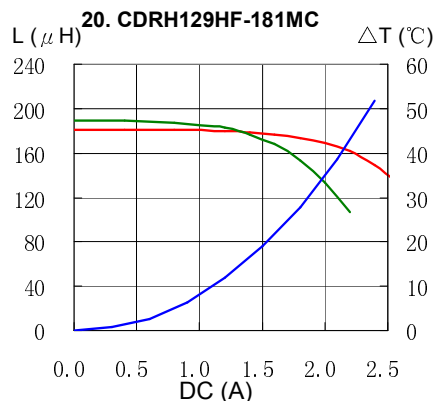
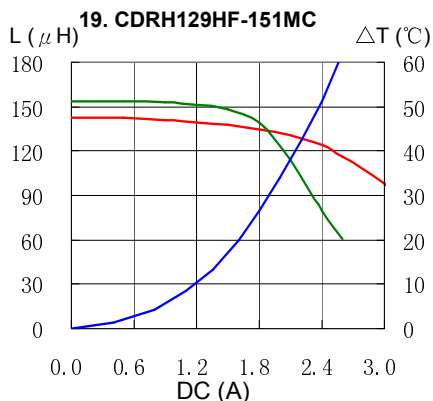
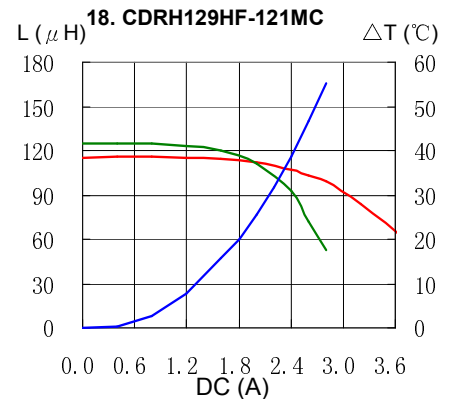
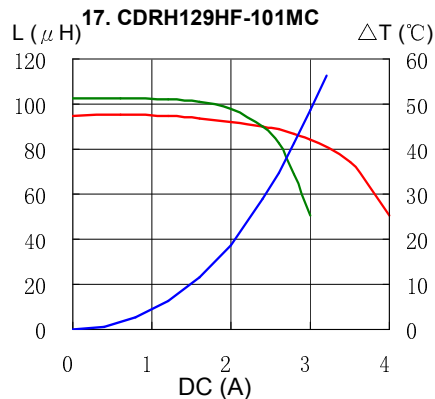
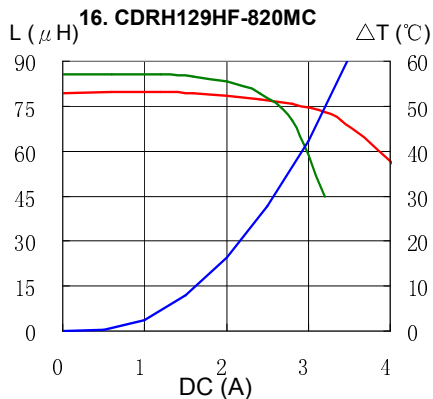
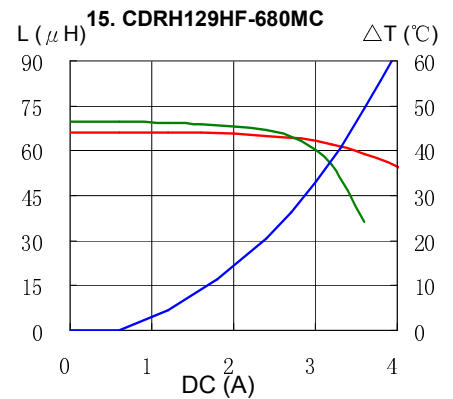
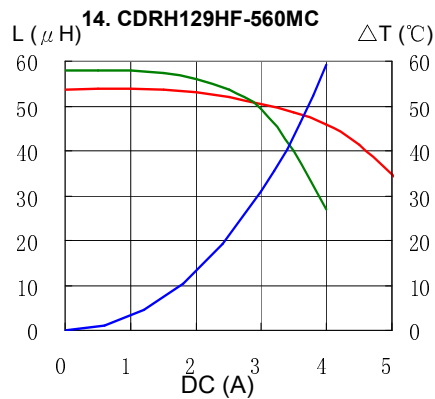
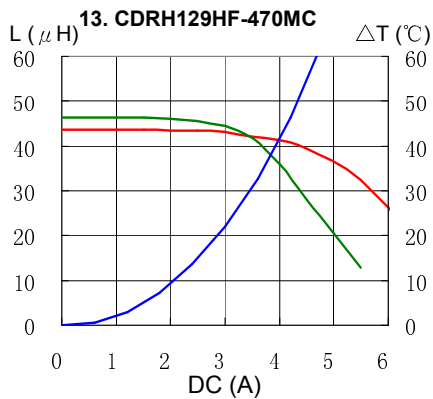


SMD Power Inductor CDRH129



Saturation Current & Temperature Rise Graph

— L (20°C) — L (125°C) — ΔT

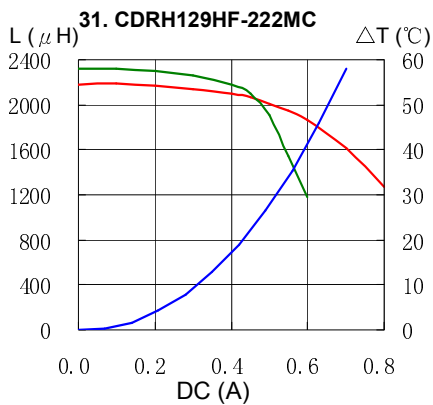
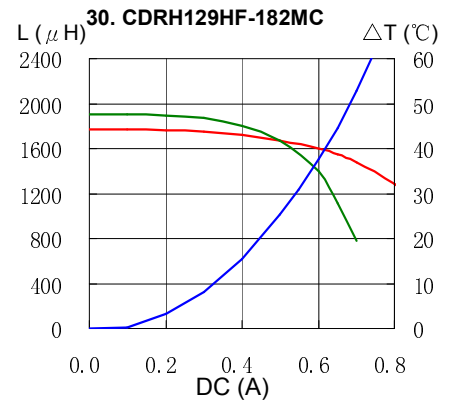
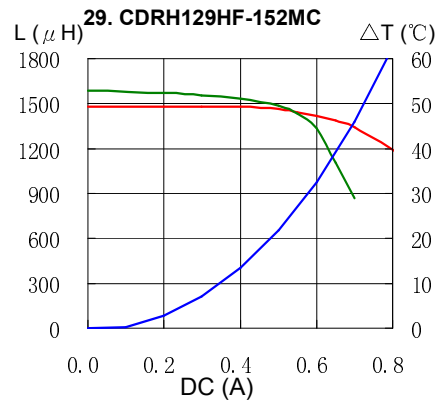
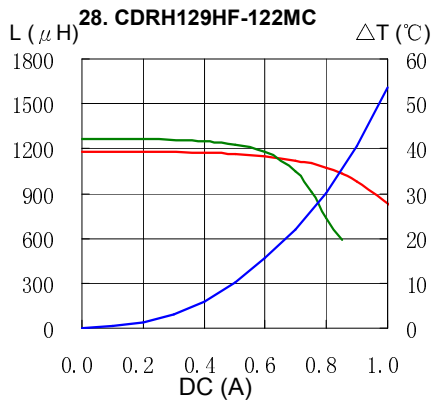
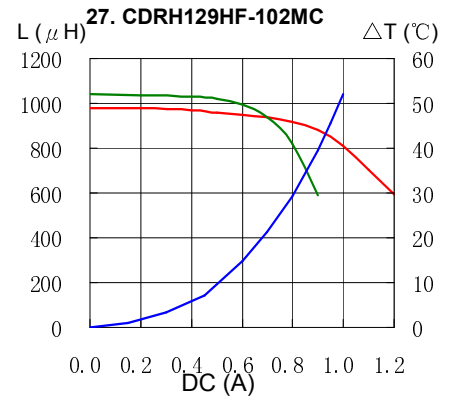
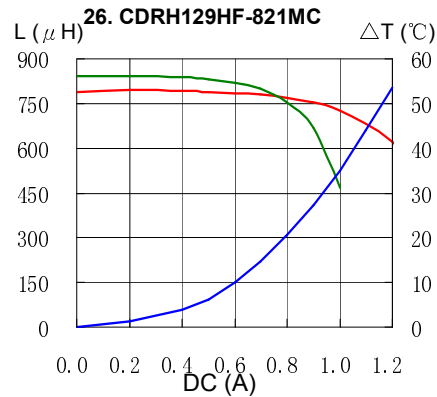
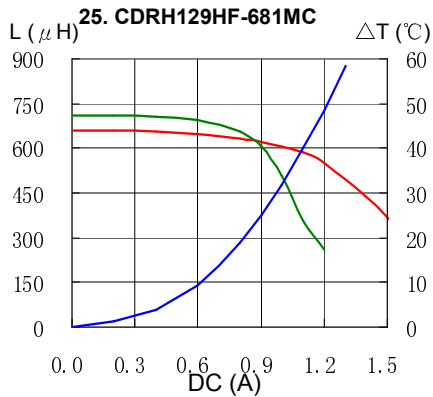


SMD Power Inductor CDRH129



Saturation Current & Temperature Rise Graph

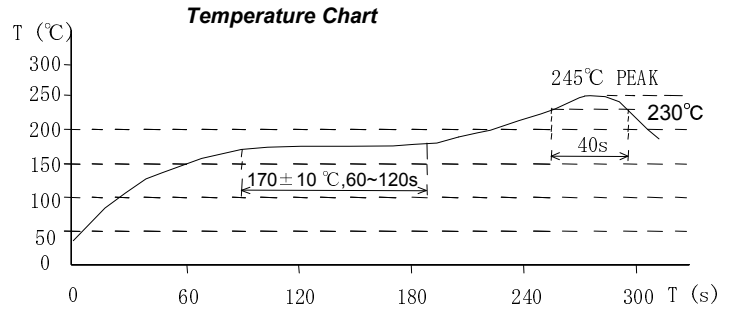
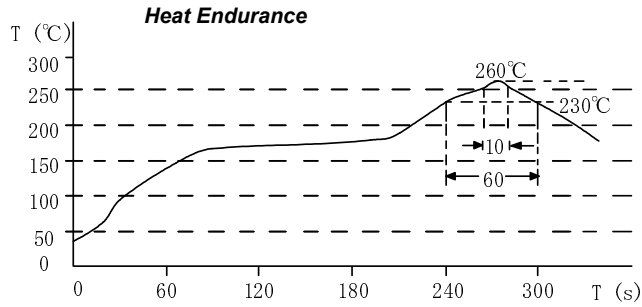
— L (20°C) — L (125°C) — ΔT



SMD Power Inductor CDRH129



Solder Reflow Condition



Please refer to the sales offices on our website - <http://www.sumida.com>

Hong Kong

Tel.+852-2880-6781
FAX.+852-2565-9600
sales@hk.sumida.com

Saitama(Japan)

Tel.+81-48-691-7300
FAX.+81-48-691-7340
sales@jp.sumida.com

Chicago

Tel.+1-847-545-6700
FAX. +1-847-545-6720
sales@us.sumida.com

Shanghai

Tel.+86-21-5836-3299
FAX.+86-21-5836-3266
shanghai.sales@cn.sumida.com

Seoul

Tel.+82-2-6237-0777
FAX.+82-2-6237-0778
sales@kr.sumida.com

Oberzell

Tel.+49-8591-937-0
FAX. +49-8591-937-103
contact@eu.sumida.com

Shenzhen

Tel.+86-755-8291-0228
FAX.+86-755-8291-0338
shenzhen.sales@cn.sumida.com

Singapore

Tel.+65-6296-3388
FAX.+65-6841-4426
sales@sg.sumida.com

Neumarkt

Tel.+49-9181-4509-110
FAX. +49-9181-4509-310
infocomp@eu.sumida.com

Taipei

Tel.+886-2-8751-2737
FAX.+886-2-8751-2738
sales@tw.sumida.com

San Jose

Tel.+1-408-321-9660
FAX.+1-408-321-9308
sales@us.sumida.com