

SMD Power Inductor CDRH10D68R/T125



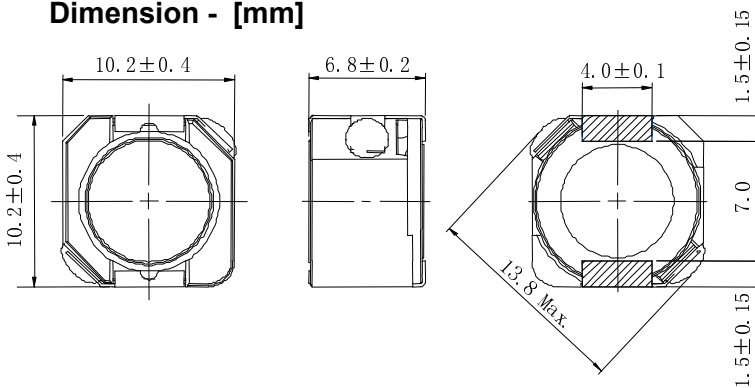
Halogen Free



Description

- Ferrite drum core construction.
- Magnetically shielded.
- L × W × H: 10.6 × 10.6 × 7.0 mm Max.
- Product weight: 2.7g(Ref.)
- Moisture Sensitivity Level: 1
- RoHS compliance.
- Halogen Free available.
- Qualified with AEC-Q200.

Dimension - [mm]



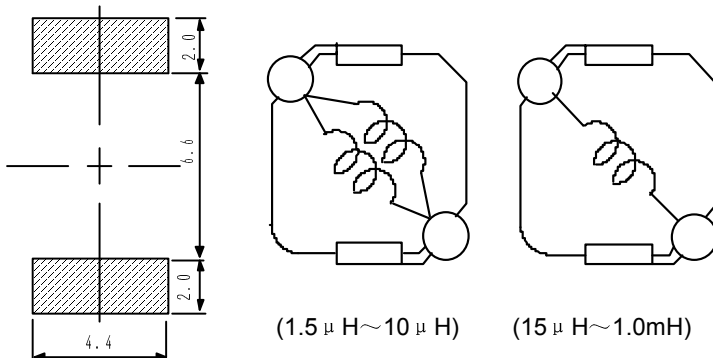
Environmental Data

- Operating temperature range: -40°C ~ +125°C (including coil's self temperature rise)
- Storage temperature range: -40°C ~ +125°C
- Solder reflow temperature: 260 °C peak.

Packaging

- Carrier tape and reel packaging

Land pattern and Schematics - [mm]



Applications

- Automotive.

SMD Power Inductor

CDRH10D68R/T125



Electrical Characteristics

Part No.	Stamp	Inductance (μ H) [Within] ※1	D.C.R. (m Ω)[Max.] (at20°C) ※2	Saturation current (A) ※3		Temperature rise current (A) ※4
				(at20°C)	(at125°C) (Typ)	
CDRH10D68RT125NP-1R5NC	1R5	1.5 \pm 30%	6.1(4.9)	11.00	8.50	10.50
CDRH10D68RT125NP-2R2NC	2R2	2.2 \pm 30%	7.1(5.7)	10.50	7.50	9.50
CDRH10D68RT125NP-3R3NC	3R3	3.3 \pm 30%	8.5(6.8)	7.80	5.60	8.30
CDRH10D68RT125NP-4R7NC	4R7	4.7 \pm 30%	9.9(7.9)	7.15	5.17	7.60
CDRH10D68RT125NP-6R2NC	6R2	6.2 \pm 30%	14.2(11.3)	5.95	4.14	6.45
CDRH10D68RT125NP-7R5NC	7R5	7.5 \pm 30%	16.4(13.0)	5.50	3.89	5.55
CDRH10D68RT125NP-100PC	100	10 \pm 25%	21.4(17.1)	4.40	3.60	4.40
CDRH10D68RT125NP-150PC	150	15 \pm 25%	30.6(24.5)	3.60	2.85	3.60
CDRH10D68RT125NP-220PC	220	22 \pm 25%	39.1(31.3)	3.10	2.47	3.10
CDRH10D68RT125NP-330PC	330	33 \pm 25%	59.1(47.3)	2.60	1.85	2.60
CDRH10D68RT125NP-470PC	470	47 \pm 25%	88.3(70.6)	2.00	1.60	2.00
CDRH10D68RT125NP-680PC	680	68 \pm 25%	125(100)	1.80	1.24	1.80
CDRH10D68RT125NP-101PC	101	100 \pm 25%	175(140)	1.50	1.05	1.50
CDRH10D68RT125NP-151PC	151	150 \pm 25%	250(200)	1.23	0.86	1.23
CDRH10D68RT125NP-221PC	221	220 \pm 25%	370(296)	1.00	0.73	1.00
CDRH10D68RT125NP-331PC	331	330 \pm 25%	465(372)	0.80	0.55	0.91
CDRH10D68RT125NP-471PC	471	470 \pm 25%	703(562)	0.68	0.50	0.72
CDRH10D68RT125NP-681PC	681	680 \pm 25%	1030(828)	0.60	0.40	0.61
CDRH10D68RT125NP-102PC	102	1000 \pm 25%	1560(1253)	0.45	0.33	0.49

※ 1 Measuring frequency inductance at 100kHz.

※ 2 () are typical value

※ 3 Saturation current: The value of D.C. current when the inductance decreases to 65% of its nominal value.

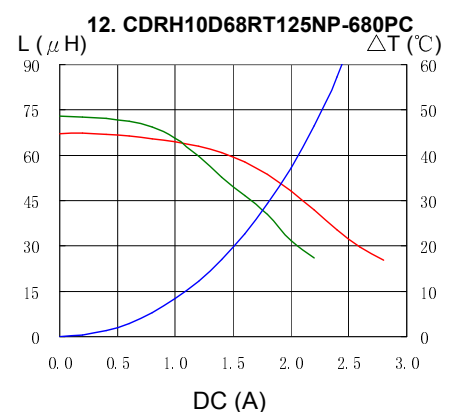
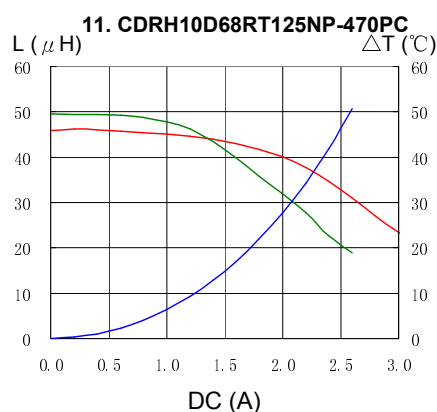
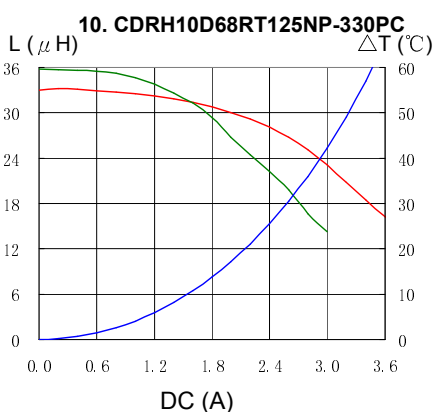
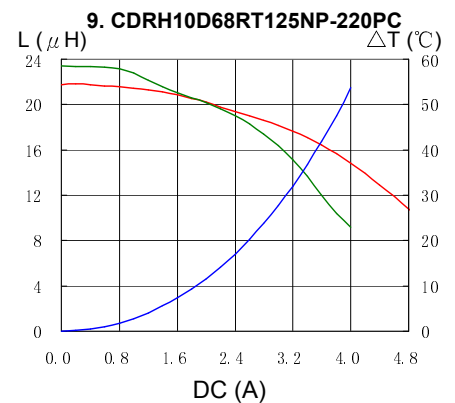
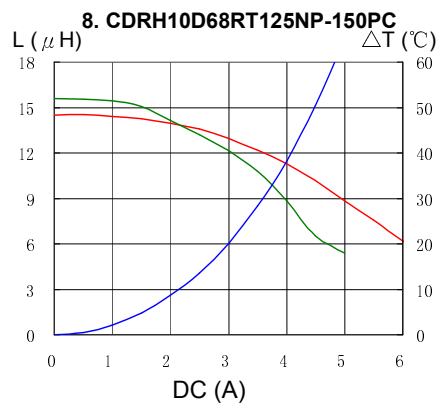
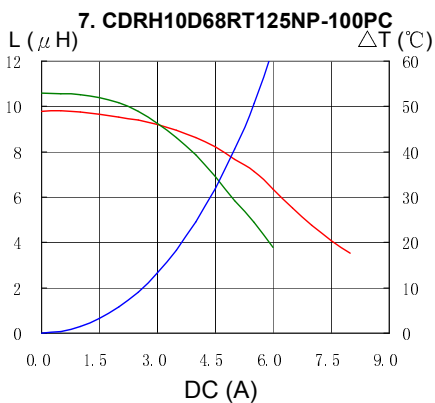
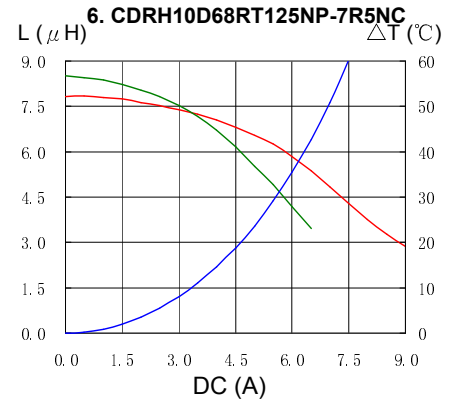
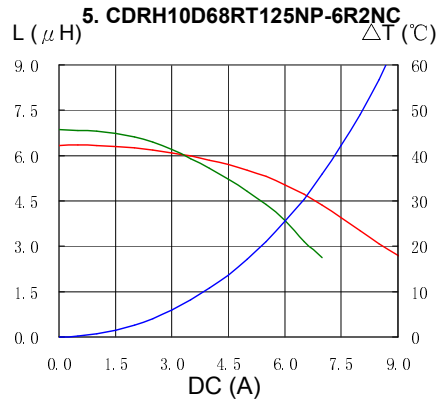
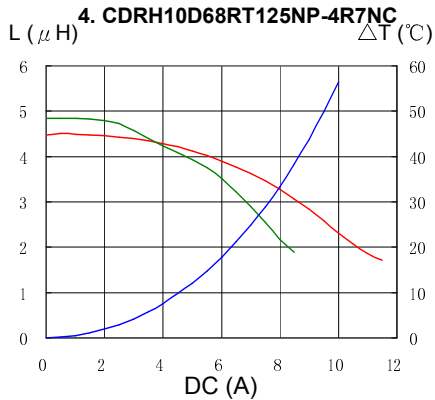
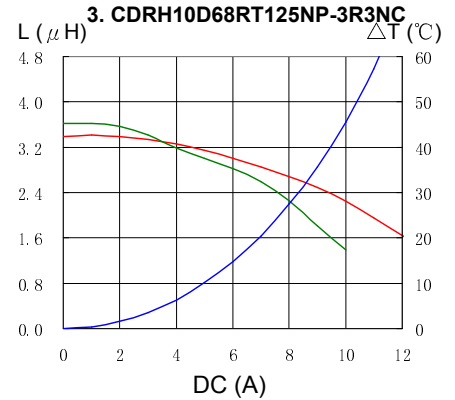
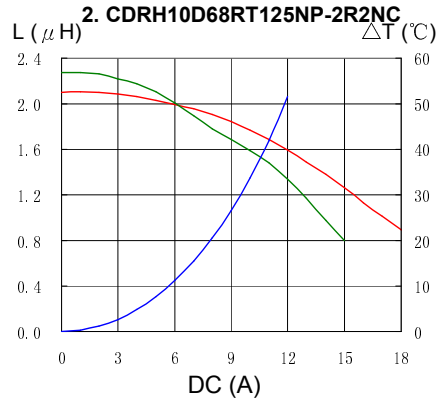
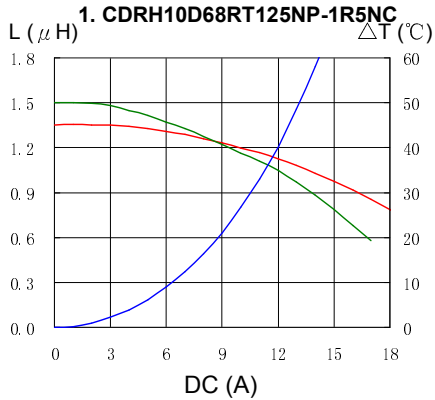
※ 4 Temperature rise current: The value of D.C. current when the temperature rise is $\Delta t=40^{\circ}\text{C}$ ($T_a=20^{\circ}\text{C}$).

SMD Power Inductor CDRH10D68R/T125



Saturation Current & Temperature Rise Graph

— L (20°C) — L (125°C) — ΔT

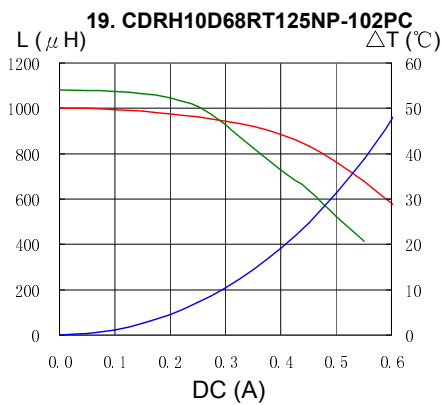
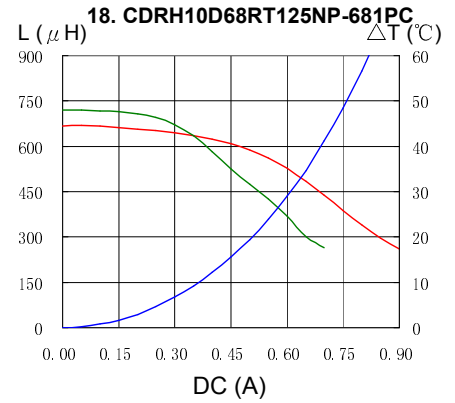
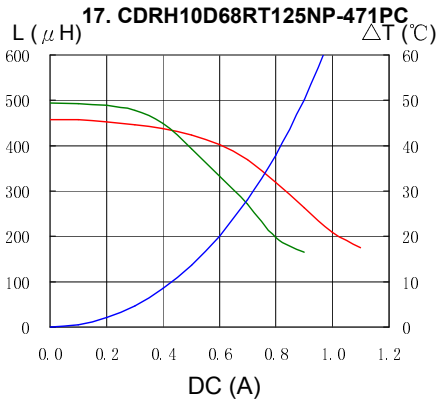
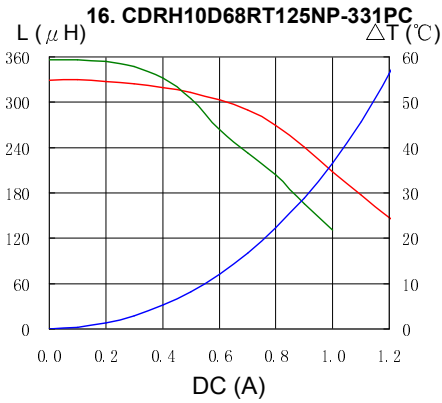
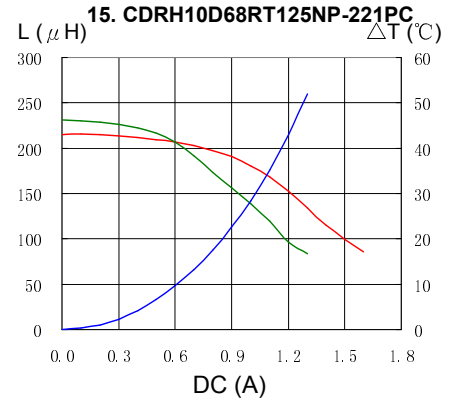
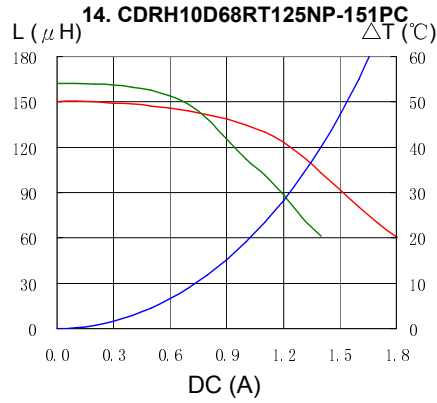
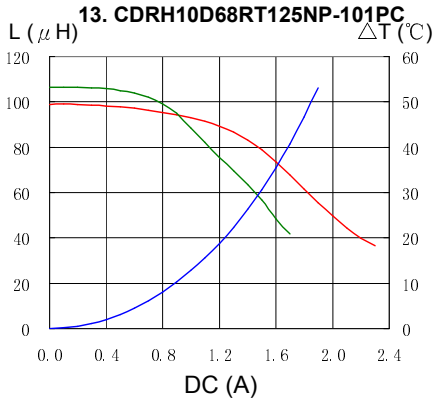


SMD Power Inductor CDRH10D68R/T125



Saturation Current & Temperature Rise Graph

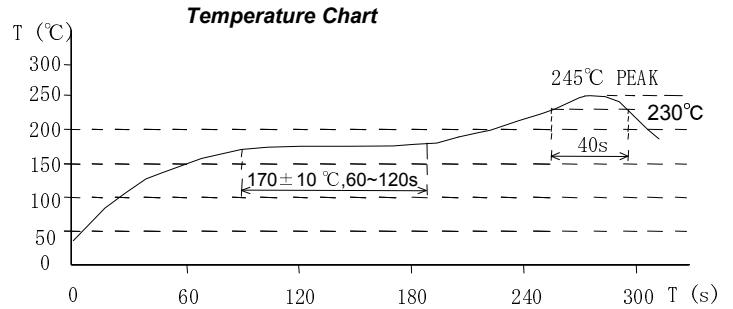
— L (20°C) — L (125°C) — ΔT



SMD Power Inductor CDRH10D68R/T125



Solder Reflow Condition



Please refer to the sales offices on our website - <http://www.sumida.com>

Hong Kong
Tel.+852-2880-6781
FAX.+852-2565-9600
sales@hk.sumida.com

Saitama(Japan)
Tel.+81-48-691-7300
FAX.+81-48-691-7340
sales@jp.sumida.com

Chicago
Tel.+1-847-545-6700
FAX. +1-847-545-6720
sales@us.sumida.com

Shanghai
Tel.+86-21-5836-3299
FAX.+86-21-5836-3266
shanghai.sales@cn.sumida.com

Seoul
Tel.+82-2-6237-0777
FAX.+82-2-6237-0778
sales@kr.sumida.com

Oberzell
Tel.+49-8591-937-0
FAX. +49-8591-937-103
contact@eu.sumida.com

Shenzhen
Tel.+86-755-8291-0228
FAX.+86-755-8291-0338
shenzhen.sales@cn.sumida.com

Singapore
Tel.+65-6296-3388
FAX.+65-6841-4426
sales@sg.sumida.com

Neumarkt
Tel.+49-9181-4509-110
FAX. +49-9181-4509-310
infocomp@eu.sumida.com

Taipei
Tel.+886-2-8751-2737
FAX.+886-2-8751-2738
sales@tw.sumida.com

San Jose
Tel.+1-408-321-9660
FAX.+1-408-321-9308
sales@us.sumida.com