

Type "P" and "D" Fuses

Standard Code Fuses

CDN/CDS
PON

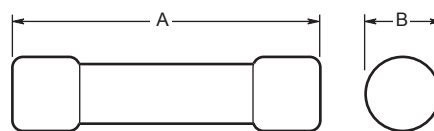


Catalog Symbol: CDN (250V), CDS (600V), and PON (250V)
Type "P" and "D" Fuses

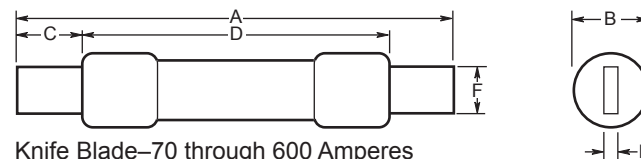
Agency Approvals:

CSA Certified, Class 1421-01, File 53787

Dimensional Data



Ferrule Design—1 through 60 Amperes



Knife Blade—70 through 600 Amperes

General Information:

- Standard dimension fuses with 10kA minimum interrupting rating.

Time-Delay CSA Type "D"

Volts	Cat. No.	Amp Ratings	Ctn. Qty.
250V	CDN	Below 10A use FRN-R 10, 12, 15, 20, 25, 30, 35, 40, 45, 50, 60	10
		70, 80, 90, 100	5
		110, 125, 150, 175, 200, 225, 250, 300, 350, 400, 450, 500, 600	1
600V	CDS	Below 10A use FRS-R 10, 12, 15, 20, 25, 30, 35, 40, 45, 50, 60	10
		70, 80, 90, 100	5
		110, 125, 150, 175, 200, 225, 250, 300, 350, 400, 450, 500, 600	1

One-Time CSA Type "P"

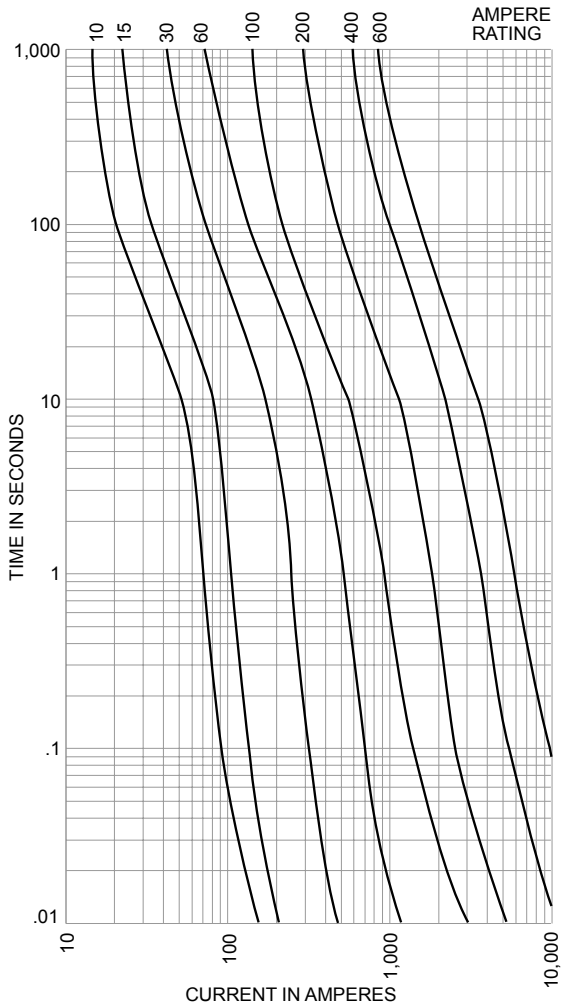
Volts	Cat. No.	Amp Ratings	Ctn. Qty.
250V	PON	15, 20, 25, 30, 35, 40, 45, 50, 60 (CSA "P")	10

Catalog Number and Volts	Amps	A		B		C		D		E		F	
		Overall Inches	(mm)	Max. Diameter Inches	(mm)	Min. Blade Length Inches	(mm)	Min. Barrel Length Inches	(mm)	Blade Thickness Inches	(mm)	Blade Width Inches	(mm)
CDN PON 250 VAC	1-30	2.0	(50.8)	.56	(14.3)	—	—	—	—	—	—	—	—
	35-60	3.0	(76.2)	.81	(20.6)	—	—	—	—	—	—	—	—
	70-100	5.88	(149.4)	—	—	1.0	(25.4)	—	—	.13	(3.2)	.75	(19.1)
	110-200	7.3	(185.4)	—	—	1.38	(34.9)	4.13	(104.8)	.19	(4.8)	1.13	(28.6)
	225-400	8.63	(219.2)	—	—	1.88	(47.6)	4.63	(117.5)	.25	(6.4)	1.63	(41.3)
CDS 600V	450-600	10.38	(263.7)	—	—	2.25	(57.2)	5.19	(131.8)	.25	(6.4)	2	(50.8)
	1-30	5.0	(127.0)	.81	(20.6)	—	—	—	—	—	—	—	—
	35-60	5.5	(139.7)	1.06	(27.0)	—	—	—	—	—	—	—	—
	70-100	7.88	(200.2)	1.16	(29.46)	—	—	—	—	.13	(3.2)	.75	(19.1)
	110-200	9.63	(244.6)	1.66	(42.16)	—	—	—	—	.19	(4.8)	1.13	(28.6)
450-600	225-400	11.63	(295.4)	2.38	(60.45)	—	—	—	—	.25	(6.4)	1.63	(41.3)
	450-600	13.38	(339.9)	2.88	(73.15)	—	—	—	—	.25	(6.4)	2	(50.8)

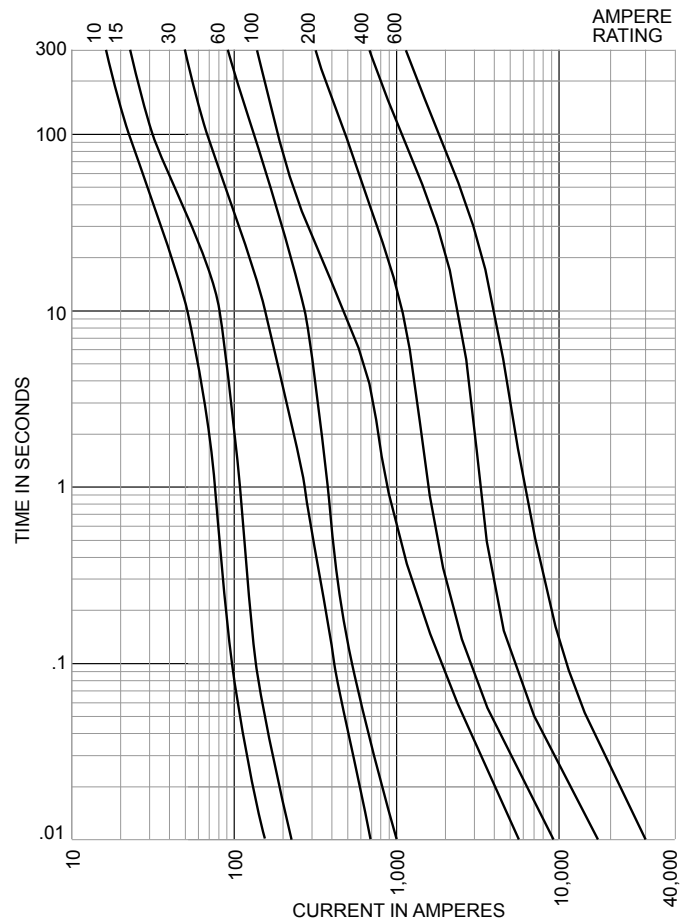
Type "P" and "D" Fuses Standard Code Fuses

CDN/CDS
PON

Average Time/Current Curves
Cat. No. CDN 250VAC



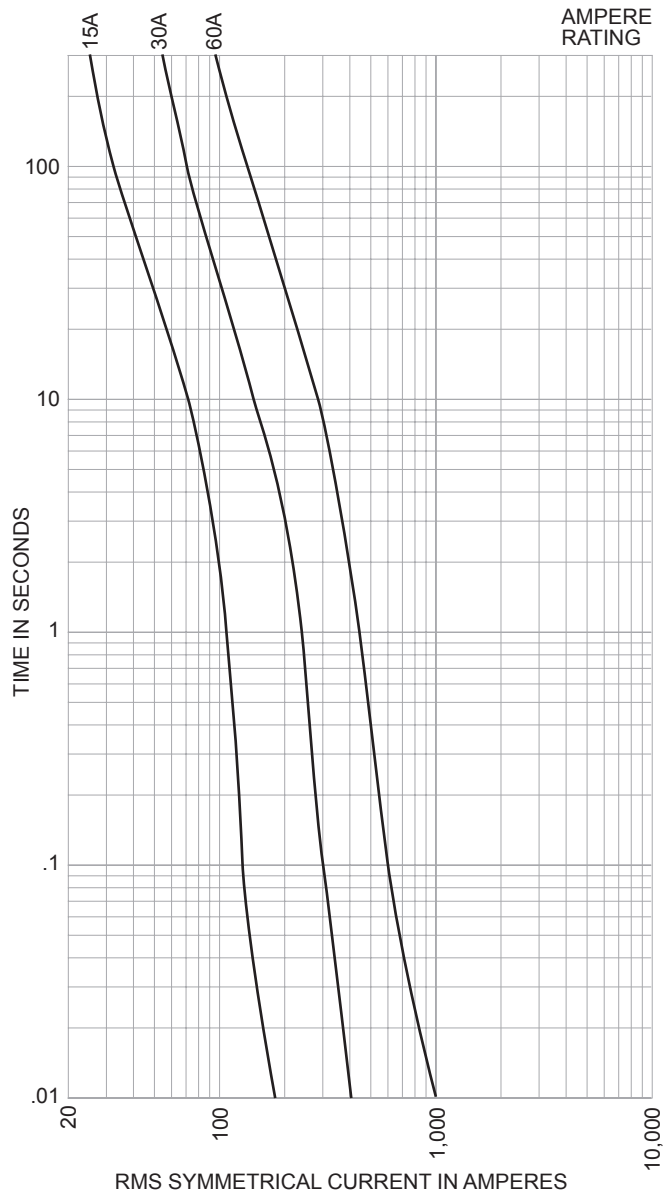
Average Time/Current Curves
Cat. No. CDS 600VAC



Type "P" and "D" Fuses Standard Code Fuses

CDN/CDS
PON

Average Time/Current Curves
Cat. No. PON 250VAC



The only controlled copy of this BIF document is the electronic read-only version located on the Bussmann Network Drive. All other copies of this document are by definition uncontrolled. This bulletin is intended to clearly present comprehensive product data and provide technical information that will help the end user with design applications. Bussmann reserves the right, without notice, to change design or construction of any products and to discontinue or limit distribution of any products. Bussmann also reserves the right to change or update, without notice, any technical information contained in this bulletin. Once a product has been selected, it should be tested by the user in all possible applications.