

ASSMANN

Electronic Components



ASSMANN



USB Cables



USB Firewire Connectors
and Adapters for PCB Mount



Cable Assemblies



Cat 5e & Cat 6 Patch-
and Raw Cables



Modular Jacks and Plugs



Tools and Cable Testers



KVM Connection Cables



Computer-/ Data Cables
and Adapters



Audio-/ Video Cables
and Adapters



Power Cords



SCSI Cables and Terminators



Fiber Optic Cables,
Adapters and Tools

CABLE CATALOG

Third Edition

Who are we?

ASSMANN Electronics is a worldwide manufacturer of cable assemblies, connectors and heatsinks with over 30 years experience in quality manufacturing. Our head office is in Luedenscheid, Germany, and we have sales offices in Europe, Asia, and the United States.

What can we do for you?

We at ASSMANN pride ourselves on quality products, competitive pricing and on-time delivery. Through our distribution partners and a technically trained sales staff, we can assist you in all aspects of product design and production. ASSMANN is a UL certified manufacturer for cable assemblies and can provide FCC approved products.

***Product Design Support /
Custom Prototypes ...***

Apart from our full line of standard cable assemblies, ASSMANN offers custom cable assemblies for new or current projects. We can provide drawings for custom prototypes within 3 days and samples in less than 10 days.

***Inventory Management &
Control ...***

ASSMANN will stock additional inventory to meet your needs and support production cycles.

Offshore Manufacturing

We control the quality at our manufacturing facilities in Europe and Far East. All products are subject to continual quality control; ASSMANN Electronics is ISO 9002 certified and only works with certified contract manufacturers. Allow our volume purchasing of materials to pass on savings to you - the customer!

Reliability & Dependability

ASSMANN Electronics has been focused on connectivity products for over 30 years. We continue to grow and have become one of the largest companies of our type in Europe.

The ASSMANN Advantage ...

Depending on the complexity of your requirements and time constraints, ASSMANN sales representatives can provide a comprehensive quotation via e-mail or fax. Simply provide us with your specifications, drawings, or a sample and we will take care of the rest. Should you require additional design assistance we will be happy to help you.

**Call us toll free 1-877-ASSMANN (277-6266)
or e-mail us at sales@usa-assmann.com**

Table of Contents

| Products | Page |
|--|-------|
| USB 1.1 Cables | 4/5 |
| USB 2.0 Cables | 6 |
| USB 1.1 and 2.0 Cables and Adapters | 7 |
| Firewire Cables and Adapters | 8 |
| USB 1.1 PCI Add-On Cards and Adapters | 9 |
| USB 1.1 Adapters | 10 |
| USB, for PCB mounting, A + B version | 11 |
| USB, version A + B , angled, SMT | 12 |
| USB, version A + B , top entry | 13 |
| USB, version B, Top-entry, SMT | 14 |
| USB, version A, Side-Entry, ultra flat | 15 |
| USB, version A, 2-Port..... | 16 |
| USB, version A, 3-Port..... | 17 |
| USB, version A, Side-Entry, ultra flat, vertical | 18 |
| USB, version B-Mini, 5-poles..... | 19 |
| USB, version B-Mini, 5-poles, SMD | 20 |
| USB A + B, Assembly-Type | 21 |
| IEEE 1394, for PCB mounting, vertical and horizontal version | 22 |
| IEEE 1394, for PCB mounting, SMD version..... | 23 |
| IEEE 1394, for PCB mounting, 180°-version, Top-Entry..... | 24 |
| Cable assemblies..... | 25 |
| CAT 5e Patch Cables | 26 |
| CAT 5e Patch & Crossover Cables | 27 |
| CAT 5e / CAT 6 Patch & Crossover Cables..... | 28 |
| CAT 6 and CAT 7 Patch & Crossover Cables..... | 29 |
| CAT 5e, CAT 6 Raw Cables | 30 |
| CAT 7 Raw Cables | 31 |
| Modular Jacks, 90°, for PCB mounting..... | 32 |
| Modular Jacks, 90°, for PCB mounting, low profile | 33 |
| Modular Jacks, 90°, for PCB mounting, shielded..... | 34/35 |
| Modular Jacks, 90°, SMD-version with Board-Locks | 36 |
| Modular Jacks, 90°, SMD-version..... | 37 |
| Modular Jacks, 90°, SMD-version, side by side stackable..... | 38 |
| Modular Jacks, 180°, top entry | 39 |
| Modular Jacks, 180°, top entry, shielded | 40 |
| Modular Jacks, 180°, for PCB mounting, SMD..... | 41 |
| Modular Jacks - Overview..... | 42/43 |
| Modular Plugs..... | 44 |
| Modular communication cable, D-Form | 45 |
| Cable Assemblies | 46 |
| Modular Connectors and Adapters..... | 47/48 |
| LSA+Terminal Block Pressing Tool, Crimping Tools | 49 |
| Network and Cable Testers | 50 |
| Digitus and DVI - KVM Switch Overview..... | 51 |
| KVM Switch Overview | 52/53 |
| Standard and IEEE 1284 Printer Cables..... | 54 |
| IEEE 1284 Printer Cables and Connection Cables | 55 |
| Serial Connection and Extension Cables..... | 56/57 |
| Connection Cables, Serial, Parallel, Joystick | 58 |

| Products | Page |
|--|---------|
| Premium VGA Connection Cables | 59 |
| VGA, XGA Connection Cables | 60 |
| DVI Connection Cables | 61 |
| High Quality Cables..... | 62/63 |
| PS/2 and DIN Keyboard Cables | 64 |
| Keyboard Cables, Slot Adapters and Apple Cables | 65 |
| High Quality Video and Scart Cables | 66 |
| High Quality Scart Cables and Adapters..... | 67 |
| High Quality Audio and Digital Audio Cables..... | 68 |
| TV and Satellite Cables | 69 |
| Satellite Cables and Adapters | 70 |
| External Audio Cables | 71 |
| External Audio and MIDI Cables | 72 |
| Video and Scart Cables, Adapters | 73 |
| Digital Audio Cables and Audio Adapters..... | 74 |
| Internal Audio Cables | 75 |
| Power Cords..... | 76-88 |
| Internal Power Supply Cables | 89 |
| Interface Adapters and Gender Changers..... | 90 |
| Interface, Digital Audio and DVI Adapters | 91 |
| Serial ATA and SCSI 3 UW Round Cables, Internal, SCSI Cable Tester..... | 92 |
| Floppy and ATA Ribbon Cables | 93 |
| Flat cables AWG 28, 1.27 mm pitch • UL-Style: 2651..... | 94 |
| Flat cables AWG 28, 1.27 mm pitch | 95 |
| Flat cable assemblies | 96 |
| SCSI 3 and 2 Round Cables, External | 97 |
| SCSI Round Cables, External | 98 |
| Hoods for D-Sub-connectors, snap-in lock..... | 99 |
| SCSI 1.27mm, for PCB mounting, straight, UNC2-56 | 100 |
| SCSI 1.27mm, with IDC technique, UNC 2-56 | 101 |
| DVI connectors, 90° angled, Female for PCB-mounting | 102 |
| Filtered D-Sub-connectors | 103 |
| LVD Terminators | 104 |
| SCSI Terminators, Internal and External..... | 105 |
| SCSI Terminators, SCA Adapters..... | 106 |
| SCA and SCSI Adapters | 107 |
| SCSI Adapter, External and on Slot Bracket | 108 |
| CISCO Router Cables | 109 |
| Assembled Fiber Optic Patch Cables, to 1Gbit..... | 110/111 |
| Assembled Fiber Optic Patch Cables, to 1 and 10Gbit..... | 112 |
| Fiber Optic Pigtails, to 1 and 10Gbit..... | 113 |
| Fiber Optic Indoor and Outdoor Cables | 114 |
| Fiber Optic Breakout Adapter Cables | 115 |
| Fiber Optic Cable System with Feeding Assistance | 116 |
| Fiber Optic Cable System, 19" Splice Boxes..... | 117 |
| Fiber Optic Connectors, Couplings and Adapters | 118 |
| Fiber Optic Tools | 119 |

High Quality USB Connection Cable

USB A, male ⇔ USB B, male

2 x AWG 24, 2 x AWG 28, double cable shielding.

Cable transparent.

Molded hoods, metallic shielding.

USB 2.0 compatible.



| | |
|-------------|-------|
| AK 672-1HQC | 1,0 m |
| AK 672HQC | 2,0 m |
| AK 672-5HQC | 5,0 m |

USB Cable, A to B

USB A, male ⇔ USB B, male

Double shielded.

Cable UL2725, 2 x AWG24, 2 x AWG28.

USB 2.0 compatible.



| | |
|----------|-------|
| AK 672-1 | 1,0 m |
| AK 672 | 2,0 m |
| AK 672-3 | 3,0 m |
| AK 672-5 | 5,0 m |

USB Extension Cable

USB A, male ⇔ USB A, female

Double shielded.

Cable UL2725, 2 x AWG24, 2 x AWG28.

USB 2.0 compatible.



| | |
|-----------|-------|
| AK 669-18 | 1,8 m |
| AK 669-30 | 3,0 m |
| AK 669-50 | 5,0 m |

USB Cable, Transparent Design

USB A, male ⇔ USB B, male

2 m long, double shielded.

Cable UL2725, 2 x AWG24, 2 x AWG28.

USB 2.0 compatible.



| | |
|----------|-------------|
| AK 672MB | iMac Blue |
| AK 672MG | iMac Purple |
| AK 672ML | iMac Green |
| AK 672MS | iMac Red |
| AK 672MT | iMac Orange |

USB 1.1 Cables


USB Cable, B to B

USB B, male ↔ USB B, male

Double shielded.

Cable UL2725, 2 x AWG24, 2 x AWG28.

USB 2.0 compatible.



| | |
|----------|-------|
| AK 673-1 | 1,0 m |
| AK 673 | 2,0 m |
| AK 673-3 | 3,0 m |
| AK 673-5 | 5,0 m |

USB Mini Cable

USB A, male ↔ USB B-Mini (4-pin), male

Double shielded.

Cable UL2725, 2 x AWG 24, 2 x AWG 28.

USB 1.1 and 2.0 compatible.



| | |
|-----------|-------|
| AK 670M-1 | 1,0 m |
| AK 670M | 2,0 m |
| AK 670M-3 | 3,0 m |
| AK 670M-5 | 5,0 m |

USB Mini Cable

USB A, male ↔ USB B-Mini (5-pin), male

Double shielded.

Cable UL2725, 2 x AWG 24, 2 x AWG 28.

USB 1.1 and 2.0 compatible.



| | |
|-----------|-------|
| AK 672M-1 | 1,0 m |
| AK 672M-2 | 2,0 m |
| AK 672M-3 | 3,0 m |
| AK 672M-5 | 5,0 m |

USB Adapter

Various types, straight or angled version, molded.



| | |
|---------|---------------------------------------|
| A-USB-1 | USB A Female ↔ USB B Female, straight |
| A-USB-2 | USB A Female ↔ USB B Male, straight |
| A-USB-3 | USB A Male ↔ USB B Female, straight |
| A-USB-4 | USB A Female ↔ USB A Female, angled |
| A-USB-6 | USB B Male ↔ USB B Male, angled |

USB Cable, A to B

USB A, male ⇔ USB B, male

Double shielded.

Cable UL2725, 2 x AWG24, 2 x AWG28.

USB 2.0 compatible.



| | |
|-----------------|-------|
| AK 672-1 | 1,0 m |
| AK 672 | 2,0 m |
| AK 672-3 | 3,0 m |
| AK 672-5 | 5,0 m |

USB Cable, A to A

USB A, male ⇔ USB A, male

Double shielded.

Cable UL2725, 2 x AWG24, 2 x AWG28.

USB 2.0 compatible.



| | |
|-----------------|-------|
| AK 670-1 | 1,0 m |
| AK 670 | 2,0 m |
| AK 670-3 | 3,0 m |
| AK 670-5 | 5,0 m |

USB Extension Cable

USB A, male ⇔ USB A, female

Double shielded.

Cable UL2725, 2 x AWG24, 2 x AWG28.

USB 2.0 compatible.



| | |
|------------------|-------|
| AK 669-18 | 1,8 m |
| AK 669-30 | 3,0 m |
| AK 669-50 | 5,0 m |

USB Cable, Transparent Design

USB A, male ⇔ USB B, male

2 m long, double shielded.

Cable UL2725, 2 x AWG24, 2 x AWG28.

USB 2.0 compatible.



| | |
|-----------------|-------------|
| AK 672MB | iMac blau |
| AK 672MG | iMac lila |
| AK 672ML | iMac grün |
| AK 672MS | iMac rot |
| AK 672MT | iMac orange |


USB Extension Cable iMac

USB A, male ⇔ USB A, female

Double shielded.

Cable UL2725, 2 x AWG24, 2 x AWG28.

USB 2.0 compatible.



| | |
|--------------------|-----------|
| AK 669-30MB | iMac blau |
|--------------------|-----------|

USB Cable, B to B

USB B, male ⇔ USB B, male

Double shielded.

Cable UL2725, 2 x AWG24, 2 x AWG28.

USB 2.0 compatible.



| | |
|-----------------|-------|
| AK 673-1 | 1,0 m |
| AK 673 | 2,0 m |
| AK 673-3 | 3,0 m |
| AK 673-5 | 5,0 m |

USB 1.1 and 2.0 Cables and Adapters

USB Mini Cable

USB A, male ⇔ USB B-Mini (4-pin), male

Double shielded.

Cable UL2725, 2 x AWG 24, 2 x AWG 28.

USB 1.1 and 2.0 compatible.

| | |
|-----------|-------|
| AK 670M-1 | 1,0 m |
| AK 670M | 2,0 m |
| AK 670M-3 | 3,0 m |
| AK 670M-5 | 5,0 m |



USB Mini Cable

USB A, male ⇔ USB B-Mini (5-pin), male

Double shielded.

Cable UL2725, 2 x AWG 24, 2 x AWG 28.

USB 1.1 and 2.0 compatible.

| | |
|-----------|-------|
| AK 672M-1 | 1,0 m |
| AK 672M-2 | 2,0 m |
| AK 672M-3 | 3,0 m |
| AK 672M-5 | 5,0 m |



USB Mainboard Adapter on Slot Bracket

AK 674 = 2 x USB-A female ⇔ 2 x 5-pin socket conn., 2.54 mm

AK 674-2/4 = 2 x USB-A female ⇔ 2 x 4 pin socket conn., 2.54 mm

AK 674-8 = 2 x USB-A female ⇔ 1 x 8-pin socket conn., 2.54 mm

AK 674-2/10 = 2 x USB-A female ⇔ 1 x 8-pin socket conn., 2.54 mm

USB 2.0 compatible. Cable 4/5-wire, AWG 28. Double shielded, cable length 0.25m.

| | |
|-------------|--------|
| AK 674 | 0,25 m |
| AK 674-2/4 | 0,25 m |
| AK 674-8 | 0,25 m |
| AK 674-2/10 | 0,25 m |



USB 2.0 Cable, A to B

USB A, male ⇔ USB B, male

Double shielded.

Cable UL2725, 2 x AWG24, 2 x AWG28.

USB 2.0 compatible and certified.

| | |
|------------|-------|
| AK 672/2 | 2,0 m |
| AK 672/2-3 | 3,0 m |
| AK 672/2-5 | 5,0 m |



USB 2.0 Cable, A to A

USB A, male ⇔ USB A, male

Double shielded.

Cable UL2725, 2 x AWG24, 2 x AWG28.

USB 2.0 compatible and certified.

| | |
|----------|-------|
| AK 700/2 | 2,0 m |
| AK 700/3 | 3,0 m |
| AK 700/5 | 5,0 m |



USB Adapter

Various types, straight or angled version, molded.

| | |
|---------|-----------------------------|
| A-USB-1 | USB A Female ⇔ USB B Female |
| A-USB-2 | USB A Female ⇔ USB B Male |
| A-USB-3 | USB A Male ⇔ USB B Female |
| A-USB-4 | USB A Female ⇔ USB A Female |
| A-USB-6 | USB B Male ⇔ USB B Male |





IEEE 1394 Cable

Cable for connection of IEEE 1394 compatible devices, e.g. video cameras, external CD/DVD drives, etc.
The maximum data transfer rate is 400 Mbps.
1394, male ⇔ 1394, male

- AK-1394-10 = 6PIN ⇔ 6PIN
- AK-1394-18 = 6PIN ⇔ 6PIN
- AK-1394-30 = 6PIN ⇔ 6PIN
- AK-1394-50 = 6PIN ⇔ 6PIN



| | |
|------------|------|
| AK-1394-10 | 1,0m |
| AK-1394-18 | 1,8m |
| AK-1394-30 | 3,0m |
| AK-1394-50 | 5,0m |



IEEE 1394 Cable 6/4

Cable for connection of IEEE 1394 compatible devices, e.g. video cameras, external CD/DVD drives, etc.
The maximum data transfer rate is 400 Mbps.
1394, male ⇔ 1394, male

- AK-1394-104 = 6PIN ⇔ 4PIN
- AK-1394-184 = 6PIN ⇔ 4PIN
- AK-1394-304 = 6PIN ⇔ 4PIN
- AK-1394-504 = 6PIN ⇔ 4PIN



| | |
|-------------|------|
| AK-1394-104 | 1,0m |
| AK-1394-184 | 1,8m |
| AK-1394-304 | 3,0m |
| AK-1394-504 | 5,0m |



IEEE 1394 Cable 4/4

Cable for connection of IEEE 1394 compatible devices, e.g. video cameras, external CD/DVD drives, etc.
The maximum data transfer rate is 400 Mbps.
1394, male ⇔ 1394, male

- AK-1394-1044 = 4PIN ⇔ 4PIN
- AK-1394-1844 = 4PIN ⇔ 4PIN
- AK-1394-3044 = 4PIN ⇔ 4PIN
- AK-1394-5044 = 4PIN ⇔ 4PIN



| | |
|--------------|------|
| AK-1394-1044 | 1,0m |
| AK-1394-1844 | 1,8m |
| AK-1394-3044 | 3,0m |
| AK-1394-5044 | 5,0m |



IEEE 1394 Adapter

- AB-1394-1: 6-pin female ⇔ 4-pin male
- AB-1394-7: 6-pin female ⇔ 4-pin female



| | |
|-----------|-------------------|
| AB-1394-1 | IEEE 1394 Adapter |
| AB-1394-7 | IEEE 1394 Adapter |



IEEE 1394 Adapter

- AB-1394-4: 4-pin male ⇔ 4-pin male
- AB-1394-5: 4-pin female ⇔ 4-pin female



| | |
|-----------|-------------------|
| AB-1394-4 | IEEE 1394 Adapter |
| AB-1394-5 | IEEE 1394 Adapter |



IEEE 1394 Adapter

- AB-1394-6: 6-pin male ⇔ 6-pin male
- AB-1394-2: 6-pin female ⇔ 6-pin female
- AB-1394-3: 6-pin female ⇔ 6-pin female, crossover.



| | |
|-----------|-------------------|
| AB-1394-6 | IEEE 1394 Adapter |
| AB-1394-2 | IEEE 1394 Adapter |
| AB-1394-3 | IEEE 1394 Adapter |

USB 1.1 PCI Add-On Cards and Adapters

USB 1.1 - Fast IrDA Adapter

- Compatible with USB specification revision 1.1.
- IrDA 1.1 and Fast IrDA compatible.
- Maximum data transfer rate 4 Mbps.
- USB Hot Plug and Play support.
- Software requirements: WIN 98 SE, WIN ME, WIN 2000, WIN XP.



| | |
|-------------|---------------------------------|
| DA-70121 | Digitus USB - Fast IrDA Adapter |
| AB IRDA USB | USB - Fast IrDA Adapter |

USB 1.1 to Serial Adapter Cable

- USB 1.1 compatible.
- APM 1.2 compatible.
- Maximum data transfer rate 500Kbps.
- Supports hardware handshake.
- Remote wake up support.
- Connections: 1 x USB A male to DSUB 9 male, adapter DSUB 9 female to DSUB 25 male.
- Supports the following operating systems: Windows 98, Windows ME, Windows 2000 and MAC OS 8.6.



| | |
|----------|----------------------------|
| DA-70119 | USB - Serial Adapter Cable |
|----------|----------------------------|

USB 1.1 Repeater Cable

- Extends the maximum USB cable length by 5.0 m.
- Maximum of 5 repeater cables allow connection of a total cable length of 25 m.
- Compatible with USB specification revision 1.1.
- USB A male - USB A female, cable length 5 m.
- Supports USB Low Speed (1.5 Mbps) and High Speed (12 Mbps).
- USB Hot Plug and Play support.
- Supports the following operating systems: Windows 98 SE / ME / 2000 and XP.



| | |
|----------|--------------------|
| DA-70117 | USB Repeater Cable |
|----------|--------------------|



USB 1.1 - PS/2 Adapter

- Compatible with USB specification revision 1.1.
- Supports PCs and SUN computers.
- 2 x MiniDIN 6-pin female for PS2 mouse and keyboard.
- Power supply for the connected USB devices via the port.
- USB Hot Plug and Play support.
- USB connector cable with USB A male.
- Software requirements: WIN 98.SE, WIN ME, WIN 2000, WIN XP.



DA-70118

USB - PS/2 Adapter

USB Printer Cable



- Compatible with USB specification revision 1.1.
- USB A male ⇔ CENT 36-pin male.
- Supports EPP / ECP and bidirectional printing.
- Data transfer up to 1,216 Mbps in ECP mode.

A-USB-P

USB Printer Cable, ATEN

A-USB-PM1

USB Printer Cable, grey

USB ⇔ SCSI 2 Adapter Cable



SCSI 2 adapter cable for connection of external SCSI 2 compatible devices (HDD, CD-ROM, DVD etc.) to the PC via USB. DSUB 50 HP plug for connection of the SCSI 2 devices.

- USB 1.1 compatible.
- Maximum data transfer rate 12 Mbps.
- SCSI 1 and 2 compatible.
- Connections: 1 x USB A male ⇔ HP 50 male
- Supports the following operating systems: Windows 98, Windows ME and Windows 2000, MAC OS 8.6.

A-USB SCSI

USB ⇔ SCSI Adapter Cable

USB Gameport Adapter




The gameport adapter makes it possible to connect a standard joystick to the USB port. The joystick is connected to the adapter via a DSUB 15-pin socket, the adapter is then connected to the USB A socket of the PC.

- Compatible with USB specification revision 1.1.
- Power supply via USB bus, USB connector cable included.
- 1 x USB A male, 1 x DSUB 15-pin female

A-USB GAME

USB Gameport Adapter



Isolierkörper
Nylon PA9T

Insulator
Nylon PA9T

Kontakte
Phosphorbronze, t=0.25mm

Contacts
Phosphorbronze, t=0.25mm

Gehäuse
Messing t=0.3mm
Oberfläche: Vernickelt

Shell
Brass t=0.3
Finish: Nickel Plated

Durchschlagsspannung
500V AC (1min)

Withstanding voltage
500V AC (1min)

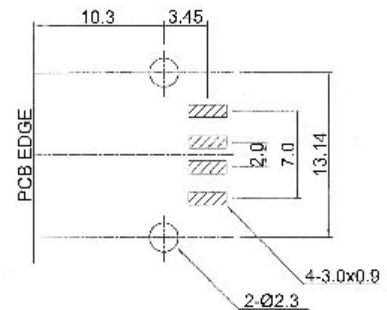
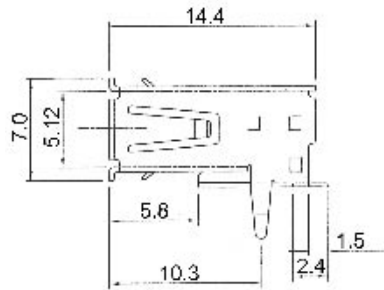
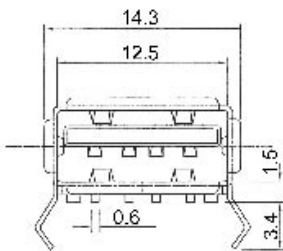
Isolationswiderstand
1000MΩ min.

Insulation resistance
1000MΩ min.

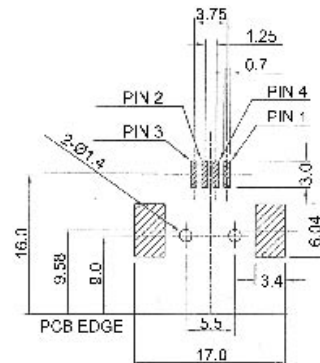
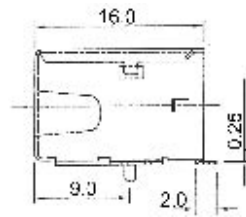
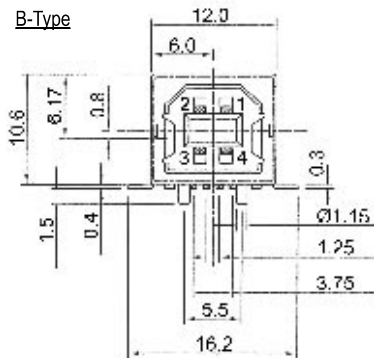
Nennspannung und Strom
1.5A bei 250V AC minimum

Rated voltage and current
1.5A at 250V AC minimum

A-Type



B-Type



Bestellcode : **A - USB - x / SMT**
Ordercode :

Bitte „x“ durch die unten geeignete Optionen ersetzen
Please replace „x“ with appropriate options listed below

1.

1.

Ausführung

A -Bauform A
B -Bauform B

Version

A -Type A
B -Type B

USB, version A + B, top entry



Isolierkörper
PBT

Kontakte
Phosphorbronze, t=0.25mm

Gehäuse
Messing t=0.3mm
Oberfläche: Vernickelt

Durchschlagspannung
500V AC (1min)

Isolationswiderstand
1000MΩ min.

Nennspannung und Strom
1.5A bei 250V AC minimum

Insulator
PBT

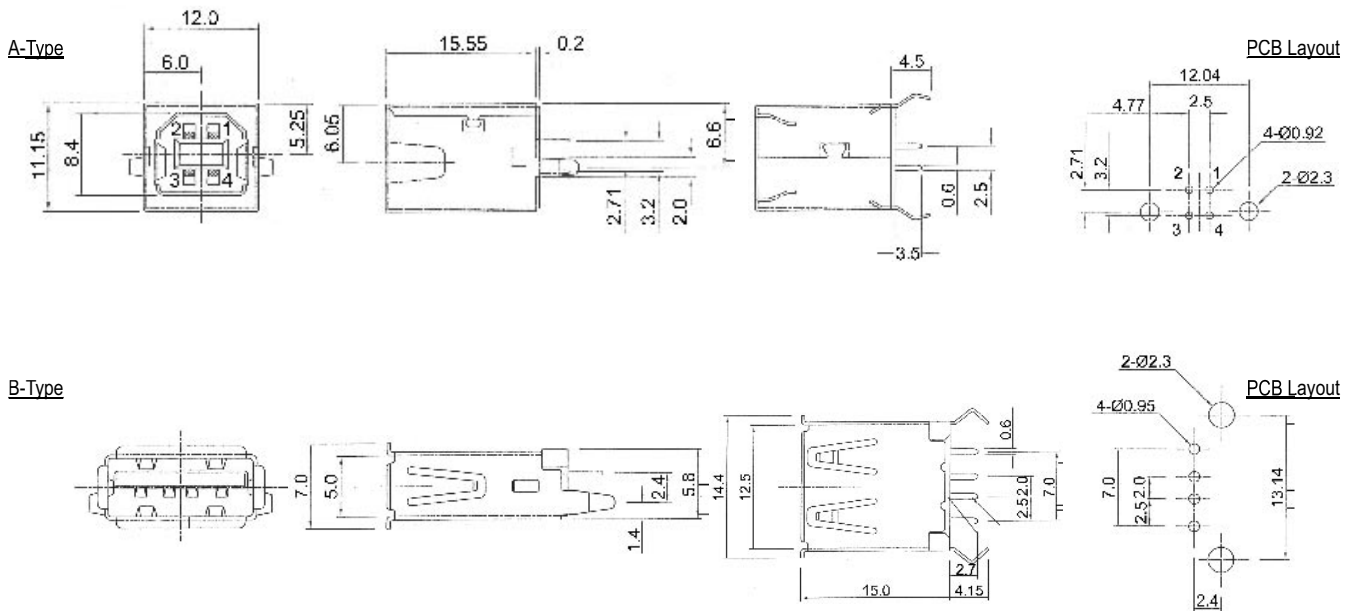
Contacts
Phosphorbronze, t=0.25mm

Shell
Brass t=0.3
Finish: Nickel Plated

Withstanding voltage
500V AC (1min)

Insulation resistance
1000MΩ min.

Rated voltage and current
1.5A at 250V AC minimum



Bestellcode : **A** - **USB** - **x** - **TOP**
Ordercode :

Bitte „x“ durch die unten geeignete Optionen ersetzen
Please replace „x“ with appropriate options listed below

1.

1.

Ausführung
A -Bauform A
B -Bauform B

Version
A -Type A
B -Type B



Isolierkörper

Nylon PA9T

Insulator

Nylon PA9T

Kontakte

Phosphorbronze, t=0.25mm

Contacts

Phosphorbronze, t=0.25mm

Gehäuse

Messing t=0.3mm
Oberfläche: Vernickelt

Shell

Brass t=0.3
Finish: Nickel Plated

Durchschlagsspannung

500V AC

Withstanding voltage

500V AC

Isolationswiderstand

1000MΩ min.

Insulation resistance

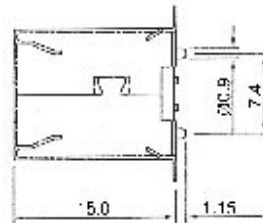
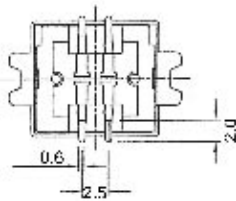
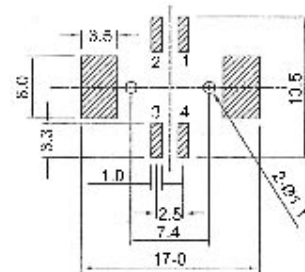
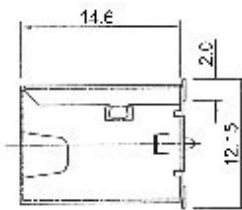
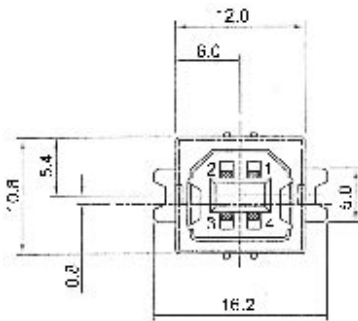
1000MΩ min.

Nennspannung und Strom

1.5A bei 250V AC minimum

Rated voltage and current

1.5A at 250V AC minimum



Bestellcode : **A - USB - B - SMT - TOP**
 Ordercode :

USB, version A, Side-Entry, ultra flat



SMT



DIP

Isolierkörper
Nylon PA9T

Kontakte
Phosphorbronze, t=0.25mm

Gehäuse
Messing t=0.3mm
Oberfläche: Vernickelt

Durchschlagspannung
500V AC (1min)

Isolationswiderstand
1000MΩ min.

Nennspannung und Strom
1.5A bei 250V AC minimum

Insulator
Nylon PA9T

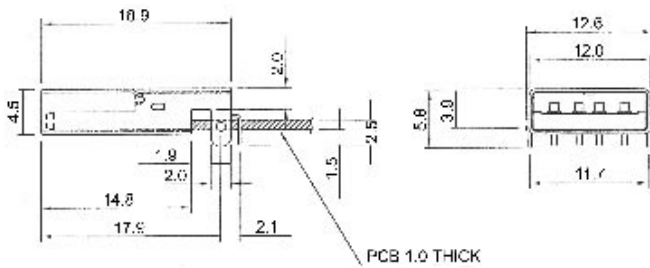
Contacts
Phosphorbronze, t=0.25mm

Shell
Brass t=0.3
Finish: Nickel Plated

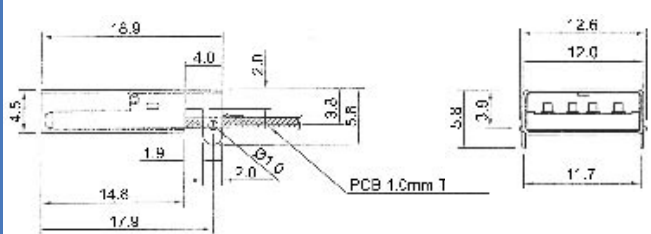
Withstanding voltage
500V AC (1min)

Insulation resistance
1000MΩ min.

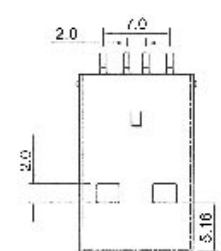
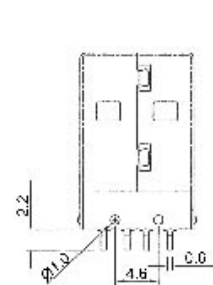
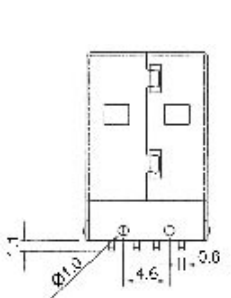
Rated voltage and current
1.5A at 250V AC minimum



DIP



SMT



Bestellcode : **A** - **USB** - **A** - **x**
Ordercode :

Bitte „x“ durch die unten geeignete Optionen ersetzen
Please replace „x“ with appropriate options listed below

1.

1.

Ausführung
LP -DIP
LP/SMT -SMT

Version
LP -DIP
LP/SMT -SMT



Isolierkörper
PBT

Insulator
PBT

Kontakte
Phosphorbronze, t=0.25mm

Contacts
Phosphorbronze, t=0.25mm

Gehäuse
Messing t=0.3mm
Oberfläche: Vernickelt

Shell
Brass t=0.3
Finish: Nickel Plated

Durchschlagspannung
500V AC (1min)

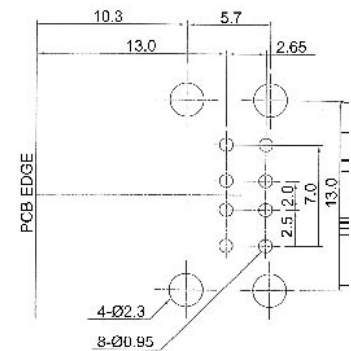
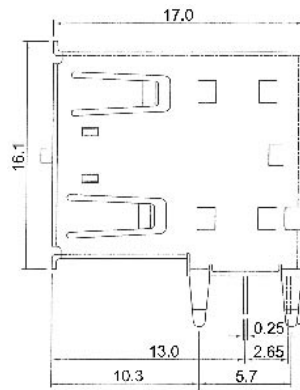
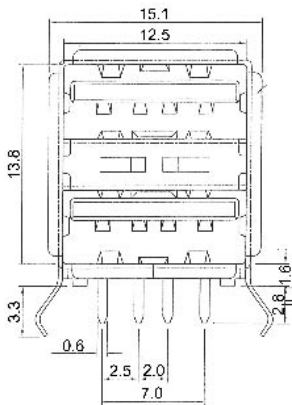
Withstanding voltage
500V AC (1min)

Isolationswiderstand
1000M Ω min.

Insulation resistance
1000M Ω min.

Nennspannung und Strom
1.5A bei 250V AC minimum

Rated voltage and current
1.5A at 250V AC minimum



Bestellcode : **A - USB - A - 2P**
Ordercode :

USB, version A, 3-Port



Isolierkörper

PBT

Insulator

PBT

Kontakte

Phosphorbronze, t=0.25mm

Contacts

Phosphorbronze, t=0.25mm

Gehäuse

Messing t=0.3mm
Oberfläche: Vernickelt

Shell

Brass t=0.3
Finish: Nickel Plated

Durchschlagspannung

500V AC (1min)

Withstanding voltage

500V AC (1min)

Isolationswiderstand

1000MΩ min.

Insulation resistance

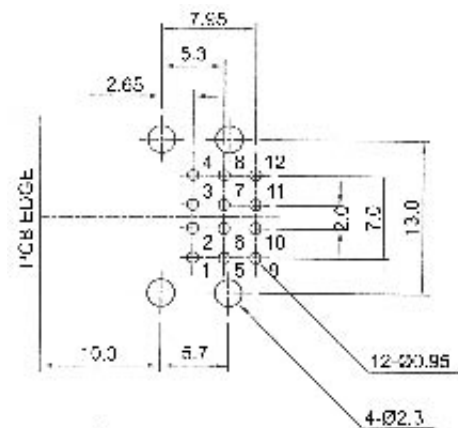
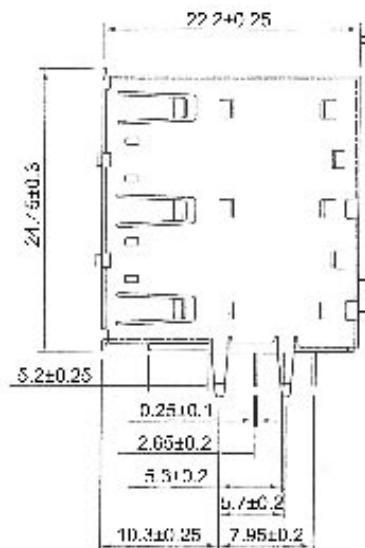
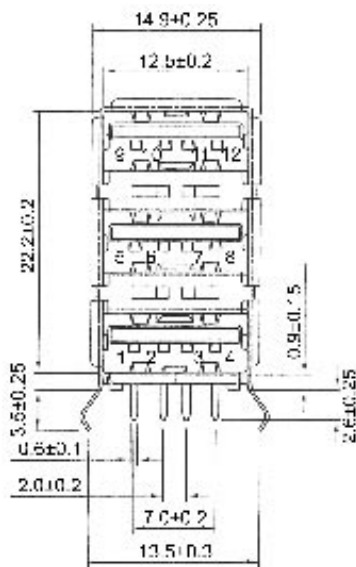
1000MΩ min.

Nennspannung und Strom

1.5A bei 250V AC minimum

Rated voltage and current

1.5A at 250V AC minimum



Bestellcode : **A - USB - A - 3P**
Ordercode :



E/LP-Version



LP-Version

Isolierkörper
PBT

Kontakte
Phosphorbronze, t=0.25mm

Insulator
PBT

Contacts
Phosphorbronze, t=0.25mm

Gehäuse
Messing t=0.3mm
Oberfläche: Vernickelt

Shell
Brass t=0.3
Finish: Nickel Plated

Durchschlagsspannung
500V AC (1min)

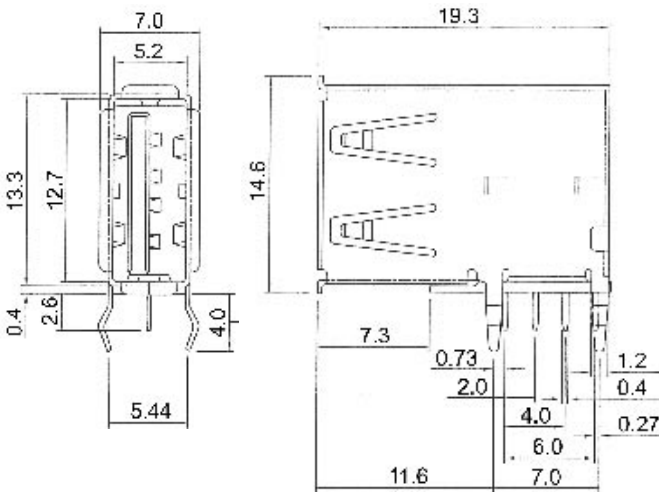
Withstanding voltage
500V AC (1min)

Isolationswiderstand
1000MΩ min.

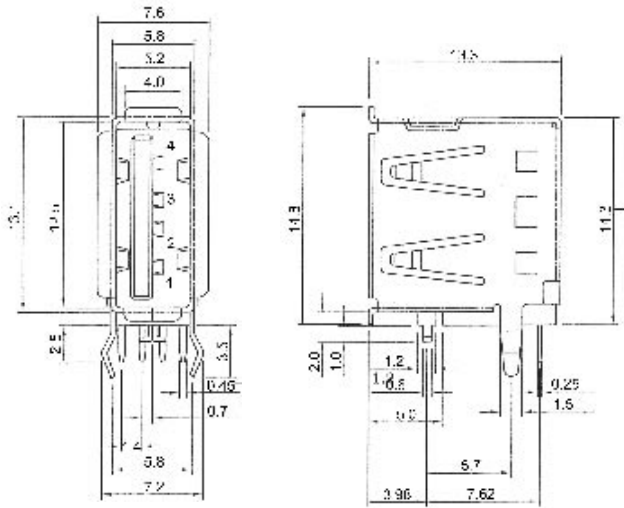
Insulation resistance
1000MΩ min.

Nennspannung und Strom
1.5A bei 250V AC minimum

Rated voltage and current
1.5A at 250V AC minimum



E



E/LP

Bestellcode : **A - USB - A - x**
 Ordercode : **A - USB - A - x**

Bitte „x“ durch die unten geeignete Optionen ersetzen
 Please replace „x“ with appropriate options listed below


1.

1.

Ausführung
 E -Vertikal, lange Bauform
 E/LP -Vertikal, kurze Bauform

Version
 E -vertical, long version
 E/LP -vertical, short version

USB, version B-Mini, 5-poles



Isolierkörper

Nylon PA9T

Insulator

Nylon PA9T

Kontakte

Phosphorbronze, t=0.25mm

Contacts

Phosphorbronze, t=0.25mm

Gehäuse

Messing t=0.3mm

Oberfläche: Vernickelt

Shell

Brass t=0.3

Finish: Nickel Plated

Durchschlagspannung

500V AC

Withstanding voltage

500V AC

Isolationswiderstand

1000MΩ min.

Insulation resistance

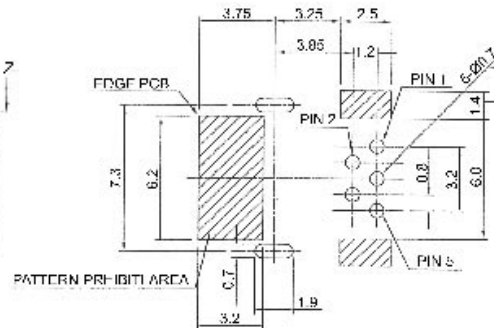
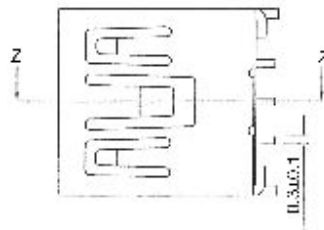
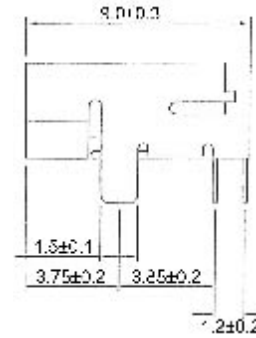
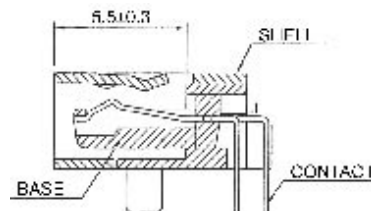
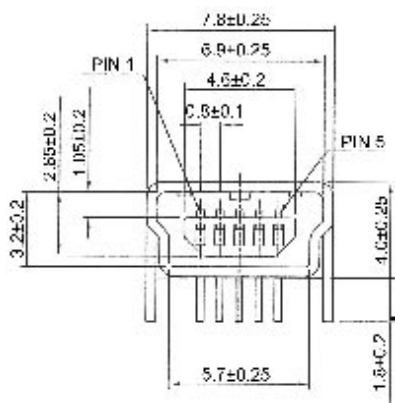
1000MΩ min.

Nennspannung und Strom

1.5A bei 250V AC minimum

Rated voltage and current

1.5A at 250V AC minimum



Bestellcode : **A - USBB - M5**
 Ordercode :



Isolierkörper

Nylon PA9T

Insulator

Nylon PA9T

Kontakte

Phosphorbronze, t=0.25mm

Contacts

Phosphorbronze, t=0.25mm

Gehäuse

Messing t=0.3mm
Oberfläche: Vernickelt

Shell

Brass t=0.3
Finish: Nickel Plated

Durchschlagspannung

500V AC

Withstanding voltage

500V AC

Isolationswiderstand

1000MΩ min.

Insulation resistance

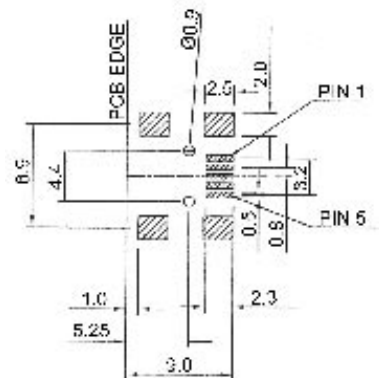
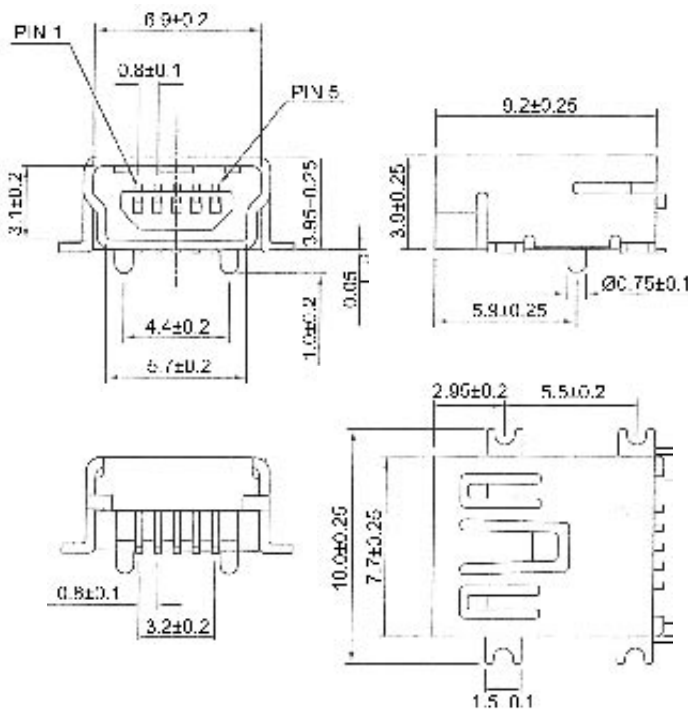
1000MΩ min.

Nennspannung und Strom

1.5A bei 250V AC minimum

Rated voltage and current

1.5A at 250V AC minimum



Bestellcode : **A - USBB - M5/SMD**
Ordercode :



Isolierkörper
PBT, Glasfaserverstärkt,
UL94V-0

Kontakte
Messing

Betriebstemperatur
-55°C bis + 85°C

Nennstrom
1,5A max.

Durchschlagspannung
500V AC

Isolationswiderstand
100 MΩ min.

Kontaktwiderstand
Gehäuse: 50mΩ max.
Kontakte: 30mΩ max.

Betriebsspannung
40V max.

Insulator
PBT, glassfilled,
UL94V-0

Contacts
Brass

Operating temperature
-55°C to +85°C

Current rating
1,5A max.

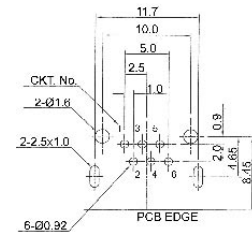
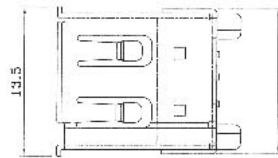
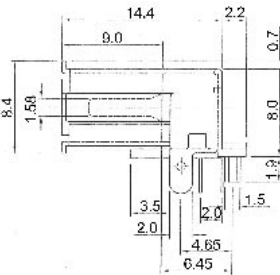
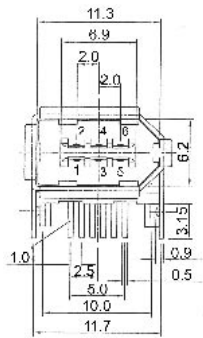
Withstanding voltage
500V AC

Insulation resistance
100 MΩ min.

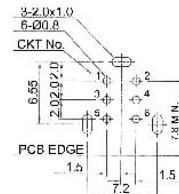
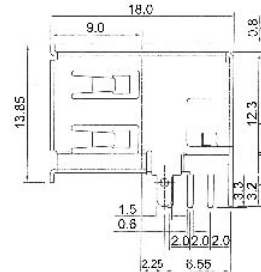
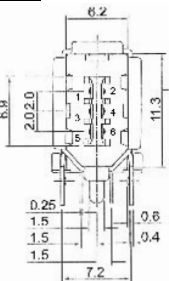
Contact resistance
Shell: 50mΩ max.
Contacts: 30mΩ max.

Voltage
40V max.

Horizontal



Vertikal



Bestellcode : **A - IE - x - DIP**
Ordercode :

Bitte „x“ durch die unten geeignete Optionen ersetzen
Please replace „x“ with appropriate options listed below

1.

1.

Ausführung
E -Vertikal
S -Horizontal

Version
E -Vertical
S -Horizontal

IEEE 1394, for PCB mounting, SMD version



Isolierkörper
Nylon PA9T, UL94V-0

Kontakte
Phosphor Bronze

Betriebstemperatur
-55°C bis +85°C

Nennstrom
1,5A max.

Durchschlagspannung
500V AC

Isolationswiderstand
100 MΩ min.

Kontaktwiderstand
Gehäuse: 50mΩ max.
Kontakte: 30mΩ max.

Betriebsspannung
40V max.

Insulator
Nylon PA9T, UL94V-0

Contacts
Phosphor Bronze

Operating temperature
-55°C to +85°C

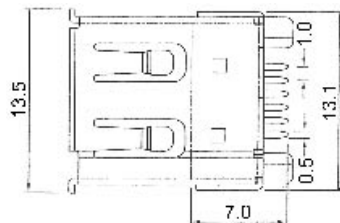
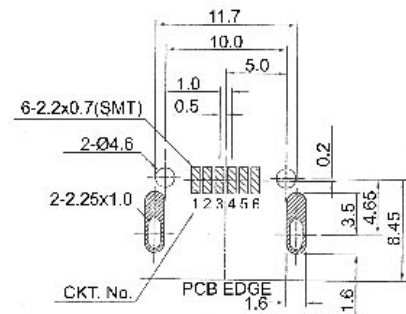
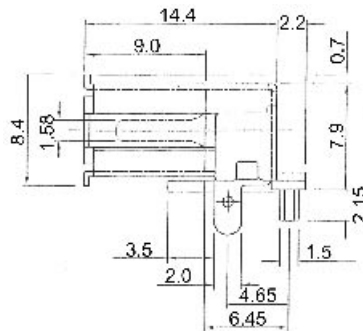
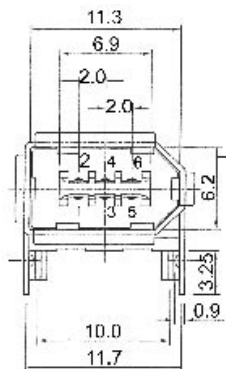
Current rating
1,5A max.

Withstanding voltage
500V AC

Insulation resistance
100 MΩ min.

Contact resistance
Shell: 50mΩ max.
Contacts: 30mΩ max.

Voltage
40V max.



Bestellcode : **A - IE - S - SMT**
Ordercode :



Bestellcode : **A - IEE - TOP**
 Ordercode :

IEEE 1394, für Leiterplattenmontage, 4-Polig, Mini-Ausführung

IEEE 1394, for PCB mounting, 4-poles, Mini-version



Bestellcode : **A - IEE - M4P**
 Ordercode :

IEEE 1394, für Leiterplattenmontage, 4-Polig, Mini-SMD-Ausführung

IEEE 1394, for PCB mounting, 4-poles, Mini-SMD-version



Bestellcode : **A - IEE - M4P - SMD**
 Ordercode :

IEEE 1394, für Leiterplattenmontage, 4-Polig, Mini-SMD-Ausführung, Low-Profile

IEEE 1394, for PCB mounting, 4-poles, Mini-SMD-version, low-Profile



Bestellcode : **A - IEE - M4P - SMD / LP**
 Ordercode :

Cable assemblies

Neben Standardkabeln fertigen wir Kabelkonfektionen speziell nach Kundenspezifikation.

Ein äußerst flexibles und kostengünstiges System von automatischer und manueller Fertigung bietet Ihnen

- wettbewerbsfähige Preise
- hohe Qualität mit 100% elektrischer Prüfung und Zertifizierung auf Wunsch
- Bedruckung von Kabel und Steckern



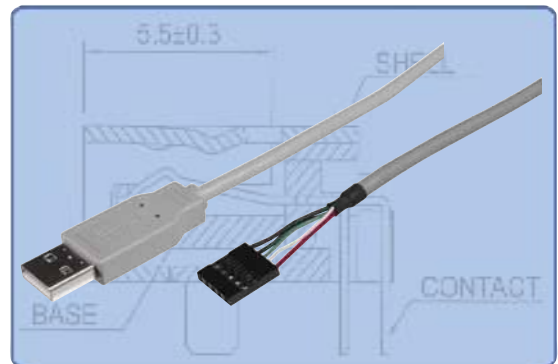

Senden Sie uns Ihre Anfrage.

Apart from standard cables, special cables can be assembled upon acc. to customers specification.

An extremely flexible and cost-effective system of automatic and manual production offers you

- competitive pricing
- high quality with 100% electrical testing and certification on request
- printing on cables and connectors

Please send your enquiry



CAT 5e UTP Patch Cable, GREY




Unshielded CAT 5e patch cable.
4 x 2 AWG 24/7, twisted pair, 100 Ohm.
2 x RJ45 male
Boot with kink protection and strain relief.

Cable and boot in GREY.



| | |
|--------------|--------|
| A-MCUP 80005 | 0,5 m |
| A-MCUP 80010 | 1,0 m |
| A-MCUP 80020 | 2,0 m |
| A-MCUP 80030 | 3,0 m |
| A-MCUP 80050 | 5,0 m |
| A-MCUP 80070 | 7,0 m |
| A-MCUP 80100 | 10,0 m |
| A-MCUP 80150 | 15,0 m |
| A-MCUP 80200 | 20,0 m |
| A-MCUP 80300 | 30,0 m |

CAT 5e UTP Patch Cable, RED



Unshielded CAT 5e patch cable.
4 x 2 AWG 24/7, twisted pair, 100 Ohm.
2 x RJ45 male
Boot with kink protection and strain relief.

Cable and boot in RED.

| | |
|----------------|--------|
| A-MCUP 80005/R | 0,5 m |
| A-MCUP 80010/R | 1,0 m |
| A-MCUP 80020/R | 2,0 m |
| A-MCUP 80030/R | 3,0 m |
| A-MCUP 80050/R | 5,0 m |
| A-MCUP 80070/R | 7,0 m |
| A-MCUP 80100/R | 10,0 m |
| A-MCUP 80150/R | 15,0 m |
| A-MCUP 80200/R | 20,0 m |
| A-MCUP 80300/R | 30,0 m |

CAT 5e UTP Patch Cable, BLUE




Unshielded CAT 5e patch cable.
4 x 2 AWG 24/7, twisted pair, 100 Ohm.
2 x RJ45 male
Boot with kink protection and strain relief.

Cable and boot in BLUE.

| | |
|----------------|--------|
| A-MCUP 80005/B | 0,5 m |
| A-MCUP 80010/B | 1,0 m |
| A-MCUP 80020/B | 2,0 m |
| A-MCUP 80030/B | 3,0 m |
| A-MCUP 80050/B | 5,0 m |
| A-MCUP 80070/B | 7,0 m |
| A-MCUP 80100/B | 10,0 m |
| A-MCUP 80150/B | 15,0 m |
| A-MCUP 80200/B | 20,0 m |
| A-MCUP 80300/B | 30,0 m |

CAT 5e UTP Patch Cable, YELLOW



Unshielded CAT 5e patch cable.
4 x 2 AWG 24/7, twisted pair, 100 Ohm.
2 x RJ45 male
Boot with kink protection and strain relief.

Cable and boot in YELLOW.

| | |
|----------------|--------|
| A-MCUP 80005/Y | 0,5 m |
| A-MCUP 80010/Y | 1,0 m |
| A-MCUP 80020/Y | 2,0 m |
| A-MCUP 80030/Y | 3,0 m |
| A-MCUP 80050/Y | 5,0 m |
| A-MCUP 80070/Y | 7,0 m |
| A-MCUP 80100/Y | 10,0 m |
| A-MCUP 80150/Y | 15,0 m |
| A-MCUP 80200/Y | 20,0 m |
| A-MCUP 80300/Y | 30,0 m |

CAT 5e UTP Patch Cable, GREEN



Unshielded CAT 5e patch cable.
4 x 2 AWG 24/7, twisted pair, 100 Ohm.
2 x RJ45 male
Boot with kink protection and strain relief.

Cable and boot in GREEN.

| | |
|----------------|--------|
| A-MCUP 80005/G | 0,5 m |
| A-MCUP 80010/G | 1,0 m |
| A-MCUP 80020/G | 2,0 m |
| A-MCUP 80030/G | 3,0 m |
| A-MCUP 80050/G | 5,0 m |
| A-MCUP 80070/G | 7,0 m |
| A-MCUP 80100/G | 10,0 m |
| A-MCUP 80150/G | 15,0 m |
| A-MCUP 80200/G | 20,0 m |
| A-MCUP 80300/G | 30,0 m |

CAT 5e FTP Patch Cable, GREY



Foil shielded CAT 5e patch cable.
4 x 2 AWG 26/7, twisted pair, 100 Ohm.
2 x RJ45 male
Boot with kink protection and strain relief.

Cable and boot in GREY.



| | |
|--------------|--------|
| A-MCSP 80005 | 0,5 m |
| A-MCSP 80010 | 1,0 m |
| A-MCSP 80020 | 2,0 m |
| A-MCSP 80030 | 3,0 m |
| A-MCSP 80050 | 5,0 m |
| A-MCSP 80070 | 7,0 m |
| A-MCSP 80100 | 10,0 m |
| A-MCSP 80150 | 15,0 m |
| A-MCSP 80200 | 20,0 m |
| A-MCSP 80300 | 30,0 m |

CAT 5e FTP Patch Cable, RED




Foil shielded CAT 5e patch cable.
4 x 2 AWG 26/7, twisted pair, 100 Ohm.
2 x RJ45 male
Boot with kink protection and strain relief.

Cable and boot in RED.

| | |
|----------------|--------|
| A-MCSP 80010/R | 1,0 m |
| A-MCSP 80020/R | 2,0 m |
| A-MCSP 80030/R | 3,0 m |
| A-MCSP 80050/R | 5,0 m |
| A-MCSP 80070/R | 7,0 m |
| A-MCSP 80100/R | 10,0 m |

CAT 5e FTP Patch Cable, BLUE



Foil shielded CAT 5e patch cable.
4 x 2 AWG 26/7, twisted pair, 100 Ohm.
2 x RJ45 male
Boot with kink protection and strain relief.

Cable and boot in BLUE.

| | |
|----------------|--------|
| A-MCSP 80010/B | 1,0 m |
| A-MCSP 80020/B | 2,0 m |
| A-MCSP 80030/B | 3,0 m |
| A-MCSP 80050/B | 5,0 m |
| A-MCSP 80070/B | 7,0 m |
| A-MCSP 80100/B | 10,0 m |

CAT 5e Patch & Crossover Cables

CAT 5e FTP Patch Cable, YELLOW

Foil shielded CAT 5e patch cable.
4 x 2 AWG 26/7, twisted pair, 100 Ohm.
2 x RJ45 male
Boot with kink protection and strain relief.

Cable and boot in YELLOW.




| | |
|----------------|--------|
| A-MCSP 80010/Y | 1,0 m |
| A-MCSP 80020/Y | 2,0 m |
| A-MCSP 80030/Y | 3,0 m |
| A-MCSP 80050/Y | 5,0 m |
| A-MCSP 80070/Y | 7,0 m |
| A-MCSP 80100/Y | 10,0 m |

CAT 5e FTP Patch Cable, GREEN

Foil shielded CAT 5e patch cable.
4 x 2 AWG 26/7, twisted pair, 100 Ohm.
2 x RJ45 male
Boot with kink protection and strain relief.

Cable and boot in GREEN.



| | |
|----------------|--------|
| A-MCSP 80010/G | 1,0 m |
| A-MCSP 80020/G | 2,0 m |
| A-MCSP 80030/G | 3,0 m |
| A-MCSP 80050/G | 5,0 m |
| A-MCSP 80070/G | 7,0 m |
| A-MCSP 80100/G | 10,0 m |

CAT 5e FTP Patch Cable, CROSSOVER

Foil shielded CAT 5e patch cable.
4 x 2 x AWG 26/7, twisted pair, 100 Ohm.
2 x RJ45 male, shielded.
Boot with kink protection and strain relief.

Cable in GREY, boot in GREEN.



| | |
|--------------|-------|
| A-MCKP 80003 | 0,3 m |
| A-MCKP 80005 | 0,5 m |
| A-MCKP 80010 | 1,0 m |
| A-MCKP 80020 | 2,0 m |
| A-MCKP 80030 | 3,0 m |

CAT 5e FTP Patch Cable, CROSSOVER

Foil shielded CAT 5e patch cable.
4 x 2 x AWG 26/7, twisted pair, 100 Ohm.
2 x RJ45 male, shielded.
Boot with kink protection and strain relief.

Cable in GREY, boot in GREEN.



| | |
|--------------|--------|
| A-MCKP 80050 | 5,0 m |
| A-MCKP 80100 | 10,0 m |
| A-MCKP 80150 | 15,0 m |
| A-MCKP 80200 | 20,0 m |
| A-MCKP 80300 | 30,0 m |

CAT 5e SFTP Patch Cable, GREY

Foil and braid shielded CAT 5e patch cable.
4 x 2 AWG 26/7, twisted pair, 100 Ohm.
2 x RJ45 male
Boot with kink protection and strain relief.

Cable and boot in GREY.



| | |
|--------------|--------|
| A-MCSP 80005 | 0,5 m |
| A-MCSP 80010 | 1,0 m |
| A-MCSP 80020 | 2,0 m |
| A-MCSP 80030 | 3,0 m |
| A-MCSP 80050 | 5,0 m |
| A-MCSP 80070 | 7,0 m |
| A-MCSP 80100 | 10,0 m |
| A-MCSP 80150 | 15,0 m |
| A-MCSP 80200 | 20,0 m |
| A-MCSP 80300 | 30,0 m |

CAT 5e SFTP Patch Cable, RED

Foil and braid shielded CAT 5e patch cable.
4 x 2 AWG 26/7, twisted pair, 100 Ohm.
2 x RJ45 male
Boot with kink protection and strain relief.

Cable and boot in RED.



| | |
|----------------|--------|
| A-MCSP 80010/R | 1,0 m |
| A-MCSP 80020/R | 2,0 m |
| A-MCSP 80030/R | 3,0 m |
| A-MCSP 80050/R | 5,0 m |
| A-MCSP 80070/R | 7,0 m |
| A-MCSP 80100/R | 10,0 m |
| A-MCSP 80150/R | 15,0 m |
| A-MCSP 80200/R | 20,0 m |
| A-MCSP 80300/R | 30,0 m |

CAT 5e SFTP Patch Cable, BLUE

Foil and braid shielded CAT 5e patch cable.
4 x 2 AWG 26/7, twisted pair, 100 Ohm.
2 x RJ45 male
Boot with kink protection and strain relief.

Cable and boot in BLUE.



| | |
|----------------|--------|
| A-MCSP 80010/B | 1,0 m |
| A-MCSP 80020/B | 2,0 m |
| A-MCSP 80030/B | 3,0 m |
| A-MCSP 80050/B | 5,0 m |
| A-MCSP 80070/B | 7,0 m |
| A-MCSP 80100/B | 10,0 m |
| A-MCSP 80150/B | 15,0 m |
| A-MCSP 80200/B | 20,0 m |
| A-MCSP 80300/B | 30,0 m |

CAT 5e SFTP Patch Cable, YELLOW

Foil and braid shielded CAT 5e patch cable.
4 x 2 AWG 26/7, twisted pair, 100 Ohm.
2 x RJ45 male
Boot with kink protection and strain relief.

Cable and boot in YELLOW.



| | |
|----------------|--------|
| A-MCSP 80010/Y | 1,0 m |
| A-MCSP 80020/Y | 2,0 m |
| A-MCSP 80030/Y | 3,0 m |
| A-MCSP 80050/Y | 5,0 m |
| A-MCSP 80070/Y | 7,0 m |
| A-MCSP 80100/Y | 10,0 m |
| A-MCSP 80150/Y | 15,0 m |
| A-MCSP 80200/Y | 20,0 m |
| A-MCSP 80300/Y | 30,0 m |

CAT 5e SFTP Patch Cable, GREEN




Foil and braid shielded CAT 5e patch cable.
4 x 2 AWG 26/7, twisted pair, 100 Ohm.
2 x RJ45 male
Boot with kink protection and strain relief.

Cable and boot in GREEN.

| | |
|-----------------|--------|
| A-MCSSP 80010/G | 1,0 m |
| A-MCSSP 80020/G | 2,0 m |
| A-MCSSP 80030/G | 3,0 m |
| A-MCSSP 80050/G | 5,0 m |
| A-MCSSP 80070/G | 7,0 m |
| A-MCSSP 80100/G | 10,0 m |
| A-MCSSP 80150/G | 15,0 m |
| A-MCSSP 80200/G | 20,0 m |
| A-MCSSP 80300/G | 30,0 m |

CAT 5e SFTP Patch Cable CROSSOVER



Foil and braid shielded CAT 5e patch cable.
4 x 2 AWG 26/7, twisted pair, 100 Ohm.
2 x RJ45 male
Boot with kink protection and strain relief.

Cable GREY and hood GREEN.

| | |
|----------------|--------|
| A-MCKSSP 80005 | 0,5 m |
| A-MCKSSP 80010 | 1,0 m |
| A-MCKSSP 80020 | 2,0 m |
| A-MCKSSP 80030 | 3,0 m |
| A-MCKSSP 80050 | 5,0 m |
| A-MCKSSP 80100 | 10,0 m |
| A-MCKSSP 80150 | 15,0 m |
| A-MCKSSP 80200 | 20,0 m |
| A-MCKSSP 80300 | 30,0 m |

CAT 5e SFTP Patch Cable, GREY, Halogen-Free



Foil and braid shielded CAT 5e patch cable.
4 x 2 x AWG 26/7, twisted pair, 100 Ohm.
2 x RJ45 male, shielded.
Boot with kink protection and strain relief.

Cable and hood in GREY.

| | |
|----------------|--------|
| A-MCSSHP 80005 | 0,5 m |
| A-MCSSHP 80010 | 1,0 m |
| A-MCSSHP 80020 | 2,0 m |
| A-MCSSHP 80030 | 3,0 m |
| A-MCSSHP 80050 | 5,0 m |
| A-MCSSHP 80070 | 7,0 m |
| A-MCSSHP 80100 | 10,0 m |
| A-MCSSHP 80200 | 20,0 m |

CAT 6 UTP Patch Cable, GREY



Unshielded CAT 6 patch cable.
4 x 2 x AWG 24/7, twisted pair, 100 Ohm.
2 x RJ45 male
Boot with kink protection and strain relief.

Cable and boot in GREY.

| | |
|-------------|--------|
| A-MCU 60010 | 1,0 m |
| A-MCU 60020 | 2,0 m |
| A-MCU 60030 | 3,0 m |
| A-MCU 60050 | 5,0 m |
| A-MCU 60070 | 7,0 m |
| A-MCU 60100 | 10,0 m |
| A-MCU 60150 | 15,0 m |
| A-MCU 60200 | 20,0 m |
| A-MCU 60300 | 30,0 m |

CAT 6 UTP Patch Cable, RED




Unshielded CAT 6 patch cable.
4 x 2 x AWG 24/7, twisted pair, 100 Ohm.
2 x RJ45 male
Boot with kink protection and strain relief.

Cable and boot in RED.

| | |
|---------------|--------|
| A-MCU 60005/R | 0,5 m |
| A-MCU 60010/R | 1,0 m |
| A-MCU 60020/R | 2,0 m |
| A-MCU 60030/R | 3,0 m |
| A-MCU 60050/R | 5,0 m |
| A-MCU 60070/R | 7,0 m |
| A-MCU 60100/R | 10,0 m |

CAT 6 UTP Patch Cable, BLUE




Unshielded CAT 6 patch cable.
4 x 2 x AWG 24/7, twisted pair, 100 Ohm.
2 x RJ45 male
Boot with kink protection and strain relief.

Cable and boot in BLUE.

| | |
|---------------|--------|
| A-MCU 60005/B | 0,5 m |
| A-MCU 60010/B | 1,0 m |
| A-MCU 60020/B | 2,0 m |
| A-MCU 60030/B | 3,0 m |
| A-MCU 60050/B | 5,0 m |
| A-MCU 60070/B | 7,0 m |
| A-MCU 60100/B | 10,0 m |

CAT 6 UTP Patch Cable, YELLOW



Unshielded CAT 6 patch cable.
4 x 2 x AWG 24/7, twisted pair, 100 Ohm.
2 x RJ45 male
Boot with kink protection and strain relief.

Cable and boot in YELLOW.

| | |
|---------------|--------|
| A-MCU 60005/Y | 0,5 m |
| A-MCU 60010/Y | 1,0 m |
| A-MCU 60020/Y | 2,0 m |
| A-MCU 60030/Y | 3,0 m |
| A-MCU 60050/Y | 5,0 m |
| A-MCU 60070/Y | 7,0 m |
| A-MCU 60100/Y | 10,0 m |

CAT 6 UTP Patch Cable, GREEN



Unshielded CAT 6 patch cable.
4 x 2 x AWG 24/7, twisted pair, 100 Ohm.
2 x RJ45 male
Boot with kink protection and strain relief.

Cable and boot in GREEN.

| | |
|---------------|--------|
| A-MCU 60005/G | 0,5 m |
| A-MCU 60010/G | 1,0 m |
| A-MCU 60020/G | 2,0 m |
| A-MCU 60030/G | 3,0 m |
| A-MCU 60050/G | 5,0 m |
| A-MCU 60070/G | 7,0 m |
| A-MCU 60100/G | 10,0 m |


CAT 6 and CAT 7 Patch & Crossover Cables

| | |
|---------------|--------|
| A-MCSSL 60010 | 1,0 m |
| A-MCSSL 60020 | 2,0 m |
| A-MCSSL 60030 | 3,0 m |
| A-MCSSL 60050 | 5,0 m |
| A-MCSSL 60070 | 7,0 m |
| A-MCSSL 60100 | 10,0 m |
| A-MCSSL 60150 | 15,0 m |
| A-MCSSL 60200 | 20,0 m |
| A-MCSSL 60300 | 30,0 m |

CAT 6 SSTP Patch Cable, GREY

Pairs with foil and full braid shielding.
PIMF (Pairs in Metal Foil) patch cable.
4 x 2 x AWG 26/7, twisted pair, 100 Ohm.
2 x special RJ45 male, shielded.
Boot with kink protection and strain relief.

Cable and boot in GREY.



| | |
|-----------------|--------|
| A-MCSSL 60010/R | 1,0 m |
| A-MCSSL 60020/R | 2,0 m |
| A-MCSSL 60030/R | 3,0 m |
| A-MCSSL 60050/R | 5,0 m |
| A-MCSSL 60070/R | 7,0 m |
| A-MCSSL 60100/R | 10,0 m |

CAT 6 SSTP Patch Cable, RED

Pairs with foil and full braid shielding.
PIMF (Pairs in Metal Foil) patch cable.
4 x 2 x AWG 26/7, twisted pair, 100 Ohm.
2 x special RJ45 male, shielded.
Boot with kink protection and strain relief.

Cable and boot in RED.




| | |
|-----------------|--------|
| A-MCSSL 60010/B | 1,0 m |
| A-MCSSL 60020/B | 2,0 m |
| A-MCSSL 60030/B | 3,0 m |
| A-MCSSL 60050/B | 5,0 m |
| A-MCSSL 60070/B | 7,0 m |
| A-MCSSL 60100/B | 10,0 m |

CAT 6 SSTP Patch Cable, BLUE

Pairs with foil and full braid shielding.
PIMF (Pairs in Metal Foil) patch cable.
4 x 2 x AWG 26/7, twisted pair, 100 Ohm.
2 x special RJ45 male, shielded.
Boot with kink protection and strain relief.

Cable and boot in BLUE.



| | |
|-----------------|--------|
| A-MCSSL 60010/Y | 1,0 m |
| A-MCSSL 60020/Y | 2,0 m |
| A-MCSSL 60030/Y | 3,0 m |
| A-MCSSL 60050/Y | 5,0 m |
| A-MCSSL 60070/Y | 7,0 m |
| A-MCSSL 60100/Y | 10,0 m |

CAT 6 SSTP Patch Cable, YELLOW

Pairs with foil and full braid shielding.
PIMF (Pairs in Metal Foil) patch cable.
4 x 2 x AWG 26/7, twisted pair, 100 Ohm.
2 x special RJ45 male, shielded.
Boot with kink protection and strain relief.

Cable and boot in YELLOW.



| | |
|-----------------|--------|
| A-MCSSL 60010/G | 1,0 m |
| A-MCSSL 60020/G | 2,0 m |
| A-MCSSL 60030/G | 3,0 m |
| A-MCSSL 60050/G | 5,0 m |
| A-MCSSL 60070/G | 7,0 m |
| A-MCSSL 60100/G | 10,0 m |

CAT 6 SSTP Patch Cable, GREEN

Pairs with foil and full braid shielding.
PIMF (Pairs in Metal Foil) patch cable.
4 x 2 x AWG 26/7, twisted pair, 100 Ohm.
2 x special RJ45 male, shielded.
Boot with kink protection and strain relief.

Cable and boot in GREEN.



| | |
|---------------|--------|
| A-MCSSL 60010 | 1,0 m |
| A-MCSSL 60020 | 2,0 m |
| A-MCSSL 60030 | 3,0 m |
| A-MCSSL 60050 | 5,0 m |
| A-MCSSL 60070 | 7,0 m |
| A-MCSSL 60100 | 10,0 m |
| A-MCSSL 60150 | 15,0 m |
| A-MCSSL 60200 | 20,0 m |
| A-MCSSL 60300 | 30,0 m |

CAT 6 SSTP Patch Cable, GREY, Halogen-free

Pairs with foil and full braid shielding.
PIMF (Pairs in Metal Foil) patch cable.
4 x 2 x AWG 26/7, twisted pair, 100 Ohm.
2 x special RJ45 male, shielded.
Boot with kink protection and strain relief.
Cable in GREY.
Halogen-free.



| | |
|----------------|--------|
| A-MCKSSL 60010 | 1,0 m |
| A-MCKSSL 60020 | 2,0 m |
| A-MCKSSL 60030 | 3,0 m |
| A-MCKSSL 60050 | 5,0 m |
| A-MCKSSL 60070 | 7,0 m |
| A-MCKSSL 60100 | 10,0 m |
| A-MCKSSL 60150 | 15,0 m |
| A-MCKSSL 60200 | 20,0 m |
| A-MCKSSL 60300 | 30,0 m |

CAT 6 SSTP Patch Cable, CROSSOVER

Pairs with foil and full braid shielding.
PIMF (Pairs in Metal Foil) patch cable.
4 x 2 x AWG 26/7, twisted pair, 100 Ohm.
2 x special RJ45 male, shielded.
Boot with kink protection and strain relief.

Cable GREY and boot in green.



| | |
|----------------|--------|
| A-MCPITH 80010 | 1,0 m |
| A-MCPITH 80020 | 2,0 m |
| A-MCPITH 80030 | 3,0 m |
| A-MCPITH 80050 | 5,0 m |
| A-MCPITH 80070 | 7,0 m |
| A-MCPITH 80100 | 10,0 m |
| A-MCPITH 80150 | 15,0 m |
| A-MCPITH 80200 | 20,0 m |
| A-MCPITH 80300 | 30,0 m |


CAT 7 PIMF Patch Cable, GREY, Halogen-free

Pairs with foil and full braid shielding.
PIMF (Pairs in Metal Foil) patch cable.
4 x 2 x AWG 26/7, twisted pair, 100 Ohm.
2 x special RJ45 male, shielded.
Boot with kink protection and strain relief.

Cable and boot in GREY.




UTP Twisted Pair, CAT 5e Patch Cable



Unshielded CAT 5e patch cable.
4 x 2 AWG 24/7

| | |
|------------|------------|
| ATUP-P1T | PVC, 100 m |
| ATUP-P305T | PVC, 305 m |


UTP Twisted Pair, CAT 5e Installation Cable



Unshielded CAT 5e installation cable.
4 x 2 AWG 24/1

| | |
|------------|------------|
| ATUP-V1T | PVC, 100 m |
| ATUP-V125T | PVC, 125 m |
| ATUP-V305T | PVC, 305 m |


FTP Twisted Pair, CAT 5e Patch Cable



Foil shielded CAT 5e patch cable.
4 x 2 AWG 26/7

| | |
|------------|------------|
| ATFP-P1T | PVC, 100 m |
| ATFP-P305T | PVC, 305 m |


FTP Twisted Pair, CAT 5e Installation Cable



Foil shielded CAT 5e installation cable.
4 x 2 AWG 24/1

| | |
|------------|------------|
| ATFP-V1T | PVC, 100 m |
| ATFP-V305T | PVC, 305 m |


SFTP Twisted Pair, CAT 5e Patch Cable



Foil and braid shielded CAT 5e patch cable.
4 x 2 AWG 26/7

| | |
|-------------|------------|
| ATSFP-P1T | PVC, 100 m |
| ATSFP-P305T | PVC, 305 m |

SFTP Twisted Pair, CAT 5e Installation Cable




Foil and braid shielded CAT 5e installation cable.
4 x 2 AWG 24/1

ATSFP-VH1T and ATSFP-VH305T are halogen-free.

| | |
|--------------|------------|
| ATSFP-V1T | PVC, 100 m |
| ATSFP-V305T | PVC, 305 m |
| ATSFP-VH1T | PVC, 100 m |
| ATSFP-VH305T | PVC, 305 m |


UTP Twisted Pair, CAT 6 Patch Cable



Unshielded CAT 6 patch cable.
4 x 2 AWG 24/1

| | |
|------------|------------|
| ATU6-P1T | PVC, 100 m |
| ATU6-P305T | PVC, 305 m |

UTP Twisted Pair, CAT 6 Installation Cable



Unshielded CAT 6 installation cable.
4 x 2 AWG 23/1

| | |
|------------|------------|
| ATU6-V1T | PVC, 100 m |
| ATU6-V305T | PVC, 305 m |


CAT 7 Raw Cables

SSTP TwistedPair, CAT 6 Patch Cable

Pair shielded, AL laminated foil, full shield CU braid, CAT 6 patch cable, halogen-free.

4 x 2 x AWG 26/1

| | |
|---------------|-------|
| ATSSP6-PH1T | 100 m |
| ATSSP6-PH305T | 305 m |




SSTP Twisted Pair, CAT 6 Installation Cable

Pair shielded, AL laminated foil, full shield CU braid, CAT 6 installation cable, halogen-free.

4 x 2 x AWG 23/1

| | |
|---------------|-------|
| ATSSP6-VH1T | 100 m |
| ATSSP6-VH305T | 305 m |




PIMF Twisted Pair, CAT 7 Patch Cable

Pair shielded, AL laminated foil, full shield CU braid, CAT 7 patch cable, halogen-free.

4 x 2 x AWG 26/1

| | |
|-------------|-------|
| ATP7-PH305T | 305 m |
| ATP7-PH500T | 500 m |



PIMF Twisted Pair, CAT 7 Installation Cable

Pair shielded, AL laminated foil, full shield CU braid, CAT 7 installation cable, halogen-free.

4 x 2 x AWG 23/1

| | |
|-------------|-------|
| ATP7-VH305T | 305 m |
| ATP7-VH5T | 500 m |





Gehäuse
Polyester, glasfaserverstärkt

Housing
Glass filled polyester

Kontakte
Phosphorbronze

Contacts
Phosphorbronze

Kontaktoberfläche
6µ" Gold

Contact finish
6µ" gold plating

Betriebstemperaturbereich
-40°C bis +125°C

Operating temperature
-40°C to +125°C

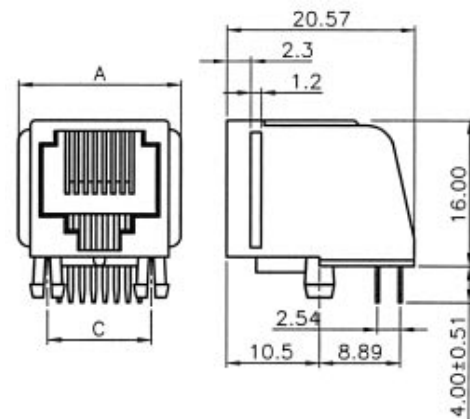
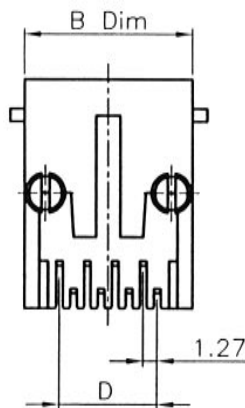
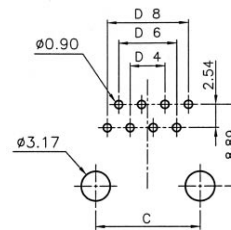
Stromennbelastung
1.5A

Current rating
1.5A

Betriebsspannung
125V AC eff

Voltage rating
125V AC rms

| Dimensions | | | | |
|-----------------|-------|-------|-------|------|
| No. of contacts | A | B | C | D |
| 4 (RJ11) | 13.72 | 11.18 | 7.62 | 3.81 |
| 6 (RJ12) | 15.75 | 13.21 | 10.16 | 6.35 |
| 8 (RJ45) | 17.78 | 15.24 | 11.43 | 8.89 |



Bestellcode : **A** - **2004** - **x**
Ordercode :

Bitte „x“ durch die unten geeignete Option ersetzen
Please replace „x“ with appropriate option listed below

1.

1.

Polzahl
0 -4 polig (RJ11)
1 -6 polig (RJ12)
2 -8 polig (RJ45)

No. of contacts
0 -4 poles (RJ11)
1 -6 poles (RJ12)
2 -8 poles (RJ45)

Modular Jacks, 90°, for PCB mounting, low profile



Gehäuse
Polyester, glasfaserverstärkt

Housing
Glass filled polyester

Kontakte
Phosphorbronze

Contacts
Phosphorbronze

Kontaktoberfläche
6µ" Gold

Contact finish
6µ" gold plating

Betriebstemperaturbereich
-40°C bis +125°C

Operating temperature
-40°C to +125°C

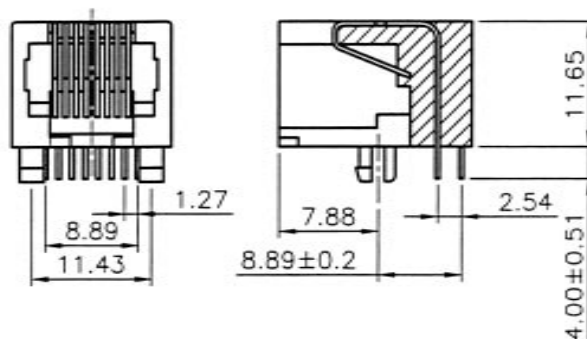
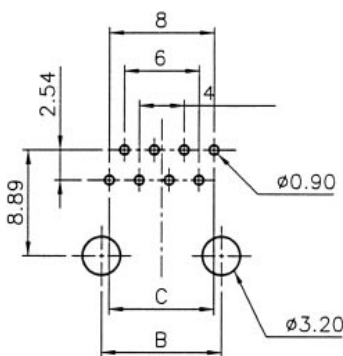
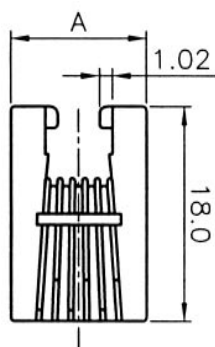
Stromennbelastung
1.5A

Current rating
1.5A

Betriebsspannung
125V AC eff.

Voltage rating
125V AC rms

| Dimensions | | | |
|-----------------|-------|-------|------|
| No. of contacts | A | B | C |
| 4 (RJ11) | 11.16 | 7.62 | 3.81 |
| 6 (RJ12) | 13.20 | 10.16 | 6.35 |
| 8 (RJ45) | 15.15 | 11.43 | 8.89 |



Bestellcode : **A** - **2004** - **x** - **LP**
Ordercode :

Bitte „x“ durch die unten geeignete Option ersetzen
Please replace „x“ with appropriate option listed below

1.

1.

Polzahl

- 0 -4 polig (RJ11)
- 1 -6 polig (RJ12)
- 2 -8 polig (RJ45)

No. of contacts

- 0 -4 poles (RJ11)
- 1 -6 poles (RJ12)
- 2 -8 poles (RJ45)



Gehäuse
Polyester, glasfaserverstärkt

Housing
Glass filled polyester

Kontakte
Phosphorbronze

Contacts
Phosphorbronze

Kontaktoberfläche
6µ" Gold

Contact finish
6µ" gold plating

Betriebstemperaturbereich
-40°C bis +125°C

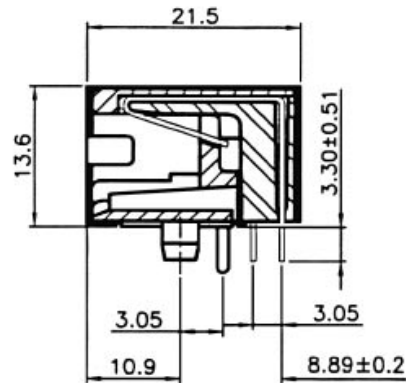
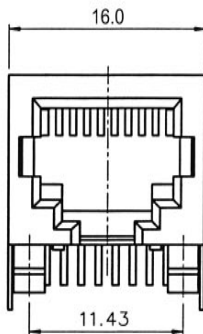
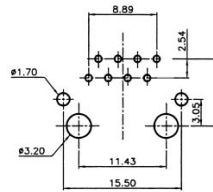
Operating temperature
-40°C to +125°C

Stromennbelastung
1.5A

Current rating
1.5A

Betriebsspannung
125V AC eff.

Voltage rating
125V AC rms



Bestellcode : **A - 2004 - x - LP / FS**
Ordercode :

Bitte „x“ durch die unten geeignete Option ersetzen
Please replace „x“ with appropriate option listed below

1.

1.

Polzahl
2 -8 polig (RJ45) Type C

No. of contacts
2 -8 poles (RJ45) Typ C

Modular Jacks, 90°, for PCB mounting, shielded



Gehäuse
Polyester, glasfaserverstärkt

Housing
Glass filled polyester

Kontakte
Phosphorbronze

Contacts
Phosphorbronze

Kontaktoberfläche
6µ" Gold

Contact finish
6µ" gold plating

Betriebstemperaturbereich
-40°C bis +125°C

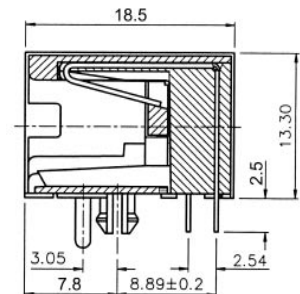
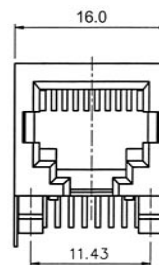
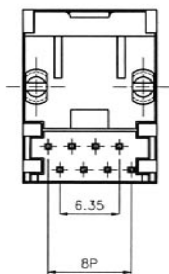
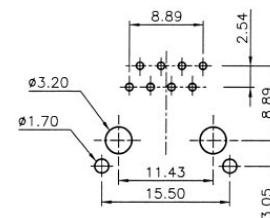
Operating temperature
-40°C to +125°C

Stromnennbelastung
1.5A

Current rating
1.5A

Betriebsspannung
125V AC eff.

Voltage rating
125V AC rms



Bestellcode : **A** - **2004** - **x** - **LPS**
Ordercode :

Bitte „x“ durch die unten geeignete Option ersetzen
Please replace „x“ with appropriate option listed below

1.

1.

Polzahl
2 -8 polig (RJ45)

No. of contacts
2 -8 poles (RJ45)



Gehäuse
Polyester, glasfaserverstärkt
UL 94V-0

Housing
Glass filled polyester
UL 94V-0

Kontakte
Phosphorbronze

Contacts
Phosphorbronze

Kontaktoberfläche
6µ" Gold

Contact finish
6µ" gold plating

Betriebstemperaturbereich
-40°C bis +125°C

Operating temperature
-40°C to +125°C

Stromennbelastung
1.5A

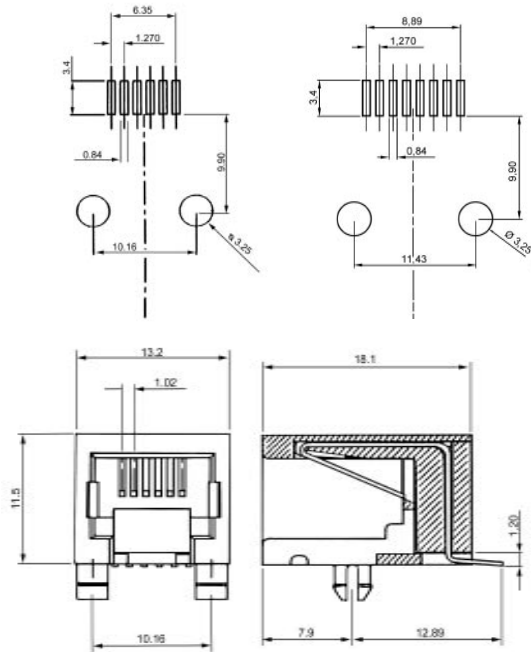
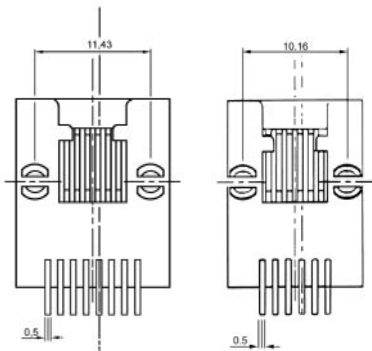
Current rating
1.5A

Betriebsspannung
125V AC eff

Voltage rating
125V AC rms

Verpackung
Stange

Packing
Tube



Bestellcode : **A** - **2004** - **x** - **LP** / **SMT**
Ordercode :

Bitte „x“ durch die unten geeignete Option ersetzen
Please replace „x“ with appropriate option listed below

1.

1.

Polzahl
1 -6 polig (RJ12)
2 -8 polig (RJ45)

No. of contacts
1 -6 poles (RJ12)
2 -8 poles (RJ45)

Modular Jacks, 90°, SMD-version



Gehäuse
Nylon, glasfaserverstärkt,
FR52, UL 94V-0

Kontakte
Phosphorbronze

Kontaktoberfläche
6µ" Gold

Betriebstemperaturbereich
-40°C bis +125°C

Stromennbelastung
1.5A

Betriebsspannung
125V AC eff

Verpackung
Rolle

Housing
Nylon, Glass filled,
FR52, UL 94V-0

Contacts
Phosphorbronze

Contact finish
6µ" gold plating

Operating temperature
-40°C to +125°C

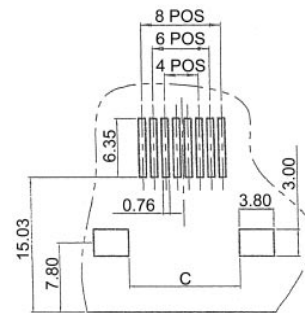
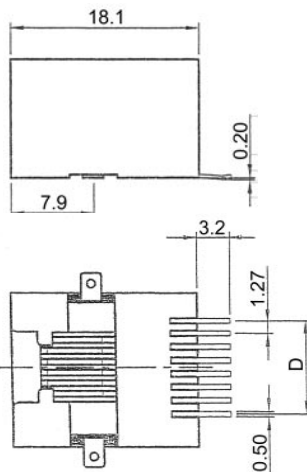
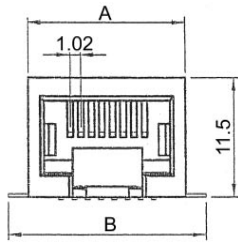
Current rating
1.5A

Voltage rating
125V AC rms

Packing
Reel

Dimensions

| No. of contacts | A | B | C | D |
|-----------------|-------|-------|-------|------|
| 4 (RJ11) | 11.20 | 14.80 | 8.20 | 3.81 |
| 6 (RJ12) | 13.20 | 16.95 | 10.35 | 6.35 |
| 8 (RJ45) | 15.10 | 18.98 | 12.38 | 8.89 |



Bestellcode : **A** - **2004** - **x** - **LP** - **SMD** - **A**
 Ordercode : **A** - **2004** - **x** - **LP** - **SMD** - **A**

Bitte „x“ durch die unten geeignete Option ersetzen
 Please replace „x“ with appropriate option listed below

1.

1.

Polzahl

0 -4 polig (RJ11)
 1 -6 polig (RJ12)*
 2 -8 polig (RJ45)*

No. of contacts

0 -4 poles (RJ11)
 1 -6 poles (RJ12)*
 2 -8 poles (RJ45)*

*Standard



Gehäuse
Nylon, glasfaserverstärkt,
FR52, UL 94V-0

Kontakte
Phosphorbronze

Kontakoberfläche
6µ" Gold

Betriebstemperaturbereich
-40°C bis +125°C

Stromennbelastung
1.5A

Betriebsspannung
125V AC eff

Verpackung
Rolle

Housing
Nylon, Glass filled,
FR52, UL 94V-0

Contacts
Phosphorbronze

Contact finish
6µ" gold plating

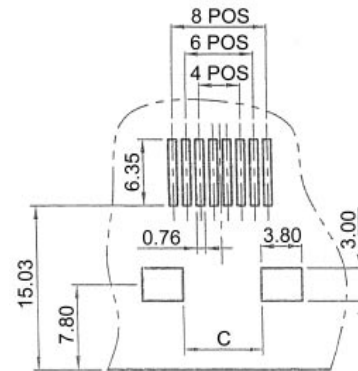
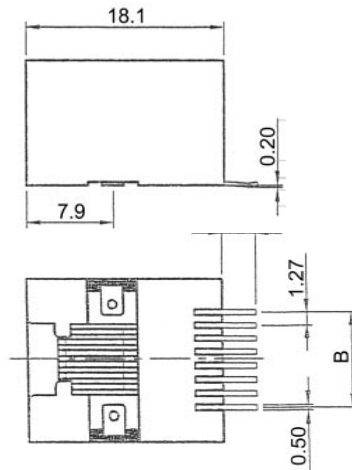
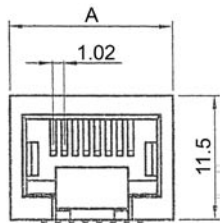
Operating temperature
-40°C to +125°C

Current rating
1.5A

Voltage rating
125V AC rms

Packing
Reel

| Dimensions | | | |
|-----------------|-------|------|------|
| No. of contacts | A | B | C |
| 4 (RJ11) | 11.20 | 3.81 | 3.20 |
| 6 (RJ12) | 13.20 | 6.35 | 5.40 |
| 8 (RJ45) | 15.10 | 8.89 | 7.38 |



Bestellcode : **A** - **2004** - **x** - **LP** - **SMD** - **B** Bitte „x“ durch die unten geeignete Option ersetzen
 Ordercode : **A** - **2004** - **x** - **LP** - **SMD** - **B** Please replace „x“ with appropriate option listed below

1.

1.

Polzahl
0 -4 polig (RJ11)
1 -6 polig (RJ12)*
2 -8 polig (RJ45)*

No. of contacts
0 -4 poles (RJ11)
1 -6 poles (RJ12)*
2 -8 poles (RJ45)*

*Standard

Modular Jacks, 180°, top entry



Gehäuse
Polyester, glasfaserverstärkt

Housing
Glass filled polyester

Kontakte
Phosphorbronze

Contacts
Phosphorbronze

Kontaktoberfläche
6µ" Gold

Contact finish
6µ" gold plating

Betriebstemperaturbereich
-40°C bis +125°C

Operating temperature
-40°C to +125°C

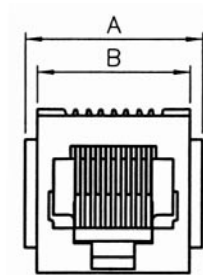
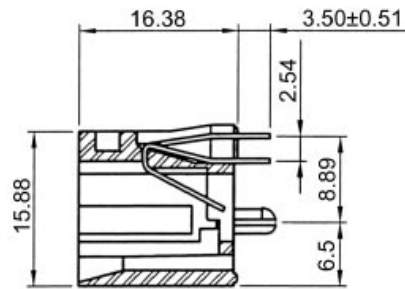
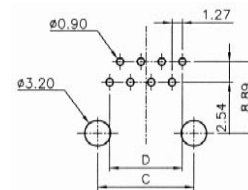
Stromennbelastung
1.5A

Current rating
1.5A

Betriebsspannung
125V AC eff

Voltage rating
125V AC rms

| Dimensions | | | | |
|-----------------|-------|-------|-------|------|
| No. of contacts | A | B | C | D |
| 4 (RJ11) | 13.97 | 11.43 | 7.62 | 3.81 |
| 6 (RJ12) | 16.00 | 13.46 | 10.16 | 6.35 |
| 8 (RJ45) | 17.84 | 15.36 | 11.43 | 8.89 |



Bestellcode : **A** - **2014** - **x**
Ordercode :

Bitte „x“ durch die unten geeignete Option ersetzen
Please replace „x“ with appropriate option listed below

1.

1.

Polzahl

- 0 -4 polig (RJ11)
- 1 -6 polig (RJ12)
- 2 -8 polig (RJ45)

No. of contacts

- 0 -4 poles (RJ11)
- 1 -6 poles (RJ12)
- 2 -8 poles (RJ45)



Gehäuse
Polyester, glasfaserverstärkt,
UL94V-0, Schwarz

Housing
Polyester, glass filled,
UL94V-0, Black

Kontakte
Phosphorbronze

Contacts
Phosphor bronze

Kontaktfläche
6µ" Gold

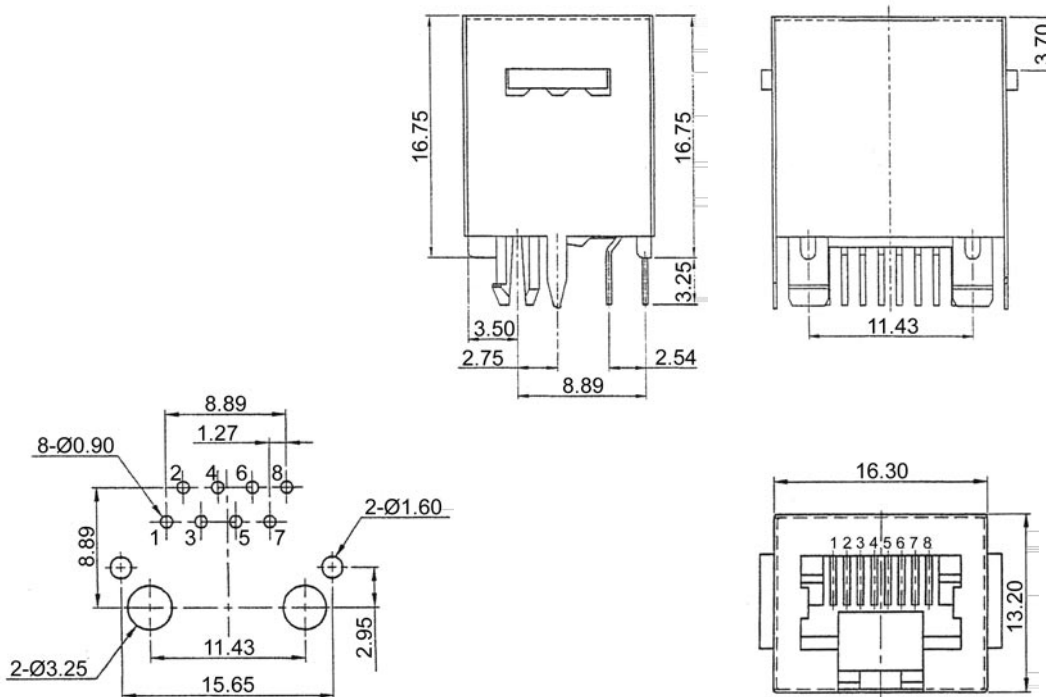
Contact finish
6µ" gold

Betriebstemperaturbereich
-40°C bis +125°C

Operating temperature
-40°C to +125°C

Strombelastbarkeit
1.5A

Current rating
1.5A



Bestellcode : **A - 2014 - x - LP/FS**
Ordercode :

Bitte „x“ durch die unten geeignete Option ersetzen
Please replace „x“ with appropriate option listed below

1.

1.

Polzahl
2 -8 polig (RJ45)

No. of contacts
2 -8 poles (RJ45)

Modular Jacks, 180°, for PCB mounting, SMD



Gehäuse
Polyester, glasfaserverstärkt
UL 94V-0

Housing
Glass filled polyester
UL 94V-0

Kontakte
Phosphorbronze

Contacts
Phosphorbronze

Kontaktoberfläche
6µ" Gold

Contact finish
6µ" gold plating

Betriebstemperaturbereich
-40°C bis +125°C

Operating temperature
-40°C to +125°C

Stromennbelastung
1.5A

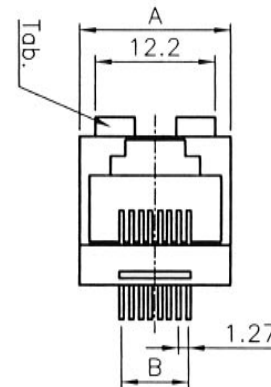
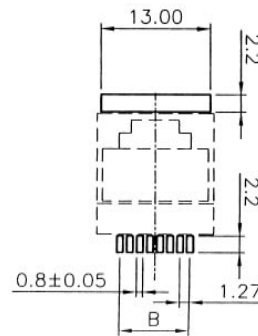
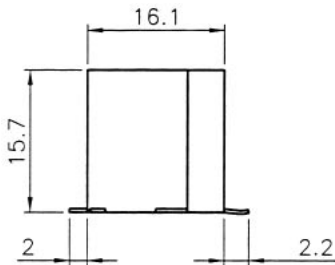
Current rating
1.5A

Betriebsspannung
125V AC eff.

Voltage rating
125V AC rms

Dimensions

| No. of contacts | A | B |
|-----------------|-------|------|
| 6 (RJ12) | 13.20 | 6.35 |
| 8 (RJ45) | 15.24 | 8.89 |



Bestellcode : **A** - **2014** - **x** - **SMT**
Ordercode :

Bitte „x“ durch die unten geeignete Option ersetzen
Please replace „x“ with appropriate option listed below

1.

1.

Polzahl

- 1 -6 polig (RJ12)
- 2 -8 polig (RJ45)

No. of contacts

- 1 -6 poles (RJ12)
- 2 -8 poles (RJ45)

Außer den auf den vorhergehenden Seiten gezeigten Standardtypen können wir Ihnen eine große Anzahl unterschiedlichster Versionen anbieten.

Als bedeutender Lieferant der Telekommunikationsindustrie können wir Ihre technischen Probleme durch kundenspezifische Produkte lösen.


Um Ihnen zu helfen, die richtige Type und Ausführung zu finden, nutzen Sie bitte den Bestellschlüssel auf Seite 93. Bitte geben Sie bei Ihrer Anfrage möglichst alle Optionen und eine Stückzahl an, damit Sie ein umfassendes und promptes Angebot zu Ihrem Wunschtypen erhalten.

In addition to the standard types shown on the previous pages we can offer a large number of different versions.

Being an important supplier to the telecommunication industry we can solve your technical problems through a custom designed product solution.

In order to help you to find the right type and design, please use the ordercode on page 93. Please mention in your inquiry as much as possible incl. quantity and you will receive a complete and prompt quotation according to the requested type.

**Produktbeispiele:
Product Examples:**




Modular Jacks - Overview

| | | |
|-----|--|--|
| 1. | Ports 1 - 8 | Ports 1 - 8 |
| 2. | Positionen pro Port 4 -4 6 -6 8 -8 0 -10 | Positions per port 4 -4 6 -6 8 -8 0 -10 |
| 3. | Anzahl der Kontakte 2 -2 4 -4 6 -6 8 -8 0 -10 | No. of contacts 2 -2 4 -4 6 -6 8 -8 0 -10 |
| 4. | Steckrichtung 0 -seitlich gesteckt (90°) 1 -von oben gesteckt (180°) 2 -von unten gesteckt (-180°) | Plug direction 0 -side entry (90°) 1 -top entry (180°) 2 -bottom entry (-180°) |
| 5. | Panel stop 0 -ohne Flansch 1 -mit Flansch | panelstop 0 -without flange 1 -with flange |
| 6. | Schirmung 0 -ungeschirmt 1 -geschirmt 2 -teilgeschirmt | Shielding 0 -not shielded 1 -shielded 2 -partial shielded |
| 7. | Lötverfahren 0 -Tauchlöt 1 -SMD | Solder type 0 -Dip solder 1 -SMT |
| 8. | Goldauflage 1 -6µ" 2 -15µ" 3 -30µ" | Gold plating 1 -6µ" 2 -15µ" 3 -30µ" |
| 9. | Ausführung 1 -Invers 0 -Normal | Version 1 -Invers 0 -Normal |
| 10. | 0 -Symetrisch 1 -DEC-Version | 0 -Symetric 1 -DEC-version |

Bitte „x“ durch die oben geeignete Option ersetzen - Please replace „x“ with appropriate option listed above

A - MJ - x - x - x - x - x - x - x - x - x - x

1. 2. 3. 4. 5. 6. 7. 8. 9. 10.



Diese Modularstecker sind geeignet für schnelle und einfache Selbstmontage.

These plugs are suitable for quick and simple connecting.

Verfügbare Ausführungen:

Available versions:

- Stecker für Rundkabel
- Stecker für Flachbabel (D-form)

- Plugs for roundcable
- Plugs for flatcable (D-form)

Bestellcode : **A** - **MO** - **x** - **x**
 Ordercode :

Bitte „x“ durch die unten geeignete Option ersetzen
 Please replace „x“ with appropriate option listed below

1. 2.

1.

Polzahl

4/4
6/4
6/6
8/8

No. of contacts

4/4
6/4
6/6
8/8

2.

Ausführung

SF -Flachkabel
 SR -Rundkabel
 SFS -mit Schirmung
 (nur 6/6&8/8)

Version

SF -Flatcable
 SR -Roundcable
 SFS -with shield
 (only 6/6&8/8)

DEC-Einbaubuchsen und Stecker nur auf Anfrage

DEC-Jacks and plugs only on request

Knickschutzhüllen für 8P8C Modularstecker Cable boots for 8P8C Modular Plugs



Diese Knickschutzhüllen für 8P8C Modularstecker, sind geeignet für geschirmte und ungeschirmte Modularstecker.
Nicht für Hirose-Typ!

These cable boots for 8P8C modular plugs, are suitable for shielded and non-shielded modular plugs.
Not for Hirose-Type!

Bestellcode : **A** - **MOT** - **x** - **8/8**
 Ordercode :

Bitte „x“ durch die unten geeignete Option ersetzen
 Please replace „x“ with appropriate option listed below

1.

1.

Farbe

R -Rot
 G -Grün
 B -Blau
 Y -Gelb
 E -Grau
 - -Schwarz

Colour

R -red
 G -green
 B -blue
 Y -yellow
 E -grey
 - -black

Modular communication cable, D-Form

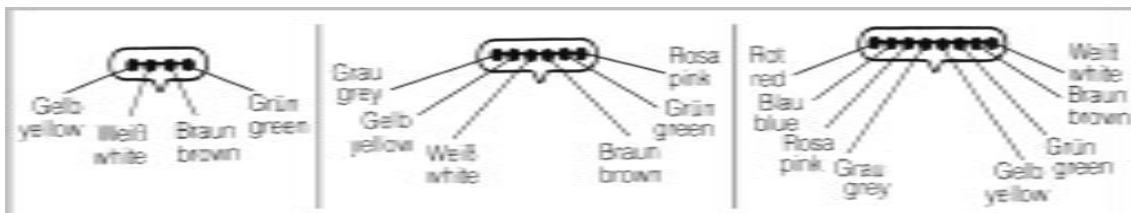


Merkmale:

- Modularkabel ungeschirmt
- AWG 26, mit 4, 6 oder 8 Adern
- 100m per Rolle
- Farbe : Schwarz mit farblich kodierten Leitungen

Features:

- Modular cable unshielded
- AWG 26, with 4, 6 or 8 wires
- 100m per reel
- Colour : Black with colour coded wires



Bestellcode : **AT - K - 18 - x**
 Ordercode :

Bitte „x“ durch die unten geeignete Option ersetzen
 Please replace „x“ with appropriate option listed below

1.

1.

Anzahl der Leitungen
 01 -4 adrig
 02 -6 adrig
 03 -8 adrig

No. of wires
 01 -4 wires
 02 -6 wires
 03 -8 wires

Andere Länge per Rolle, Ausführungen und Farben auf Anfrage

Other length per reel, versions and colours on request

Neben Standardkabeln fertigen wir Kabelkonfektionen speziell nach Kundenspezifikation.

Ein äußerst flexibles und kostengünstiges System von automatischer und manueller Fertigung bietet Ihnen

- wettbewerbsfähige Preise
- hohe Qualität mit 100% elektrischer Prüfung und Zertifizierung auf Wunsch
- Bedruckung von Kabel und Steckern





Senden Sie uns Ihre Anfrage.

Apart from standard cables, special cables can be assembled upon acc. to customers specification.

An extremely flexible and cost-effective system of automatic and manual production offers you

- competitive pricing
- high quality with 100% electrical testing and certification on request
- printing on cables and connectors


Please send your enquiry



Modular Connectors and Adapters

Modular Plugs for Round Cable

Various versions, shielded and unshielded types available.



| | |
|--------------|-----------------------------|
| A-MO 4/4 SR | RJ-11 4P4C, Unshielded |
| A-MO 6/4 SR | RJ-12 6P4C, Unshielded |
| A-MO 8/8 SR | RJ-45 8P8C, Unshielded |
| A-MO 8/8 SRS | RJ-45 8P8C, Shielded, CAT5e |

“Hirose” Quality Plug


Fully shielded with strain relief and kink protection boot (black), suitable for CAT 5e.



| | |
|--------------|-----------------------------|
| A-MO 8/8 HRS | CAT 5e, incl. Comb and Boot |
|--------------|-----------------------------|

CAT 6 Modular Plugs for Round Cable

- UL certified, tested according to LINK Performance class D.
- Up to 300 MHz, shielded and unshielded types available.
- Incl. hood color gray, suitable for CAT 6.



| | |
|---------------|------------------|
| A-MO6 8/8 SR | 8P8C, Unshielded |
| A-MO6 8/8 SRS | 8P8C, Shielded |

CAT 6 Modular Couplers


- 2 x RJ-45 female.
- Shielded version.
- Tested according to LINK Performance class D, cable length max. 2 x 30m.



| | |
|-----------------|------------------------|
| AT-AG6 8/8 | 8P8C, CAT 6 |
| AT-AG6 8/8CROSS | 8P8C, CAT 6, Crossover |

Modular Plugs for Flat Cable

Various designs, shielded and unshielded types available.



| | |
|--------------|-----------------------------|
| A-MO 4/4 SF | RJ-11 4P4C, Unshielded |
| A-MO 6/4 SF | RJ-12 6P4C, Unshielded |
| A-MO 6/6 SF | RJ-12 6P6C, Unshielded |
| A-MO 8/8 SF | RJ-45 8P8C, Unshielded |
| A-MO 8/8 SFS | RJ-45 8P8C, Shielded, CAT5e |

CAT 6 „Hirose“ Modular Plug

- Fully shielded with strain relief and kink protection boot (black).
- UL certified, tested according to LINK Performance class D.
- Up to 300 MHz, suitable for CAT 6.



| | |
|---------------|----------------------------|
| A-MO6 8/8 HRS | CAT 6, incl. Comb and Boot |
|---------------|----------------------------|

Modular Coupler

2 x RJ female, assignment 1:1, unshielded and shielded CAT 5e, and “Crossover”.



| | |
|----------------|-------------------------|
| AT-A 6/6 | 6P6C |
| AT-A 8/8 | 8P8C |
| AT-AG 8/8 | 8P8C, CAT 5e |
| AT-AA 6/6 | 6P6C, Crossover |
| AT-AG 8/8CROSS | 8P8C, CAT 5e, Crossover |

Modular Couplers, Shielded

Three RJ45 female, 8P8C, CAT 5e, available in unshielded and double shielded versions.



| | |
|-------------|----------------------------------|
| AT-AG 2x8/8 | 3 x RJ45 Female, Double Shielded |
| AT-AT 8/8 | 3 x RJ45 Female, Unshielded |

LSA+ Connection Box, CAT 5e

Connection box in metal plastic case for connection of twisted pair cables. The connection will be made via LSA+ strips. Integrated strain relief.



AT-ALSA-M Connection Box, CAT 5e, metal

Keystone Jack, Shielded

RJ 45 female for patch panel installation, CAT 5e, to RJ45 female or for cable connection via LSA+ strips with strain relief.



AT-AG KEY RJ45 to LSA+ Strip, CAT 5e
AT-AG PAN 2 x RJ45 Female, CAT 5e

CAT 6 Keystone Jack, Unshielded & Shielded


Tested according to LINK Performance class D, up to 300 MHz, UL certified, for patch panel snap-in mount.



AT-AG KEY6-U RJ45 to LSA+ Strip, unshielded
AT-AG KEY6-FS RJ45 to LSA+ Strip, shielded

LSA+ Connection Box, CAT 6

Connection box in metal case for connection of twisted pair cables. The connection will be made via LSA+ strips. Integrated strain relief.



AT-ALSA6-M Connection Box, CAT 6, metal

CAT 5e Patch Cable Adapters, Shielded

AT-AG Cx2 assignment:

CAT 5e, 1:1 assigned.

AT-AG Cx2 NEW assignment:


CAT 5e, 1-1, 2-2, 3-3, 4-1, 5-2, 6-6, 7-3, 8-6



AT-AG Cx2 2 x RJ45 female
AT-AG Cx2NEW 2 x RJ45 female

9-Pin DSUB Modular Adapter


Free selctable assignment, RJ ⇔ DSUB, PVC housing, color beige.



AT-23065 DSUB 9 Female ⇔ RJ12
AT-23066 DSUB 9 Male ⇔ RJ45
AT-23067 DSUB 9 Female ⇔ RJ45

DSUB ⇔ RJ45 Modular Adapter, Shielded


RJ45 female ⇔ DSUB 9 or DSUB 25, shielded boots, with thumb screws, 9-wire (8 x connection, 1 x shielding).



AT-23256-9 DSUB 9 Male ⇔ RJ45
AT-23257-9 DSUB 9 Female ⇔ RJ45

25-Pin DSUB Modular Adapter

Free selctable assignment, RJ ⇔ DSUB, PVC housing, color beige.



AT-23054 DSUB 25 Male ⇔ RJ45
AT-23055 DSUB 25 Female ⇔ RJ45

LSA+ Terminal Block Pressing Tool, Crimping Tools

LSA+ Punch Down Tool

Punch down tool for "Krone" LSA+ strips, cable insulation and cutting of the extending cable ends. Pressure adjustable.



A-LSA-K Krone LSA+ Punch Down Tool
A-LSA-NEW1 LSA+ Punch Down Tool


High quality pressing tool for "Type 110" terminal blocks and Keystone jacks.



A-LSA Terminal Block Pressing Tool

MULTI Modular Crimping Tool, Solid Metal

MULTI crimping tool incl. cable cutter and insulation stripper. Crimps 8P8C-RJ45; 6P6C-RJ12; 6P4C-RJ11; 4P4C; 4P2C; & 6P6C-DEC; and shielded 8P8C-RJ45, modular plugs.



A-SK MMI MULTI Modular Crimping Tool

Modular Crimping Tool

Installation tool for modular plugs and for cutting and stripping cable insulation.



A-SK 311I Modular Crimping Tool for 6P4C and 6P6C
A-SK 312I Modular Crimping Tool for 8P8C

PREMIUM Modular Crimping Tool


Installation tool for modular plugs and for stripping insulation and cutting the cable. Robust metal design.



A-SK 314I Crimping Tool for 4P4C and 6P4C
A-SK 315I Crimping Tool for 6P4C and 8P8C

Modular Crimping Tool for "Hirose" Plugs

Contacts, strain relief and latches are crimped in one step.



A-SK HRS Crimping Tool for "Hirose" Plugs

Crimping Tool For Coaxial Plugs

For BNC, TNC, UHF, N, Twinax contacts, RG58, RG62, etc. Inner wire \varnothing 0.3 - 0.7 mm / outer \varnothing 5 - 5.15 mm.



A-SK 10 Crimping Tool for Coaxial Plugs

Modular Tool Set in Case

Consists of A-SK MM (multi modular crimping tool) and A-SK 50 (stripper) together with a plastic case with compartments for 20 x 8P8C plugs, 20 x 6P6C and 40 x 4P4C (unshielded plugs included).



A-SK KIT1 Modular Tool Set

Modular Cable Tester, RJ45 & BNC

- Test function for cables with RJ45, RJ12, RJ11 male plugs.
- Tests: continuity, assignment, pairing and shielding.
- Line / voltage detection.
- Main device with 2 x RJ45, 1 x BNC female, remote unit with 1 x RJ45, female.
- Even already laid cable can be tested with the remote unit.
- Various LEDs for status display, operates with 9 Volt block battery.
- Includes synthetic leather carry case.



ACT-LAN-CT

Modular Cable Tester, RJ45 & BNC

Network Cable Tester, RJ45 & BNC

- Test function for cable with RJ45/11 UTP/STP and BNC male plugs, patch panels and modular wall Outlets.
- Coaxial cable test with BNC adapter.
- Manual or automatic testing.
- Tests: continuity, assignment, shielding and pairing as per EIA/TIA 356A / 568A / 568B / Token Ring.
- Main device with 2 x RJ45 female, remote unit with 1 x RJ45 female.
- Even already laid cable can be tested with the remote unit.
- Includes carry case and BNC adapter.



ACT-LAN-PRO

Network Cable Tester, RJ45 & BNC

Premium Network Cable Tester, RJ45, BNC

- Backlit LCD display.
- 2 x RJ45 connections
- Remote unit with 1 x RJ45 connection.
- Preset test modes for 10(100)Base-T, Token Ring, TP-PMD, AT&T 258A, EIA/TIA-568A/B USOC, 10Base-2 (BNC).
- 4 additional user test modes can be configured.
- Tests assignment, pairs, connection and shielding.
- Terminator loopback test, cable testing with up to 16 remote units.
- Automatic cable identification.
- Delivery includes 2 RJ45 / BNC adapters, 30 cm patch cable and storage bag.



ACT-LCS-400

Premium Network Cable Tester

ACT-TERM4004

Set, 3 Remote Module (ID2-4)

ACT-TERM4008

Set, 4 Remote Module (ID5-8)

DIGITUS Network and Communication Cable Tester, RJ45 and BNC

- Test function for cables with RJ45, RJ12, RJ11 and BNC male plugs.
- Auto-scan and step by step testing.
- Test notes:
 - loop-back: for testing and localising of already laid network or communication cables.
 - continuity: for continuity testing of network and communication cables.
 - open: for localising of disconnected single wires.
 - shorts: locating of short-circuited single wires.
 - miss-wire: identification of non-conform wire assignment.
 - pin to pin configuration: assignment testing.
- Main device with 2 x RJ45 female, remote unit with 1 x RJ45 female.
- Various LEDs for status display, operation with 9 Volt block battery.
- Deliverr includes two-language manual and modular BNC adapter.



DN-14001

Cable Tester, RJ-45 and BNC


| Part. No. | Con-sole | PCs | Connection Type | Cable | Housing Type | KB / Mouse Emulation | On Screen Display | Daisy Chain | Max. Video Resolution | Special Features | Page No. |
|---------------|----------|-----|-----------------|----------------|--------------|----------------------|-------------------|-------------|-----------------------|----------------------|----------|
| DC MPC 2000 | 1 | 2 | PS/2 | Cable included | Mini | yes | no | no | 1600 x 1200 | | 71 |
| DC IC612 | 1 | 2 | PS/2 | Cable included | Mini | yes | no | no | 1920 x 1440 | | 71 |
| DC IC614 | 1 | 4 | PS/2 | Cable included | Mini | yes | no | no | 1920 x 1440 | | 71 |
| DC IC812I | 1 | 2 | PS/2 | D1 | Desktop | yes | no | 64 PC | 1920 x 1440 | | 71 |
| DC IC814I | 1 | 4 | PS/2 | D1 | Desktop | yes | no | 64 PC | 1920 x 1440 | | 71 |
| DC IC818I | 1 | 8 | PS/2 | D1 | Desktop | yes | no | 64 PC | 1920 x 1440 | | 71 |
| DC IC812IA | 1 | 2 | PS/2 | Cable included | Desktop | yes | no | 64 PC | 1920 x 1440 | Audio | 71 |
| DC IC814IA | 1 | 4 | PS/2 | Cable included | Desktop | yes | no | 64 PC | 1920 x 1440 | Audio | 71 |
| DC IC818I-OSD | 1 | 8 | PS/2 | D1 | Desktop | yes | yes | 64 PC | 1920 x 1440 | | 72 |
| DC IC8116I | 1 | 16 | PS/2 | D2 | Desktop | yes | yes | 64 PC | 1920 x 1440 | | 72 |
| DC USB102 | 1 | 2 | USB | D3 | Desktop | no | no | no | 1280 x 1024 | Hot Key, USB 1.1 Hub | 70 |
| DC USB104 | 1 | 4 | USB | D3 | Desktop | no | no | no | 1280 x 1024 | Hot Key, USB 1.1 Hub | 70 |
| AB DVI-102 | 1 | 2 | PS/2 | U1 | Desktop | yes | no | no | 1600 x 1200 | only for DIGITAL TFT | 72 |
| AB DVI-104 | 1 | 4 | PS/2 | U1 | Desktop | yes | no | no | 1600 x 1200 | only for DIGITAL TFT | 72 |

Overview for Digitus and DVI KVM Switch Cable

The following KVM Switches are shipped with all necessary cable:
DC MPC2000, DC IC612, DC IC614, DC IC812IA, DC IC814IA


DC IC812I, DC IC814I, DC IC818I, DC IC818I-OSD

| | | |
|-----------|-------------------------------------|-------|
| AK 806/LC | 4 X MINIDIN 6 M/M, 2 X HDSUB 15 M/F | 1,8m |
| AK 807/LC | 4 X MINIDIN 6 M/M, 2 X HDSUB 15 M/F | 3,0m |
| AK 80605 | 4 X MINIDIN 6 M/M, 2 X HDSUB 15 M/F | 5,0m |
| AK 80607 | 4 X MINIDIN 6 M/M, 2 X HDSUB 15 M/F | 7,0m |
| AK 80610 | 4 X MINIDIN 6 M/M, 2 X HDSUB 15 M/F | 10,0m |



DC IC8116I

| | | |
|--------------|---|-------|
| AK 8116-018 | DSUB 26 M - 2 X MINIDIN 6 M/M, 1 X HDSUB 15 M | 1,8m |
| AK 8116-030 | DSUB 26 M - 2 X MINIDIN 6 M/M, 1 X HDSUB 15 M | 3,0m |
| AK 8116-050 | DSUB 26 M - 2 X MINIDIN 6 M/M, 1 X HDSUB 15 M | 5,0m |
| AK 8116-070 | DSUB 26 M - 2 X MINIDIN 6 M/M, 1 X HDSUB 15 M | 7,0m |
| AK 8116-0100 | DSUB 26 M - 2 X MINIDIN 6 M/M, 1 X HDSUB 15 M | 10,0m |



DC USB102, DC USB104

| | |
|----------|--------------------------------|
| AK 672-1 | USB A/M - USB B/M, 1,0 m |
| AK 672 | USB A/M - USB B/M, 2,0 m |
| AK 672-3 | USB A/M - USB B/M, 3,0 m |
| AK 672-5 | USB A/M - USB B/M, 5,0 m |
| AK 3220X | HDSUB 15/F - HDSUB 15/M, 1,8m |
| AK 3730X | HDSUB 15/F - HDSUB 15/M, 3,0m |
| AK 3740X | HDSUB 15/F - HDSUB 15/M, 5,0m |
| AK 3750X | HDSUB 15/F - HDSUB 15/M, 10,0m |



DC VS812, DC VS814, DC VS818, DC VS8116, DC VS812PF, DC VS814PF, DC VS818PF, DC VS8116PF

| | |
|----------|--------------------------------|
| AK 3220X | HDSUB 15/F - HDSUB 15/M, 1,8m |
| AK 3730X | HDSUB 15/F - HDSUB 15/M, 3,0m |
| AK 3740X | HDSUB 15/F - HDSUB 15/M, 5,0m |
| AK 3750X | HDSUB 15/F - HDSUB 15/M, 10,0m |

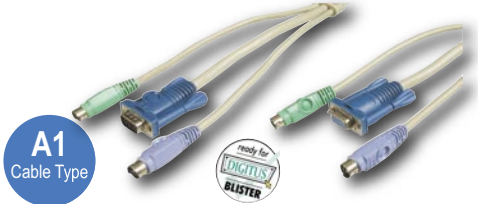


AB DVI-102, AB DVI-104

| | |
|------------|---------------------------------------|
| AK 626 | DVI-D(24+1)/M - DVI-D (24+1)/F, 2,0m |
| AK 626-3 | DVI-D(24+1)/M - DVI-D (24+1)/F, 3,0m |
| AK 626-5 | DVI-D(24+1)/M - DVI-D (24+1)/F, 5,0m |
| AK 626-10 | DVI-D(24+1)/M - DVI-D (24+1)/F, 10,0m |
| AK 678 2M | 2 X MINIDIN 6 M/M, 2,0m |
| AK 678 3M | 2 X MINIDIN 6 M/M, 3,0m |
| AK 679 | 2 X MINIDIN 6 M/M, 5,0m |
| AK 679-10G | 2 X MINIDIN 6 M/M, 10,0m |



| Part. No. | Con- sole | PCs | Connection Type | Cable | Housing Type | KB / Mouse Emulation | On Screen Display | Daisy Chain | Max. Video Resolution | Special Features | Page No. |
|--------------|--------------|-----|--------------------|-------|-----------------|-------------------------|----------------------|----------------|--------------------------|---------------------|----------|
| AB MV2 | 1 | 2 | PS/2 | A1 | Mini | yes | no | no | 1920 x 1440 | | 74 |
| AB MV4 | 1 | 4 | PS/2 | A1 | Mini | yes | no | no | 1920 x 1440 | | 74 |
| AB 817 | 1 | 2 | PS/2 | A1 | Mini | yes | no | no | 1920 x 1440 | | 74 |
| ASS-CS172 | 1 | 2 | PS/2 | A1 | Mini | yes | no | no | 1920 x 1440 | Add. USB ports | 74 |
| ASS-CS124A | 1 | 4 | PS/2 | A1 | Desktop | yes | no | 64 PC | 1920 x 1440 | OPT. 19" frame | 74 |
| ASS-CS128A | 1 | 8 | PS/2 | A2 | Desktop | yes | no | 512 PC | 1920 x 1440 | OPT. 19" frame | 74 |
| ASS-CS114A | 1 | 4 | PS/2 | A1 | Desktop | yes | yes | 64 PC | 1920 x 1440 | Opt. 19" frame | 75 |
| AB 818OSD | 1 | 8 | PS/2 | A2 | Desktop | yes | yes | 512 PC | 1920 x 1440 | | 75 |
| ASS-CS1008 | 1 | 8 | PS/2 | A3 | 19" | yes | yes | 256 PC | 1920 x 1440 | | 75 |
| AB 818OSD-16 | 1 | 16 | PS/2 | A2 | 19" | yes | yes | 512 PC | 1920 x 1440 | | 75 |
| ASS-CS228 | 2 | 8 | PS/2 | A3 | 19" | yes | yes | no | 1920 x 1440 | 2 x console | 75 |
| ASS-CS428 | 4 | 8 | PS/2 | A3 | 19" | yes | yes | no | 1920 x 1440 | 4 x console | 75 |
| ASS-CS9134 | 2/4 | 4 | PS/2 | A1 | 19" | yes | yes | 64 PC | 1920 x1440 | 2 / 4 x console | 75 |
| ASS-CS9138 | 2/4 | 8 | PS/2 | A1 | 19" | yes | yes | 512 PC | 1920 x 1440 | 2 / 4 x console | 75 |
| ASS-CS1216 | 1 | 16 | PS/2 | A4 | 19" | yes | yes | 512 PC | 1920 x 1440 | 7 - Segment Display | 76 |
| ASS-CS1208 | 1 | 8 | PS/2 | A4 | 19" | yes | yes | 512 PC | 1024 x 768 | TFT 15", KB, Mouse | 76 |
| ASS-CS1216LG | 1 | 16 | PS/2 | A4 | 19" | yes | yes | 512 PC | 1024 x 768 | TFT 15", KB, Mouse | 76 |
| ASS-CS1804 | 1 | 4 | SUN | A5 | 19" | yes | yes | 64 PC | 1920 x 1440 | SUN | 76 |
| ASS-CS1808 | 1 | 8 | SUN | A5 | 19" | yes | yes | 512 PC | 1920 x 1440 | SUN | 76 |



AB MV-2, AB MV-4, AB 817, AS-CS172, AB 819, AB 812-2, ASS-CS114A, ASS-CS124A, ASS-CS9134, ASS-CS9138, AB 818OSD

| | | |
|------------------|-------------------------------------|-------|
| AK 806/LC | 4 X MINIDIN 6 M/M, 2 X HDSUB 15 M/F | 1,8m |
| AK 807/LC | 4 X MINIDIN 6 M/M, 2 X HDSUB 15 M/F | 3,0m |
| AK 80605 | 4 X MINIDIN 6 M/M, 2 X HDSUB 15 M/F | 5,0m |
| AK 80607 | 4 X MINIDIN 6 M/M, 2 X HDSUB 15 M/F | 7,0m |
| AK 80610 | 4 X MINIDIN 6 M/M, 2 X HDSUB 15 M/F | 10,0m |



ASS-CS128A, AB 818, ASS-CS1008, AB 818OSD-16

| | |
|-----------------------|--|
| AK 818-PP-18LC | DSUB 25 M - 1 X HDSUB 15 M, 2 X MINIDIN 6 M/M, 1,8m |
| AK 818-PP-3LC | DSUB 25 M - 1 X HDSUB 15 M, 2 X MINIDIN 6 M/M, 3,0m |
| AK 818-PP-5LC | DSUB 25 M - 1 X HDSUB 15 M, 2 X MINIDIN 6 M/M, 5,0m |
| AK 818-PP-10LC | DSUB 25 M - 1 X HDSUB 15 M, 2 X MINIDIN 6 M/M, 10,0m |



ASS-CS1008, AB 818OSD-16, ASS-CS228, ASS-CS428

| | |
|---------------------|---|
| AK 81816-015 | DSUB 25 M - 1 x HDSUB 15 M, 2 x MINIDIN 6 M/M, 2 x 3,5mm Stereo Plug, 1,5m |
| AK 81816-030 | DSUB 25 M - 1 x HDSUB 15 M, 2 x MINIDIN 6 M/M, 2 x 3,5mm Stereo Plug, 3,0m |
| AK 81816-050 | DSUB 25 M - 1 x HDSUB 15 M, 2 x MINIDIN 6 M/M, 2 x 3,5mm Stereo Plug, 5,0m |
| AK 81816-100 | DSUB 25 M - 1 x HDSUB 15 M, 2 x MINIDIN 6 M/M, 2 x 3,5mm Stereo Plug, 10,0m |



ASS-CS1216, ASS-CS1208, ASS-CS-1216LG

| | |
|--------------------|--|
| AK 2L-5201P | SPDB 15 M - x HDSUB 15 M, 2 x MINIDIN 6 M/M, 1,2m |
| AK 2L-5202P | SPDB 15 M - x HDSUB 15 M, 2 x MINIDIN 6 M/M, 1,8m |
| AK 2L-5203P | SPDB 15 M - x HDSUB 15 M, 2 x MINIDIN 6 M/M, 3,0m |
| AK 2L-5206P | SPDB 15 M - x HDSUB 15 M, 2 x MINIDIN 6 M/M, 6,0m |
| AK 2L-5210P | SPDB 15 M - x HDSUB 15 M, 2 x MINIDIN 6 M/M, 10,0m |



ASS-CS1804, ASS-CS1808

| | |
|--------------------|---|
| AK 2L-1303M | DSUB 25 M - 1 x HDSUB 15 M, 2 x MINIDIN 6 M/M, 3,0m |
| AK 2L-1306M | DSUB 25 M - 1 x HDSUB 15 M, 2 x MINIDIN 6 M/M, 6,0m |



AB 509, AB 510, AB 522, AB 509/350, AB 510-350, AB 522/300

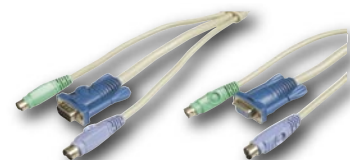
| | |
|-----------------|--------------------------------|
| AK 3220X | HDSUB 15/F - HDSUB 15/M, 1,8m |
| AK 3730X | HDSUB 15/F - HDSUB 15/M, 3,0m |
| AK 3740X | HDSUB 15/F - HDSUB 15/M, 5,0m |
| AK 3750X | HDSUB 15/F - HDSUB 15/M, 10,0m |

KVM Switch Overview

| Part No. | Con-sole | PCs | Connection Type | Cable | Housing Type | KB / Mouse Emulation | On Screen Display | Daisy Chain | Max. Video Resolution | Special Features | Page No. |
|------------|----------|-----|-----------------|---------|--------------|----------------------|-------------------|-------------|-----------------------|---------------------|----------|
| AB CS2 | 1 | 2 | PS/2 | R1 | Desktop | yes | no | 64 PC | 1600 x 1200 | PS/2, SUN, MAC | 80 |
| AB CS4 | 1 | 4 | PS/2 | R1 | Desktop | yes | no | 64 PC | 1600 x 1200 | PS/2, SUN, MAC | 80 |
| AB CS8 | 1 | 8 | PS/2 | R1 | Desktop | yes | no | 64 PC | 1600 x 1200 | PS/2, SUN, MAC | 80 |
| AB CS2R | 1 | 2 | PS/2 | R1 | 19" | yes | no | 64 PC | 1600 x 1200 | PS/2, SUN, MAC | 80 |
| AB CS4R | 1 | 4 | PS/2 | R1 | 19" | yes | no | 64 PC | 1600 x 1200 | PS/2, SUN, MAC | 80 |
| AB CS8R | 1 | 8 | PS/2 | R1 | 19" | yes | no | 64 PC | 1600 x 1200 | PS/2, SUN, MAC | 80 |
| AB MCC4 | 1 | 4 | PS/2 | R1 | Desktop | yes | yes | 256 PC | 1600 x 1200 | PS/2, SUN, MAC | 80 |
| AB MCC8 | 1 | 8 | PS/2 | R1 | Desktop | yes | yes | 256 PC | 1600 x 1200 | PS/2, SUN, MAC | 80 |
| AB MCC16 | 1 | 16 | PS/2 | R1 | Desktop | yes | yes | 256 PC | 1600 x 1200 | PS/2, SUN, MAC | 80 |
| AB MCC4R | 1 | 4 | PS/2 | R1 | 19" | yes | yes | 256 PC | 1600 x 1200 | PS/2, SUN, MAC | 80 |
| AB MCC8R | 1 | 8 | PS/2 | R1 | 19" | yes | yes | 256 PC | 1600 x 1200 | PS/2, SUN, MAC | 80 |
| AB MCC16R | 1 | 16 | PS/2 | R1 | 19" | yes | yes | 256 PC | 1600 x 1200 | PS/2, SUN, MAC | 80 |
| AB MCC8RD | 1 | 8 | PS/2 | R1 | 19" | yes | yes | 256 PC | 1600 x 1200 | PS/2, SUN, MAC, 48V | 81 |
| AB MCC16RD | 1 | 16 | PS/2 | R1 | 19" | yes | yes | 256 PC | 1600 x 1200 | PS/2, SUN, MAC, 48V | 81 |
| AB MX48 | 4 | 8 | PS/2 | R1 | 19" | yes | yes | 1024 PC | 1600 x 1200 | PS/2, SUN, MAC | 81 |
| AB MX416 | 4 | 16 | PS/2 | R1 | 19" | yes | yes | 1024 PC | 1600 x 1200 | PS/2, SUN, MAC | 81 |
| AB MX432 | 4 | 32 | PS/2 | R1 | 19" | yes | yes | 1024 PC | 1600 x 1200 | PS/2, SUN, MAC | 81 |
| AB SMX18 | 1 | 8 | SUN | R2 / R4 | 19" | yes | yes | 256 PC | 1600 x 1200 | SUN | 81 |
| AB SMX28 | 2 | 8 | SUN | R2 / R4 | 19" | yes | yes | 256 PC | 1600 x 1200 | SUN | 81 |
| AB SMX416 | 4 | 16 | SUN | R2 / R4 | 19" | yes | yes | 256 PC | 1600 x 1200 | SUN | 81 |
| AB SW2 | 1 | 2 | PS/2 | R3 | Desktop | yes | no | no | 1600 x 1200 | | 81 |
| AB SW4 | 1 | 4 | PS/2 | R3 | Desktop | yes | no | no | 1600 x 1200 | | 81 |
| AB UMT8 | 8 | 32 | PS/2, SUN | CAT 5E | 19" | yes | yes | 2048 | 1600 x 1200 | CAT 5E cable | 82 |
| AB Z4200U | 1 | 42 | PS/2, SUN | CAT 5E | Desktop | yes | yes | no | 1600 x 1200 | CAT 5E cable | 82 |
| AB MXU28 | 2 | 8 | PS/2 | R1 | 19" | yes | yes | 128 PC | 1600 x 1200 | PS/2, SUN, MAC | 83 |
| AB MXU216 | 2 | 16 | PS/2 | R1 | 19" | yes | yes | 256 PC | 1600 x 1200 | PS/2, SUN, MAC | 83 |

AB CS2, AB CS4, AB CS8, AB CS2R, AB CS4R, AB CS8R, AB MCC4, AB MCC8, AB MCC16, AB MCC4R, AB MCC8R, AB MCC16R, AB MCC8RD, AB MCC16RD, AB MX48, AB MX416, AB MX432, AB MXU28, AB MXU216

| | | |
|-----------------|--------------------------------------|------|
| AK CCP06 | 4 X MINIDIN 6 M/M, 2 X HDSUB 15 M/F, | 0,6m |
| AK CCP20 | 4 X MINIDIN 6 M/M, 2 X HDSUB 15 M/F, | 2,0m |
| AK CCP40 | 4 X MINIDIN 6 M/M, 2 X HDSUB 15 M/F, | 4,0m |
| AK CCP60 | 4 X MINIDIN 6 M/M, 2 X HDSUB 15 M/F, | 6,0m |



R1
Cable-Type

AB SMX18, AB SMX28, AB SMX416

Connection cable PC:


| | | |
|-----------------|--|------|
| AK CCS06 | DSUB 25 M - 2 X MINIDIN 8 M, 1 X 13W3, | 0,6m |
| AK CCS20 | DSUB 25 M - 2 X MINIDIN 8 M, 1 X 13W3, | 2,0m |
| AK CCS40 | DSUB 25 M - 2 X MINIDIN 8 M, 1 X 13W3, | 4,0m |
| AK CCS60 | DSUB 25 M - 2 X MINIDIN 8 M, 1 X 13W3, | 6,0m |



R2
Cable-Type

AB SW2, AB SW4

| | | |
|-----------------|--------------------------------------|------|
| AK CSK18 | 4 X MINIDIN 6 M/M, 2 X HDSUB 15 M/F, | 1,8m |
| AK CSK30 | 4 X MINIDIN 6 M/M, 2 X HDSUB 15 M/F, | 3,0m |




R3
Cable-Type

AB SMX18, AB SMX28, AB SMX416


Connection cable console:

| | | |
|------------------|---------------------------------------|------|
| AK CCS06F | DSUB 25 M - 2 X MINIDIN 8 F, 1 X 13W3 | 0,6m |
| AK CCS20F | DSUB 25 M - 2 X MINIDIN 8 F, 1 X 13W3 | 2,0m |
| AK CCS40F | DSUB 25 M - 2 X MINIDIN 8 F, 1 X 13W3 | 4,0m |
| AK CCS60F | DSUB 25 M - 2 X MINIDIN 8 F, 1 X 13W3 | 6,0m |



R4
Cable-Type

Printer Cable, Parallel




DSUB 25-pin, male ⇔ CENT 36-pin, male

Snap hoods.

Cable 25-wire, shielded.

| | |
|---------------|--------|
| AK 101 | 1,8 m |
| AK 102 | 3,0 m |
| AK 103 | 5,0 m |
| AK 104 | 7,0 m |
| AK 105 | 10,0 m |

Printer Cable, Parallel



DSUB 25-pin, male ⇔ CENT 36-pin, male


Molded hoods.

Cable 25-wire, shielded.



| | |
|---------------|--------|
| AK 108 | 2,0 m |
| AK 127 | 3,0 m |
| AK 158 | 5,0 m |
| AK 159 | 7,0 m |
| AK 160 | 10,0 m |

Printer Cable, Parallel, with Ferrite Core




DSUB 25-pin, male ⇔ CENT 36-pin, male

Molded hoods.

Cable 25-wire, shielded, with ferrite core.

| | |
|-----------------|-------|
| AK 101 F | 1,8 m |
|-----------------|-------|

Printer Cable, Parallel, Right / Left Angled



DSUB 25-pin, male ⇔ CENT 36-pin, male

Molded hoods.


Right angled = AK 525.

Left angled = AK 525 L.

Cable 25-wire, shielded.

| | |
|-----------------|-------|
| AK 525 | 2,0 m |
| AK 525 L | 2,0 m |

Printer Cable, Serial




DSUB 9-pin, female ⇔ DSUB 25-pin, male

Snap hoods.

Cable 8-wire, shielded.

| | |
|---------------|-------|
| AK 150 | 3,0 m |
|---------------|-------|

IEEE 1284 Bi-directional Printer Cable



DSUB 25-pin, male ⇔ CENT 36-pin, male

Molded hoods.

UL20276, twisted pair cable, double shielded.

Assignment as per IEEE 1284, supports EPP interfaces.



| | |
|---------------|-------|
| AK 711 | 1,8 m |
| AK 712 | 3,0 m |
| AK 713 | 5,0 m |

IEEE 1284 Printer Cables and Connection Cables

IEEE 1284 Special Printer Cable


DSUB 25-pin, male ⇔ CENT 36-pin, HP, male

Molded hoods.

UL20276, twisted pair cable, double shielded.

Assignment as per IEEE 1284, supports EPP interfaces.

| | |
|--------|-------|
| AK 706 | 1,8 m |
| AK 707 | 3,0 m |



IEEE 1284 Bi-directional Extension Cable


DSUB 25-pin, male ⇔ DSUB 25-pin, female

Molded hoods.

UL20276, twisted pair cable, double shielded.

Assignment as per IEEE 1284, supports EPP interfaces.

| | |
|--------|-------|
| AK 733 | 1,8 m |
| AK 734 | 3,0 m |
| AK 735 | 5,0 m |



IEEE 1284 Bi-directional Connection Cable


DSUB 25-pin, male ⇔ DSUB 25-pin, male

Molded hoods.

UL20276, twisted pair cable, double shielded.

Assignment as per IEEE 1284, supports EPP interfaces.

| | |
|--------|-------|
| AK 736 | 1,8 m |
| AK 737 | 3,0 m |
| AK 738 | 5,0 m |




Connection Cable for 25-pin Interface, Serial / Parallel

DSUB 25-pin, male ⇔ DSUB 25-pin, male

Snap hoods.

Cable 25-wire, shielded, assignment 1:1.

| | |
|--------|--------|
| AK 401 | 2,0 m |
| AK 508 | 3,0 m |
| AK 402 | 5,0 m |
| AK 403 | 7,0 m |
| AK 403 | 10,0 m |




Extension Cable for 25-pin Interface, Serial / Parallel

DSUB 25-pin, male ⇔ DSUB 25-pin, female

Snap hoods.

Cable 25-wire, shielded, assignment 1:1.

| | |
|--------|-------|
| AK 404 | 2,0 m |
| AK 526 | 3,0 m |
| AK 405 | 5,0 m |
| AK 406 | 7,0 m |



Extension Cable for 25-pin Interface, Serial / Parallel


DSUB 25-pin, male ⇔ DSUB 25-pin, female

Molded hoods.

Cable 25-wire, shielded, assignment 1:1.

| | |
|--------|--------|
| AK 135 | 2,0 m |
| AK 166 | 3,0 m |
| AK 136 | 5,0 m |
| AK 168 | 10,0 m |





Connection Cable for 25-pin Interface, Serial / Parallel


DSUB 25-pin, male ↔ DSUB 25-pin, male

Molded hoods.

Cable 25-wire, shielded, assignment 1:1.



| | |
|--------|--------|
| AK 137 | 2,0 m |
| AK 162 | 3,0 m |
| AK 154 | 5,0 m |
| AK 163 | 7,0 m |
| AK 164 | 10,0 m |



Null Modem Cable

DSUB 9-pin, female ↔ DSUB 25-pin, **AK 149** = male
 DSUB 9-pin, female ↔ DSUB 25-pin, **AK 124** = female

Snap hoods, cable 9-wire, shielded.

Assignment:

1-8, 2-2, 3-3, 4-6, 5-7, 6-20, 7-5, 8-4, 9-22, S-S.



| | |
|--------|-------|
| AK 149 | 3,0 m |
| AK 124 | 3,0 m |



Null Modem Cable

DSUB 9-pin, female ↔ DSUB 9-pin, female

Snap hoods.


Cable 8-wire, shielded.

Assignment:

1-4, 2-3, 3-2, 4-1, 5-5, 7-8, 8-7, 9-9, S-S.



| | |
|--------|-------|
| AK 143 | 1,8 m |
| AK 143 | 3,0 m |



Null Modem Cable

DSUB 25-pin, female ↔ DSUB 25-pin, female

Snap hoods.


Cable 9-wire, shielded.

Assignment:

1-1, 2-3, 3-2, 4-5, 5-4, 7-7, 8-20, 15/17-8, 24-15, S-S.



| | |
|--------|-------|
| AK 144 | 3,0 m |
|--------|-------|



Null Modem Cable

DSUB 9, female ↔ DSUB 25, male


Snap hoods.

Cable 9-wire, shielded.

Assignment:

1-8, 2-3, 3-2, 4-20, 5-7, 6-6, 7-4, 8-5, 9-22, S-S.

| | |
|------------|-------|
| AK 186/NEW | 3,0 m |
|------------|-------|



Null Modem Cable (AT)

DSUB 9-pin, female ↔ DSUB 25-pin, male

Snap hoods.

Cable 9-wire, shielded.

Assignment:

1-8, 2-3, 3-2, 4-20, 5-7, 6-6, 7-4, 8-5, 9-22, S-S.



| | |
|--------|--------|
| AK 128 | 0,25 m |
| AK 125 | 2,0 m |


Serial Connection and Extension Cables

“Laplink” Cable, Serial or Parallel

DSUB 25-pin, male ⇔ **AK 250** = DSUB 25-pin, male
 DSUB 25-pin, female ⇔ **AK 251** = DSUB 25-pin, female

Assignment:
AK 250 (par) = 1-1, 2-15, 3-13, 4-12, 5-10, 6-11, 10-5, 11-6, 12-4, 13-3, 14-14,
 15-2, 16-16, 17-17, 25-25, S-S
AK 251 (ser) = 1-1, 2-3, 3-2, 4-5, 5-4, 6/8/20-6/8/20, 7-7, S-S

Snap hoods, shielded.



| | |
|---------------|-------|
| AK 250 | 3,0 m |
| AK 251 | 3,0 m |

Doublehead “Laplink” Cable, Serial

DSUB 9-pin, female ⇔ DSUB 9-pin, female
 DSUB 25-pin, female ⇔ DSUB 25-pin, female

Molded hoods.

Cable 7-wire, shielded.




| | |
|---------------|-------|
| AK 252 | 3,0 m |
|---------------|-------|

Connection Cable for 9-pin Interface, Serial

DSUB 9-pin, female ⇔ DSUB 9-pin, female

Molded hoods.

Cable 9-wire, shielded, assignment 1:1.



| | |
|---------------|-------|
| AK 152 | 2,0 m |
| AK 182 | 3,0 m |
| AK 153 | 5,0 m |

Connection Cable for 9-pin Interface, Serial

DSUB 9-pin, male ⇔ DSUB 9-pin, male

Molded hoods.

Cable 9-wire, shielded, assignment 1:1.



| | |
|---------------|-------|
| AK 129 | 2,0 m |
| AK 174 | 3,0 m |

Extension Cable for 9-pin Interface, Serial

DSUB 9-pin, male ⇔ DSUB 9-pin, female

Molded hoods.

Cable 9-wire, shielded, assignment 1:1.




| | |
|---------------|--------|
| AK 131 | 2,0 m |
| AK 178 | 3,0 m |
| AK 132 | 5,0 m |
| AK 180 | 10,0 m |

Connection Cable for 9-pin Interface


DSUB 9-pin, female ⇔ DSUB 9-pin, female

Snap hoods.

Cable 9-wire, shielded, assignment 1:1.



| | |
|---------------|-------|
| AK 231 | 2,0 m |
|---------------|-------|



Connection Cable for 25-pin Interface

DSUB 25-pin, female ↔ DSUB 25-pin, female

Snap hoods.

Cable 25-wire, shielded, assignment 1:1.

AK 407

2,0 m



Extension Cable for 9-pin Interface

DSUB 9-pin, male ↔ DSUB 9-pin, female

Snap hoods.

Cable 9-wire, shielded, assignment 1:1.

AK 230

2,0 m



"Apple" to PC Connection Cable

MiniDIN 8-pin, male ↔ DSUB 9-pin, female

Molded hoods.

Assignment: 2-1, 5-2, 3-3, 1-4, 4-5, 6-6, 8-7, 7-8, S-S.

AK 6097

2,0 m



Joystick Extension Cable

DSUB 15-pin, male ↔ DSUB 15-pin, female

Molded hoods.

Cable 15-wire, shielded.



AK 281

1,8 m



Joystick Y-Cable, for 2 Joysticks

DSUB 15-pin, male ↔ 2 x DSUB 15-pin, female

Molded hoods.

Cable 15-wire, shielded.



AK 280

0,25 m

Premium VGA Connection Cables

VGA to 3x or 4x BNC, Monitor Connection Cable

AK 551 = HD DSUB 15-pin, male ⇔ 3 x BNC, male
 AK 552 = HD DSUB 15-pin, male ⇔ 4 x BNC, male

Molded hoods.

UL2919 cable.

75 Ohm coaxial cables RGB (Sync).



| | |
|--------|-------|
| AK 551 | 2,0 m |
| AK 552 | 2,0 m |

VGA to 5 x BNC, Monitor Connection Cable, with Ferrite Core

HD DSUB 15-pin, male ⇔ 5 x BNC, male with ferrite

Molded hoods.

UL2919I.

5 x 75 Ohm coaxial cables RGB (Sync).



| | |
|----------|-------|
| AK 553/F | 2,0 m |
|----------|-------|

PREMIUM VGA Monitor Extension Cable

HD DSUB 15-pin, male ⇔ HD DSUB 15-pin, female

Molded hoods.

UL2919.

3 x coax for RGB and 4 x AWG28 signal wires.



| | |
|---------|--------|
| AK 3220 | 1,8 m |
| AK 3730 | 3,0 m |
| AK 3740 | 5,0 m |
| AK 3750 | 10,0 m |

PREMIUM XGA Monitor Extension Cable

HD DSUB 15-pin, male ⇔ HD DSUB 15-pin, female

Molded hoods.

UL2919.

3 x coax for RGB and 7 x AWG28 signal wires.



| | |
|----------|--------|
| AK 3220X | 1,8 m |
| AK 3730X | 3,0 m |
| AK 3740X | 5,0 m |
| AK 3750X | 10,0 m |


PREMIUM XGA Monitor Extension Cable with Ferrite Core

HDSUB 15, male ⇔ HDSUB 15, female

Molded hoods.

UL 2919, ferrite on both ends.

3 x coax for RGB and 7 x AWG 28 signal wires.



| | |
|-----------|--------|
| AK 3220XF | 1,8 m |
| AK 3730XF | 3,0 m |
| AK 3740XF | 5,0 m |
| AK 3750XF | 10,0 m |
| AK 3915XF | 15,0 m |
| AK 3920XF | 20,0 m |

PREMIUM VGA Monitor Connection Cable

HD DSUB 15-pin, male ⇔ HD DSUB 15-pin, male

Molded hoods.

UL2919.

3 x coax for RGB and 4 x AWG28 signal wires.



| | |
|---------|--------|
| AK 5320 | 1,8 m |
| AK 3760 | 3,0 m |
| AK 3770 | 5,0 m |
| AK 3780 | 10,0 m |



PREMIUM XGA Monitor Connection Cable

HD DSUB 15-pin, male ⇔ HD DSUB 15-pin, male

Molded hoods.

UL2919.

3 x coax for RGB and 7 x AWG28 signal wires.



| | |
|----------|--------|
| AK 5320X | 1,8 m |
| AK 3760X | 3,0 m |
| AK 3770X | 5,0 m |
| AK 3780X | 10,0 m |



PREMIUM XGA Monitor Connection Cable with Ferrite Core

HDSUB 15, male ⇔ HDSUB 15, male.

Molded hoods.

UL 2919, ferrite on both ends.

3 x coax for RGB and 7 x AWG 28 signal wires.



| | |
|-----------|--------|
| AK 5320XF | 1,8 m |
| AK 3760XF | 3,0 m |
| AK 3770XF | 5,0 m |
| AK 3780XF | 10,0 m |
| AK 3815XF | 15,0 m |
| AK 3820XF | 20,0 m |



VGA Monitor Extension Cable

HD DSUB 15-pin, male ⇔ HD DSUB 15-pin, female

Molded hoods.

Cable 15-wire, shielded.

| | |
|--------|--------|
| AK 322 | 1,8 m |
| AK 373 | 3,0 m |
| AK 375 | 10,0 m |



VGA Monitor Connection Cable

HD DSUB 15-pin, male ⇔ HD DSUB 15-pin, male

Molded hoods.

Cable 15-wire, shielded.

| | |
|--------|-------|
| AK 532 | 1,8 m |
| AK 376 | 3,0 m |
| AK 377 | 5,0 m |



VGA Monitor Cable, with Ferrite Core

HD DSUB 15-pin, male ⇔ HD DSUB 15-pin, female

HD DSUB 15-pin, male ⇔ HD DSUB 15-pin, male

AK 322/F = male/female

AK 532/F = male/male

Molded hoods.

Cable 15-wire, shielded.



| | |
|----------|-------|
| AK 322/F | 1,8 m |
| AK 532/F | 1,8 m |



EGA / CGA / Monochrome to VGA Multisync, Monitor Cable

DSUB 9-pin, male ⇔ HD DSUB 15-pin, male

Molded hoods.

Cable 9-wire, shielded.

Assignment:

1-1, 2-2, 3-3, 4-13, 5-14, 6-6, 7-7, 8-87, 9-10/11, S-S.

| | |
|--------|-------|
| AK 514 | 1,8 m |
|--------|-------|

DVI Connection Cables

DVI ⇔ DVI Single Link Connection Cables

DVI-D (18+1), male ⇔ DVI-D (18+1), male

Cable UL20276.

With ferrite filter and thumb screws.




| | |
|-----------|-------|
| AK 620N | 2,0 m |
| AK 620N-3 | 3,0 m |
| AK 620N-5 | 5,0 m |

DVI ⇔ DVI Dual Link Connection Cables

DVI-D (24+1), male ⇔ DVI-D (24+1), male

Cable UL20276.

With ferrite filter and thumb screws.



| | |
|-----------|-------|
| AK 621N | 2,0 m |
| AK 621N-3 | 3,0 m |
| AK 621N-5 | 5,0 m |

DVI ⇔ VGA Connection Cables

DVI-I (24+5), male ⇔ HDSUB 15, male

Cable UL20276.

With ferrite filter and thumb screws.



| | |
|-----------|-------|
| AK 622N | 2,0 m |
| AK 622N-3 | 3,0 m |
| AK 622N-5 | 5,0 m |

DVI ⇔ DFP Connection Cables

DVI-D (24+1), male ⇔ HPC 20, male

Cable UL20276.



| | |
|---------|-------|
| AK 623N | 2,0 m |
|---------|-------|

DFP ⇔ DFP Connection Cables

HPC 20, male ⇔ HPC 20, male

Cable UL20276.



| | |
|---------|-------|
| AK 624N | 2,0 m |
|---------|-------|

DVI ⇔ DVI Dual Link Connection Cables

DVI-D (24+1), male ⇔ DVI-D (24+1), female

Cable UL20276.

With ferrite filter and thumb screws.



| | |
|-----------|--------|
| AK 626 | 2,0 m |
| AK 626-3 | 3,0 m |
| AK 626-5 | 5,0 m |
| AK 626-10 | 10,0 m |



High Quality Printer Cable

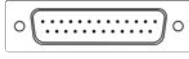
DSUB 25, male ↔ CENT 36, male

Cable 25-wire.

Double cable shielding.

Cable transparent.

Molded hoods, metallic shielding.



| | |
|-----------|--------|
| AK 108HQC | 2,0 m |
| AK 127HQC | 3,0 m |
| AK 158HQC | 5,0 m |
| AK 159HQC | 7,0 m |
| AK 160HQC | 10,0 m |



High Quality Printer Cable IEEE 1284

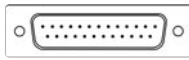
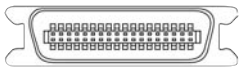
DSUB 25, male ↔ CENT 36, male

Cable 25-wire, assignment as per IEEE 1284.

ECP, bidirectional transmission, double cable shielding.

Cable transparent.

Molded hoods, metallic shielding.



| | |
|-----------|-------|
| AK 711HQC | 1,8 m |
| AK 712HQC | 3,0 m |
| AK 713HQC | 5,0 m |




High Quality DSUB 25 Extension Cable, IEEE 1284

DSUB 25, male ↔ DSUB 25, female

Cable 25-wire, assignment as per IEEE 1284,
ECP, bidirectional transmission, double cable shielding.

Cable transparent.



| | |
|-----------|-------|
| AK 733HQC | 1,8 m |
| AK 734HQC | 3,0 m |
| AK 735HQC | 5,0 m |




High Quality DSUB 25 Extension Cable

DSUB 25, male ↔ DSUB 25, female

Cable 25-wire, assignment 1:1.

Double cable shielding.

Cable transparent.



| | |
|-----------|--------|
| AK 135HQC | 1,8 m |
| AK 166HQC | 3,0 m |
| AK 136HQC | 5,0 m |
| AK 168HQC | 10,0 m |



High Quality DSUB 25 Connection Cable

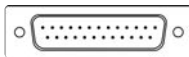
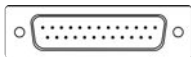
DSUB 25, male ↔ DSUB 25, male

Cable 25-wire, assignment 1:1.

Double cable shielding.

Cable transparent.

Molded hoods, metallic shielding.



| | |
|-----------|--------|
| AK 137HQC | 2,0 m |
| AK 162HQC | 3,0 m |
| AK 154HQC | 5,0 m |
| AK 164HQC | 10,0 m |



High Quality DSUB 9 Connection Cable

AK 152HQC, AK 182HQC:

DSUB 9, female ↔ DSUB 9, female

AK 174HQC:

DSUB 9, male ↔ DSUB 9, male

Cable 9-wire, assignment 1:1.

Double cable shielding.

Cable transparent.

Molded hoods, metallic shielding.



| | |
|-----------------------------|-------|
| AK 152HQC | 2,0 m |
| DSUB 9 W/W Connection Cable | |
| AK 182HQC | 3,0 m |
| DSUB 9 W/W Connection Cable | |
| AK 174HQC | 3,0 m |
| DSUB 9 M/M Connection Cable | |

High Quality Cables

High Quality DSUB 9 Extension Cable

DSUB 9, male ↔ DSUB 9, female


Cable 9-wire, assignment 1:1.

Double cable shielding.

Cable transparent.

Molded hoods, metallic shielding.

| | |
|-----------|--------|
| AK 131HQC | 2,0 m |
| AK 178HQC | 3,0 m |
| AK 132HQC | 5,0 m |
| AK 180HQC | 10,0 m |



High Quality Extension Cable, PS/2

MiniDIN 6, male ↔ MiniDIN 6, female

Cable 6-wire, assignment 1:1.

Double cable shielding.

Cable transparent.

Molded hoods, metallic shielding.

| | |
|-------------|-------|
| AK 323/GHQC | 2,0 m |
| AK 528/GHQC | 5,0 m |



High Quality Extension Cable, PS/2

MiniDIN 6, male ↔ MiniDIN 6, female

Cable 6-wire, assignment 1:1.

Double cable shielding.

Cable transparent.

Molded hoods, metallic shielding.

| | |
|-----------|-------|
| AK 678HQC | 2,0 m |
| AK 679HQC | 5,0 m |



High Quality XGA Extension Cable

DSUB 15, male ↔ DSUB 15, female

Cable 3 x coaxial, 4 x AWG 28, double cable shielding.

Separate shielding of the R-G-B signal wires.

2 x ferrite core, cable transparent.

| | |
|---------------|--------|
| AK 3220XF-HQC | 1,0 m |
| AK 3730XF-HQC | 3,0 m |
| AK 3740XF-HQC | 5,0 m |
| AK 3750XF-HQC | 10,0 m |



High Quality XGA Connection Cable

DSUB 15, male ↔ DSUB 15, male

Cable 3 x Koaxial, 4 x AWG 28, double cable shielding.

Separate shielding of the R-G-B signal wires.

2 x ferrite core, cable transparent.

| | |
|---------------|--------|
| AK 5320XF-HQC | 1,8 m |
| AK 3760XF-HQC | 3,0 m |
| AK 3770XF-HQC | 5,0 m |
| AK 3780XF-HQC | 10,0 m |



High Quality USB Connection Cable

USB A, male ↔ USB B, male

2 x AWG 24, 2 x AWG 28, double cable shielding.

Cable transparent.

Molded hoods, metallic shielding.

USB 2.0 compatible.

| | |
|-------------|-------|
| AK 672-1HQC | 1,0 m |
| AK 672HQC | 2,0 m |
| AK 672-5HQC | 5,0 m |





Keyboard Extension, Spiral

DIN 5-pin, male ↔ DIN 5-pin, female

Spiralled left

Molded hoods.

Cable 5-wire.

Shielded, assignment 1:1.



| | |
|---------------|-------|
| AK 306 | 2,0 m |
|---------------|-------|



Keyboard Extension, Straight

DIN 5-pin, male ↔ DIN 5-pin, female

Molded hoods.

Cable 5-wire.

Shielded, assignment 1:1.



| | |
|-----------------|-------|
| AK 306/G | 2,0 m |
| AK 307/G | 5,0 m |



PS/2 Extension Cable, Spiral

MiniDIN 6-pin, male ↔ MiniDIN 6-pin, female

Spiralled right

Molded hoods.

Cable 6-wire.

Shielded, assignment 1:1.



| | |
|---------------|-------|
| AK 323 | 2,0 m |
| AK 528 | 5,0 m |



PS/2 Extension Cable, Straight

MiniDIN 6-pin, male ↔ MiniDIN 6-pin, female

Molded hoods.

Cable 6-wire.

Shielded, assignment 1:1.



| | |
|-----------------|-------|
| AK 323/G | 2,0 m |
| AK 528/G | 5,0 m |



PS/2 Connection Cable, Straight

MiniDIN 6, male ↔ MiniDIN 6, male

Molded hoods.

Cable 6-wire.

Shielded, assignment 1:1.



| | |
|---------------------|--------|
| AK 678 0,85M | 0,85 m |
| AK 678 2M | 2,00 m |
| AK 678 3M | 3,00 m |
| AK 679 | 5,00 m |



DIN to PS/2 Keyboard Adapter Cable, Straight

DIN 5-pin, male ↔ MiniDIN 6-pin, female

Molded hoods.

Cable 4-wire.

Shielded, assignment : 1-5, 2-1, 4-3, 5-4.



| | |
|----------------|--------|
| AK 5230 | 0,15 m |
|----------------|--------|

Keyboard Cables, Slot Adapters and Apple Cables

PS/2 to DIN Keyboard Adapter Cable, Straight

DIN 5-pin, female ⇔ MiniDIN 6-pin, male

Molded hoods.

Cable 4-wire, shielded, assignment: 1-5, 2-1, 4-3, 5-4.



AK 530 0,15 m

PS/2 Connection Cable, Internal / External on Slot Bracket

MiniDIN 6-pin, female ⇔ socket connector 10-pin

Connection cable 0.25 m long.




AK PS2 0,25 m

Parallel Connection Cable, Internal / External on Slot Bracket

DSUB 25-pin, female ⇔ socket connector 26-pin

25-pin ribbon cable, AWG28, UL2651.



AK 331 0,25 m

Serial Connection Cable, Internal / External on Slot Bracket

DSUB 9-pin, male ⇔ socket connector 10-pin

25-pin ribbon cable, AWG28, UL2651.



AK 575 0,25 m

"Apple" Printer Cable, to Imagewriter II

MiniDIN 8-pin, male ⇔ MiniDIN 8-pin, male

Molded hoods.

Cable 8-wire.

Shielded.



AK 603 2,0 m

Assignment: 1-2, 2-1, 3-5, 4-4, 5-3, 6-8, 7-7, 8-6, S-S.

"Apple" to VGA Monitor Cable

DSUB 15-pin, male ⇔ HD DSUB 15-pin, female

Moulded hoods, with thumb screws

Assignment: 2-1, 5-2, 9-3, 15-13, 12-14, 1,6,13-6,7,8
11,14-5,10, S-S.



AK 6096 2,0 m

S-VHS Connection Cable, High Quality



4-pin S-VHS male ↔ 4-pin S-VHS male

Metal plug, chrome-plated, gold-plated contacts,
Shielded.

| | |
|-----------|---------|
| AK-AV 506 | 1,50 m |
| AK-AV 507 | 5,00 m |
| AK-AV 512 | 10,00 m |

S-VHS Connection Cable, High Quality



4-pin S-VHS male ↔ 4-pin S-VHS coupler

Metal plug, chrome-plated, gold-plated contacts,
Shielded.

| | |
|-----------|--------|
| AK-AV 508 | 1,50 m |
| AK-AV 509 | 5,00 m |

S-VHS and Stereo Connection Cable, High Quality



4-pin S-VHS male / 2 x cinch male ↔ 4-pin S-VHS coupler / 2 x cinch male

Metal plug, chrome-plated, gold-plated contacts,
Shielded.

| | |
|-----------|--------|
| AK-AV 510 | 2,00 m |
| AK-AV 511 | 5,00 m |

Video Connection Cable, High Quality



Scart male ↔ Scart male

Type "U"
Metal plug, chrome-plated, gold-plated contacts,
Shielded.

| | |
|-----------|-------|
| AK-AV 520 | 2,0 m |
| AK-AV 521 | 5,0 m |

Video/Audio Connection Cable, High Quality



Scart male ↔ 6 x cinch male
1 x video, 2 x audio

Metal plug, chrome-plated, gold-plated contacts,
Shielded.

| | |
|-----------|-------|
| AK-AV 522 | 2,0 m |
| AK-AV 523 | 5,0 m |

Video/Audio Connection Cable, High Quality



Scart male ↔ 3 x cinch male
Video / audio IN/OUT (camcorder).
With switch.

Metal plug, chrome-plated, gold-plated contacts,
Shielded.

| | |
|-----------|-------|
| AK-AV 524 | 2,0 m |
| AK-AV 525 | 5,0 m |

High Quality Scart Cables and Adapters

Video/Audio Connection Cables, High Quality

Scart male ⇔ 4-pin S-VHS male / 2 x cinch male
Video / audio IN/OUT.
With switch.

Metal plug, chrome-plated, gold-plated contacts,
Shielded.



| | |
|-----------|-------|
| AK-AV 526 | 2,0 m |
| AK-AV 527 | 5,0 m |

Video Connection Cable, High Quality

Scart male ⇔ 4-pin S-VHS male

Metal plug, chrome-plated, gold-plated contacts,
Shielded.




| | |
|-----------|-------|
| AK-AV 528 | 2,0 m |
| AK-AV 529 | 5,0 m |

Scart Adapter

Scart male ⇔ 3 x cinch couplers / 4-pin S-VHS coupler

IN/OUT switch.
Gold-plated contacts.
Metallised housing.



| | |
|-------------|---------|
| AB-AV 500 | |
| AB-AV 500LC | Plastic |

Scart Switch Box, 2-fold

- Connection of 2 video sources to one TV / monitor.
- 3 x Scart female.
- 1 x manual switch for switching between the inputs.
- 1 x output for TV / monitor.
- 2 x input for video recorder, camera or satellite receiver
- Alternating dubbing option between the two inputs.
- S-VHS replay possible through one input.



| | |
|----------|--|
| AB-AV501 | |
|----------|--|

Scart + Audio Switch Panel, 3-fold

- Connection of 3 video sources to one TV / monitor.
- VHS, S-VHS, Video 8 and HI 8 compatible.
- Input RGB signal switchable.
- Scart and cinch (video, audio L/R) output for monitor / TV connection.
- Dubbing option between the inputs (1-2, 1-3).
- Monitor function (cinch: video, audio L/R) for direct observation of the recording.
- 4 x Scart female
- 6 x Cinch female



| | |
|----------|--|
| AB-AV502 | |
|----------|--|

Stereo Connection Cable, High Quality

2 x cinch male ↔ 2 x cinch male



Metal plug, chrome-plated, gold-plated contacts, Shielded.

| | |
|-----------|--------|
| AK-AV 500 | 1,50 m |
| AK-AV 501 | 5,00 m |

Stereo Connection Cable, High Quality

Cinch male ↔ cinch male



Metal plug, chrome-plated, gold-plated contacts, Shielded.

| | |
|-----------|--------|
| AK-AV 502 | 1,50 m |
| AK-AV 503 | 5,00 m |

Stereo Connection Cable, High Quality

3 x cinch male ↔ 3 x cinch male



Metal plug, chrome-plated, gold-plated contacts, shielded.

| | |
|-----------|--------|
| AK-AV 504 | 1,50 m |
| AK-AV 505 | 5,00 m |

Digital Audio Cable, High Quality

Fibre optic cable for connection of digital audio devices.



Plug connector: Toslink - Toslink
 Plug tips: Gold-plated
 Hoods: Metal, nickel colours, matte
 Cable: Anthracite
 Diameter: 10.0 mm

| | |
|-----------|-------|
| AK OFC-3 | 1,0 m |
| AK OFC-32 | 2,0 m |
| AK OFC-33 | 3,0 m |

Digital Audio Cable, High Quality

Fiber optic cable, for connection of digital audio devices.



Plug connector: Toslink - Toslink.
 Plug tips: Gold-plated
 Hoods: Metal, nickel colours,
 Cable: Blue.
 Diameter: 10.0 mm.



| | |
|-----------|-------|
| AK OFC-4 | 1,0 m |
| AK OFC-42 | 2,0 m |
| AK OFC-43 | 3,0 m |

Loudspeaker Cable, Transparent

Unshielded, PVC sheath, 100 m roll.
 2-wires, 2 x 1.5 mm² / 2.5 mm²



AK-AV 400 = 1.5 mm²
 AK-AV 401 = 2.5 mm²

| | |
|-----------|--|
| AK-AV 400 | |
| AK-AV 401 | |

TV and Satellite Cables

TV COAXIAL CONNECTION CABLE, 75 OHM

| | |
|----------------|-------|
| AK-TVSB-001 | 1.0m |
| AK-TVSB-002 | 2.0m |
| AK-TVSB-005 | 5.0m |
| AK-TVSB-010 | 10.0m |
| AK-TVSB-001HQC | 1.0m |
| AK-TVSB-002HQC | 2.0m |
| AK-TVSB-005HQC | 5.0m |
| AK-TVSB-010HQC | 10.0m |

Antenna male straight 9.5mm -> Antenna female straight 9.5mm; Colour: white;
Inner conductor: Cu bare 0.5mm; 1. Shielding: doubled AL foil; 2nd shielding: Cu braid 64x0.12; Shielding attenuation: 90dB

AK-TVBS-xxxHQC:
High quality design incolour: black; contacts gold-plated



TV COAXIAL CONNECTION CABLE, 75 OHM

| | |
|--------------|-------|
| AK-TVSBW-001 | 1.5m |
| AK-TVSBW-002 | 2.5m |
| AK-TVSBW-005 | 5.0m |
| AK-TVSBW-010 | 10.0m |

Antenna male straight 9.5mm -> Antenna female angled 9.5mm
Colour: white
Inner conductor: Cu bare 0.5mm
1st shielding: doubled AL foil
2st shielding: Cu braid 64x0.12
Shielding attenuation: 90dB



TV COAXIAL RAW CABLE, 75 OHM

| | |
|--------------|--------|
| AK-TV066-025 | 25.0m |
| AK-TV066-050 | 50.0m |
| AK-TV066-100 | 100.0m |

Colour: white; Material: PVC; Sheath diameter: 6.6mm; ring-packed; Inner conductor: Cu 0.7mm; Insulation: PE 4.4mm; 1st shielding: AL foil double-lined; 2nd shielding: Cu braid 48x0.12; Shielding attenuation: 80dB
Attenuation at 20 °C in dB/100m:
100 MHz - 7.0 dB 1000 MHz - 25.0 dB
200 MHz - 10.6 dB 1350 MHz - 30.8 dB
300 MHz - 12.3 dB 1750 MHz - 34.5 dB
500 MHz - 16.5 dB 2050 MHz - 38.5 dB
800 MHz - 22.2 dB



SAT COAXIAL ANTENNA CONNECTION CABLE, 75 OHM

| | |
|------------|-------|
| AK-SAT-001 | 1.5m |
| AK-SAT-002 | 2.5m |
| AK-SAT-005 | 5.0m |
| AK-SAT-010 | 10.0m |

F male straight -> F male straight
Colour: white
Inner conductor: Cu bare 1.1mm
1st shielding: doubled AL foil
2nd shielding: Cu braid 64x0.12
Shielding attenuation: 90dB



SAT COAXIAL ANTENNA CONNECTION CABLE, 75 OHM

| | |
|---------------|-------|
| AK-SAT-001HQC | 1.5m |
| AK-SAT-002HQC | 2.5m |
| AK-SAT-005HQC | 5.0m |
| AK-SAT-010HQC | 10.0m |

F male straight -> F male straight, high quality
Colour: black
Contacts gold-plated
Inner conductor: Cu bare 1.1mm
1st shielding: doubled AL foil
2nd shielding: Cu braid 64x0.12
Shielding attenuation: 90dB



SAT COAXIAL RAW CABLE, 75 OHM

| | |
|---------------|--------|
| AK-SAT068-025 | 25.0m |
| AK-SAT068-050 | 50.0m |
| AK-SAT068-100 | 100.0m |

Colour: white; Material: PVC; Sheath diameter: 6.8mm; ring-packed; Inner conductor: Cu 1.1mm; Insulation: cell PE 5.0mm; 1st shielding: AL foil double-lined; 2nd shielding: Cu braid 64x0.12; Shielding attenuation: 85dB
Attenuation at 20 °C in dB/100m:
100 MHz - 5.9dB 1000 MHz - 19.8dB
200 MHz - 7.9dB 1350 MHz - 23.9dB
300 MHz - 10.0dB 1750 MHz - 26.9dB
500 MHz - 13.6dB 2050 MHz - 30.8dB
800 MHz - 17.4dB



Coaxial Male, 9.5 mm

Colour: white
Shielding attenuation: 75dB
Screwable

A-TVSG: Straight design
A-TVSW: Angled design



A-TVSG
A-TVSW

Coaxial Female, 9.5 mm

Colour: white
Shielding attenuation: 75dB
Screwable

A-TVBG: Straight design
A-TVBW: Angled design



A-TVBG
A-TVBW

COAXIAL CABLE CONNECTOR

Shielding attenuation: 75dB
Unshielded



A-TVKV

F Male, 6.8mm

Plug length 20mm, milled version.
Cable diameter: 6,8mm
Twist-on diameter: 6.57mm
Dielectric diameter: 4.80mm
Without rings

A-SATS-068HQC: Gold-plated design
A-SATS-068: Nickel-plated design



A-SATS-068HQC
A-SATS-068

F Connector

F female to F female



A-SATKV-BB

WATER PROTECTION CAP

A-SAT-WS: Water protection for F male, rubber boot
A-SAT-WSG: Water protection cap, gel-filled



A-SAT-WS
A-SAT-WSG

External Audio Cables

Stereo Connection Cable

3-pin 3.5 mm stereo male ⇔ 3.5 mm stereo male

| | |
|-----------|--------|
| AK-AV 100 | 1,50 m |
| AK 203/MM | 2,0 m |



Stereo Extension Cable

3.5 mm male ⇔ 3.5 mm male

| | |
|--------|-------|
| AK 203 | 2,5 m |
|--------|-------|



Stereo Connection Cable

3.5mm male ⇔ 2 x cinch male

Cinch male = 1 x red, 1 x white.

| | |
|------------|--------|
| AK 243-015 | 1,5 m |
| AK 243 | 2,0 m |
| AK 243-025 | 2,5 m |
| AK 243-050 | 5,0 m |
| AK 243 10M | 10,0 m |



Stereo Connection Cable

3.5 mm male ⇔ 2 x cinch female

Cinch female = 1 x red, 1 x white.

Molded hoods.


| | |
|--------|-------|
| AK 244 | 2,0 m |
|--------|-------|



Stereo Connection Cable

2 x cinch male/2x cinch female (family plug) ⇔ 2 x cinch male

| | |
|-----------|--------|
| AK-AV 206 | 1,50 m |
|-----------|--------|



Stereo Connection Cable, High Quality

2 x cinch male ⇔ 2 x cinch male metal plug.

| | |
|-----------|-------|
| AK-AV 207 | 1,5 m |
|-----------|-------|





Stereo Connection Cable

Cinch male ↔ cinch male

| | |
|-----------|--------|
| AK-AV 200 | 1,50 m |
| AK-AV 201 | 2,50 m |



Cinch Extension Cable

Cinch male ↔ Cinch female

| | |
|-----------|--------|
| AK-AV 202 | 2,50 m |
|-----------|--------|




Cinch Connection Cable

2 x cinch male ↔ 2 x cinch male

Molded hoods.

| | |
|-------------|-------|
| AK CHMM-015 | 1,5 m |
| AK CHMM | 2,0 m |
| AK CHMM-025 | 2,5 m |
| AK CHMM-50 | 5,0 m |



Cinch Extension Cable

2 x cinch male ↔ 2 x cinch female

Molded hoods.

| | |
|-------------|-------|
| AK CHMF-015 | 1,5 m |
| AK CHMF | 2,0 m |
| AK CHMF-025 | 2,5 m |
| AK CHMF-050 | 5,0 m |




MIDI Adapter Cable

Connection to the game port of a sound card with MIDI support. Makes available a bypassed joystick connection as well as "MIDI-IN" and "MIDI-OUT". Molded hoods, with integrated electronics.

DSUB 15-pin, male ↔ DSUB 15-pin Female + 2 x DIN 5-pin, male

| | |
|------------|-------|
| AK 240/NEW | 2,0 m |
|------------|-------|



Midi Interface Cable

DIN 5-pin, male ↔ DIN 5-pin, male

Molded hoods.

Cable 5-wire, shielded.

Assignment 1:1.

| | |
|--------|-------|
| AK 304 | 2,0 m |
| AK 305 | 5,0 m |

Video and Scart Cables, Adapters

Scart Cable

2 x Scart male, 21-pin, shielded cable.



AK 390 1,5 m

Premium Scart Cable

2 x scart male, 21-pin, double shielded cable.



AK 313 1,5 m
AK 315 2,5 m

Scart Audio Cable

Scart male, 21-pin ↔ 2 x cinch, for audio stereo



AK 391 1,5 m

Scart Video Cable

Scart male, 21-pin ↔ 3 x cinch, video (RCA) + audio/stereo



AK392 1,5 m

Scart Video Audio Cable

Scart male, 21-pin ↔ 6 x cinch, video (RCA) in/out + audio/stereo in/out



AK 393 1,5 m

SVHS Connection Cable

MiniDIN 4 male ↔ MiniDIN 4 male, color black



AK 395-15 1,5 m
AK 395 2,0 m
AK 395-50 5,0 m
AK 395-100 10,0 m

Scart Adapter

1 x male ↔ 3 x cinch, video (RCA) audio stereo output



AB 315 Scart Adapter

Scart Splitter

1 x male/in ↔ 2 x female/out, 2-fold scart splitter



AB 316 1,5 m

Digital Audio Cable with Adapter

Fiber optic cable, for connection of digital audio devices.

Connector: Toslink - Toslink.
 Adapter: To mini plug 3.5 mm, black.
 Hoods: Plastic, black.
 Cable: Black.
 Diameter: 4.0 mm.



| | |
|-----------|-------|
| AK OFC-2 | 1,0 m |
| AK OFC-22 | 2,0 m |
| AK OFC-23 | 3,0 m |

Audio Adapter

AB-AV 100 2-pin 6.3 mm male ⇔ cinch female
 AB-AV 102 2-pin 3.5 mm male ⇔ cinch female



| |
|-----------|
| AB-AV 100 |
| AB-AV 102 |

Audio Adapter

AB-AV 104 3-pin 6.3 mm stereo male ⇔ 2 x 3.5 mm stereo female
 AB-AV 105 3.5 mm stereo male ⇔ 2 x 3.5 mm stereo female



| |
|-----------|
| AB-AV 104 |
| AB-AV 105 |

Audio Adapter

Cinch male ⇔ 2-pin 6.3 mm female



| |
|-----------|
| AB-AV 200 |
|-----------|

Digital Audio Cable

Fiber optic cable, for connection of digital audio devices.

Connector: Toslink - mini plug 3.5 mm.
 Connector ends: Gold-plated.
 Hoods: Plastic, black.
 Cable: Black.
 Diameter: 4.0 mm.



| | |
|-----------|-------|
| AK OFC-1 | 1,0 m |
| AK OFC-12 | 2,0 m |
| AK OFC-13 | 3,0 m |

Audio Adapter

AB-AV 101 2-pin 3.5 mm male ⇔ 3-pin 6.3 mm female
 AB-AV 103 3-pin 3.5 mm stereo male ⇔ 3-pin 6.3 mm stereo female



| |
|-----------|
| AB-AV 101 |
| AB-AV 103 |

Audio Adapter

AB-AV 106 3.5 mm male ⇔ 2 x cinch female
 AB-AV 107 2-pin 3.5 mm male ⇔ 2-pin 6.3 mm female



| |
|-----------|
| AB-AV 106 |
| AB-AV 107 |

Audio Adapter

2-pin 3,5 mm Cinch male ⇔ female



| |
|-----------|
| AB-AV 201 |
|-----------|


Internal Audio Cables

CD-ROM Audio Connection Cable

4-pin, female, 2,54 mm ↔ 4-pin, female, 2,54 mm

UL2547 cable, 3-wire.

Assignment: 1-4, 3-2, 4-1.




AK 2525 0,50 m

CD-ROM Audio Connection Cable

4-pin, female, 2 mm ↔ 4-pin, female, 2,54 mm

UL2547 cable, 3-wire.

Assignment: 1-4, 2-2, 3-1.



AK 2524 0,50 m

CD-ROM Audio Connection Cable, 4-fold

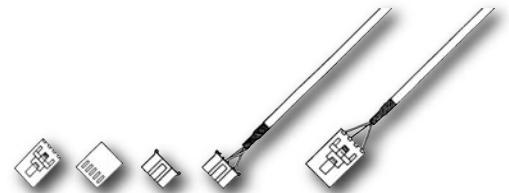
4-pin, female, snap-in, 2,54 mm ↔

1 x 4-pin, female, snap-in, 2,54 mm

1 x 5-pin, female, 2,54 mm

2 x 4-pin, female, 2 mm

UL2547 cable, 3-wire.



AK 615 0,50 m

CD-ROM Audio Connection Cable, 3-fold

4-pin, female, snap-in, 2,54 mm ↔

1 x 4-pin, female, 2,54 mm

1 x 4-pin, female, 2 mm

1 x 4-pin, female, 2 mm

UL2547 cable, 3-wire.



AK 616 0,50 m

Internal S/P-DIF Audio Cable

Unidirectional digital audio cable for connection of CD-ROM, DVD drives to a sound card with S/P-DIF interface (Sony / Philips Digital Interface). As per IEC 958 standard.

Transmission: 1 x stereo channel in 16 / 20 / 24 Bit
Resolution sample rate: 32, 44.1, 48 kHz
Bit rate: 3.072 Mb/s




AK 2526DVD

Internal audio cable.

CD ROM Audio Mixer

Internal adapter that allows the simultaneous connection of two CD-ROM drives / CD burners to a sound card.

Molded, shielded housing.



AB CDMIX



Y-Power Cord

Powers two devices from one power plug.
UL/CSA tested, 10 A, 125 V

1 x Power plug ⇔ 2 x straight connector

AK 500/Y-U 2 m



Power Cord

Power plug ⇔ IEC connector
straight angled

UL/CSA tested, 10 A, 125 V

AK 500/U-1 2 m



Power Cord

Power plug ⇔ IEC connector
straight straight

UL/CSA tested, 10 A, 125 V

AK 500/U-2 2 m



Power Cord

power plug ⇔ figure 8 device connector
straight straight

UL/CSA tested

AK 500/U-3 2 m



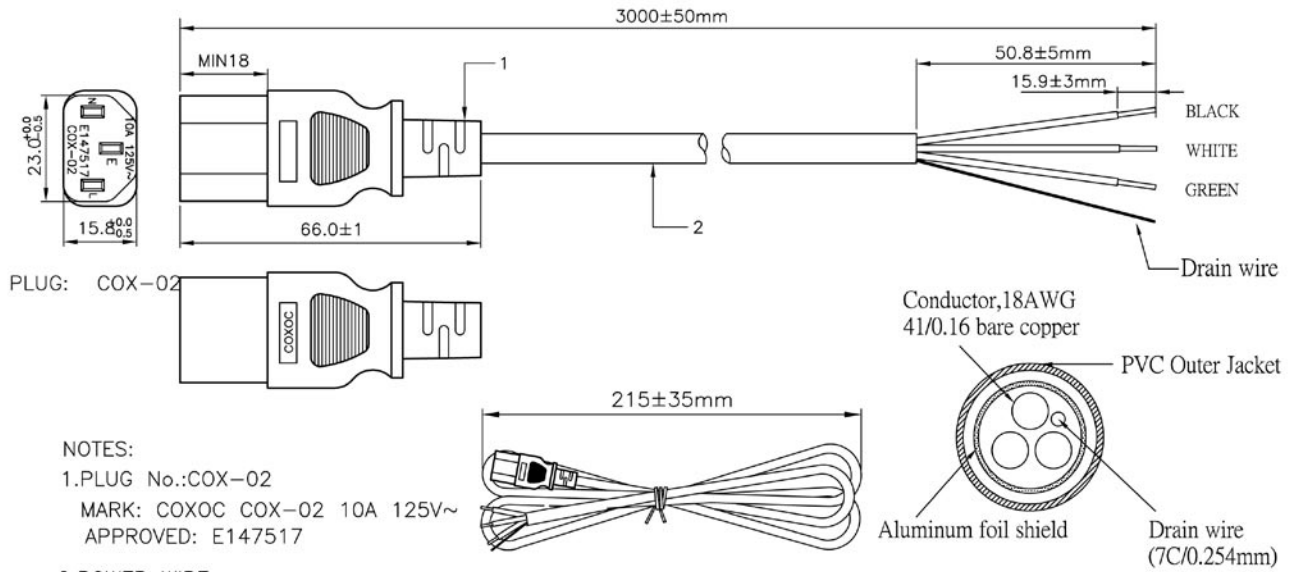
Power Cord Extension Cable

IEC plug ⇔ IEC socket
straight straight

UL/CSA tested, 10 A, 125 V

AK 500/U-4 2 m

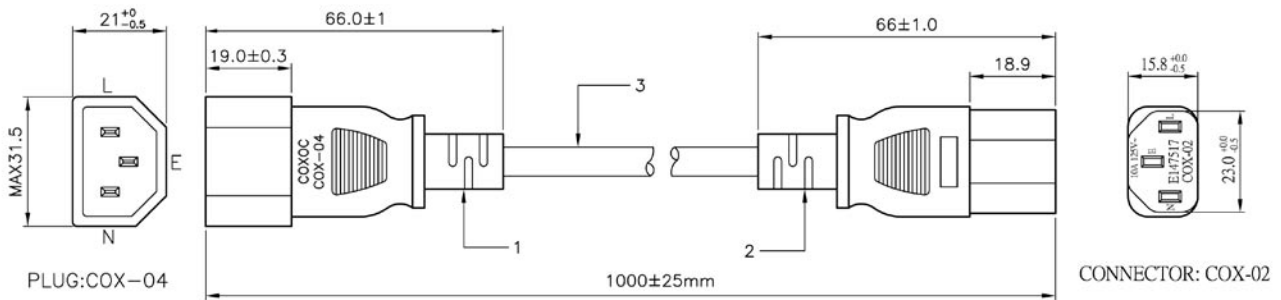
Power Cords



NOTES:

- 1.PLUG No.:COX-02
MARK: COXOC COX-02 10A 125V~
APPROVED: E147517
- 2.POWER WIRE:
C-UL (UL) SJT E148006 VW-1 75°C 18AWGx3C COXOC
SHIELDED
JACKET COLOR: BLACK
INSULATION COLOR: BLACK,WHITE,GREEN.
- 3.JACKET TO BE STRIPPED BACK 50.8mm TO EXPOSE
CONDUCTORS.
- 4.CONDUCTOR TO BE STRIPPED BACK 15.9mm TO EXPOSE
STRAND COPPER AS SHOWN.

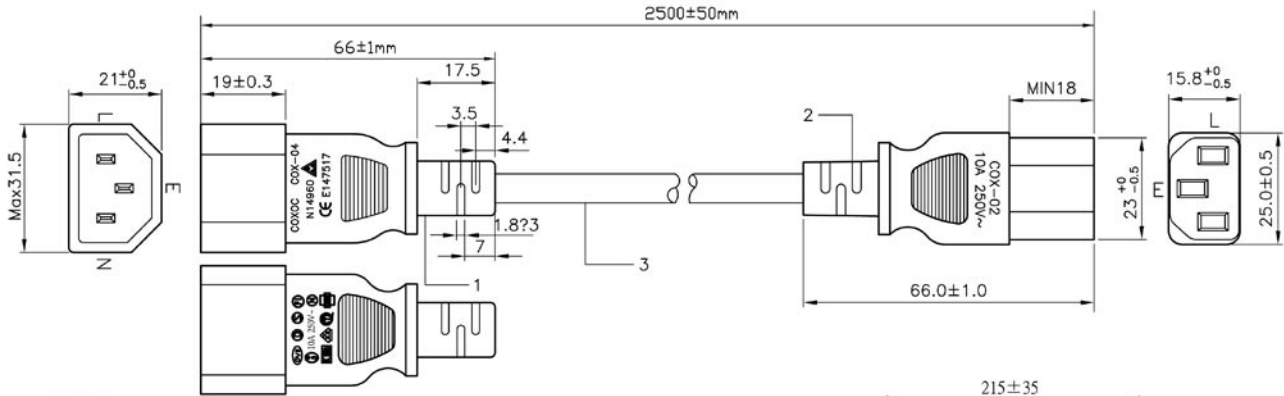
AK-500-OE-9-3



NOTES:

- 1.PLUG No.: COX-04
MARK: COXOC COX-04
APPROVED: E147517
- 2.CONNECTER No.: COX-02
MARK: COXOC COX-02 10A 125V~
APPROVED: E147517
- 3.POWER WIRE:
C-UL (UL) SJT E148006 VW-1 75°C 18AWGx3C COXOC
SHIELDED
JACKET COLOR: BLACK
INSULATION COLOR: BLACK,WHITE,GREEN.

AK-500-JC-5-1



NOTES:

1.PLUG NO:COX-04

MARK:COXOC COX-04 10A 250V~

APPROVED: E147517

N14960

2.CONNECTOR NO:COX-02

MARK: COXOC COX-02 10A 250V~ 10A 125V~

APPROVED: E147517

N14960

3.POWER WIRE: C-UL (UL) SVT E148006 VW-1 75°C 18AWGx3C COXOC

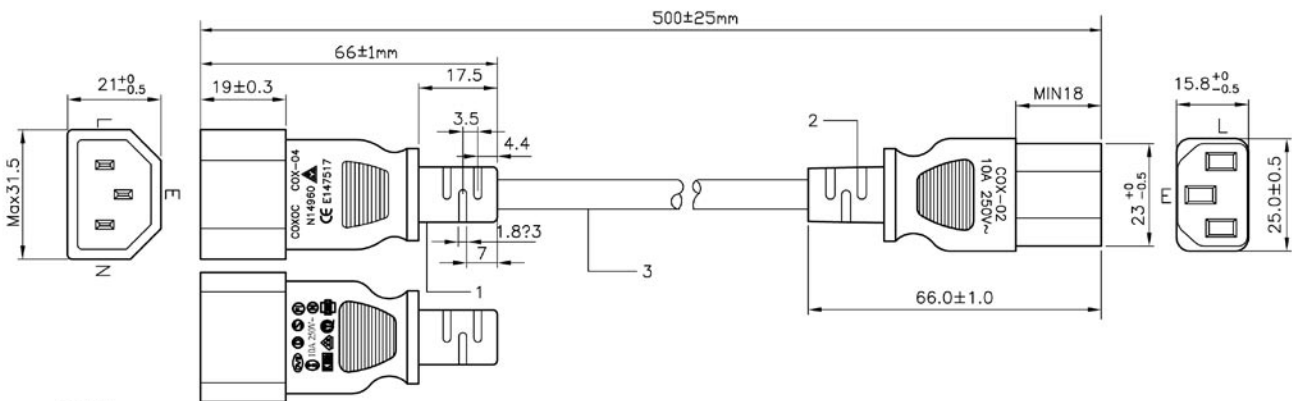
<VDE> H05VV-F 3G0.75mm² COXOC ÖVE

CEBEC KEMA-KEUR IEMMEQU.

COLOR: BLACK

INSULATION COLOR:BROWN,BLUE,YELLOW/GREEN.

AK-500-OE-11-2-5



NOTES:

1.PLUG NO:COX-04

MARK:COXOC COX-04 10A 250V~

APPROVED: E147517

N14960

2.CONNECTOR NO:COX-02

MARK: COXOC COX-02 10A 250V~ 10A 125V~

APPROVED: E147517

N14960

3.POWER WIRE: C-UL (UL) SVT E148006 VW-1 75°C 18AWGx3C COXOC

<VDE> H05VV-F 3G0.75mm² COXOC ÖVE

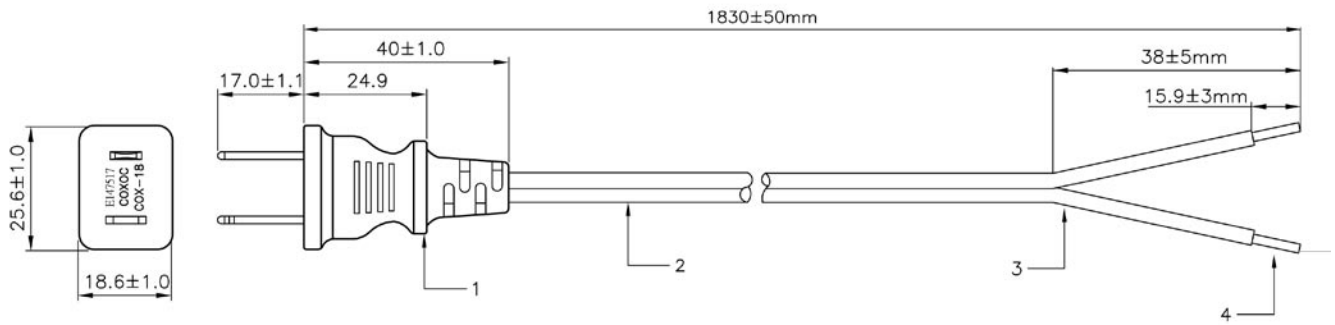
CEBEC KEMA-KEUR IEMMEQU.

COLOR: BLACK

INSULATION COLOR:BROWN,BLUE,YELLOW/GREEN.

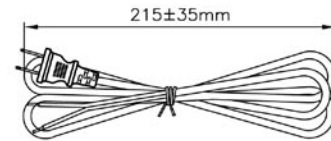
AK-500-OE-11-5

Power Cords

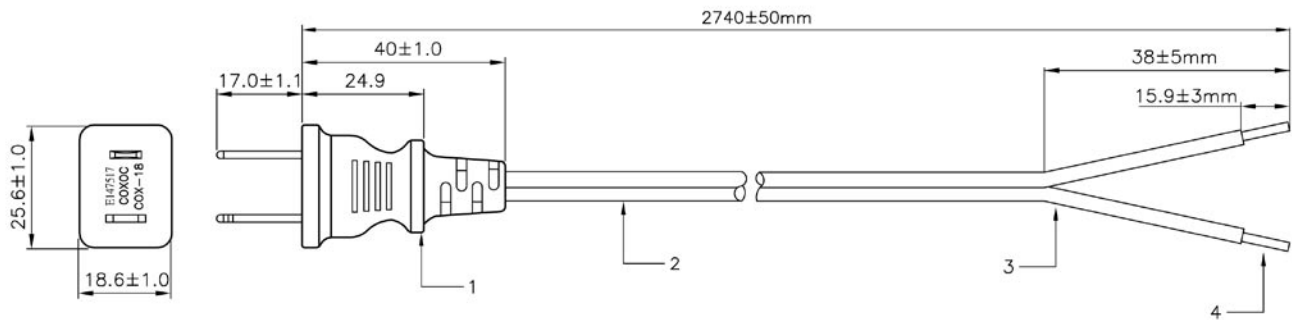


NOTES:

1. PLUG NO: COX-18
MARK: COXOC COX-18
APPROVED: E147517
(BLADE MATERIAL: BARSS PLATING NICKEL
POLARIZED)
2. POWER WIRE:
C-UL (UL) SPT-1 E148006 VW-1 75°C 18AWG×2C COXOC
JACKET COLOR: BLACK
3. THE END TO BE RIVED OFF 38mm.
4. JACKET TO BE STRIPPED BACK 15.9mm TO EXPOSE STRAND
COPPER AS SHOWN.

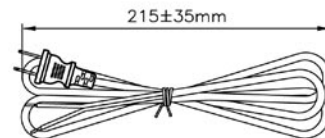


AK-500-OE-12-6F

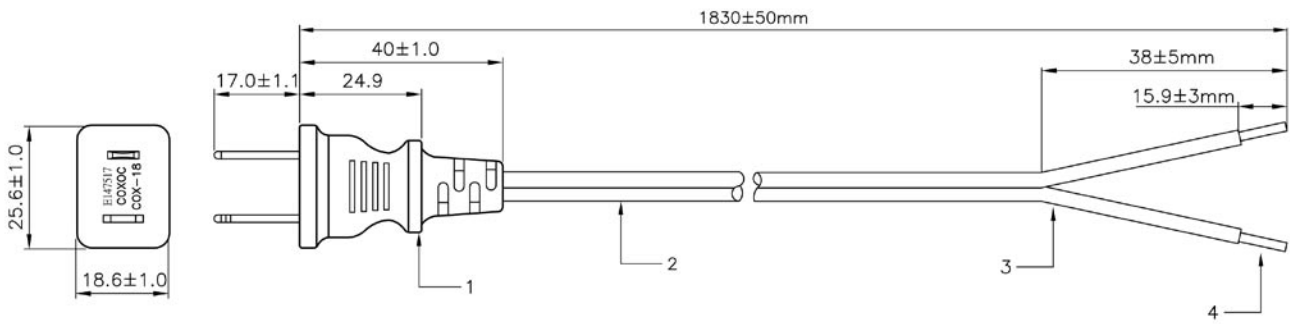


NOTES:

1. PLUG NO: COX-18
MARK: COXOC COX-18
APPROVED: E147517
(BLADE MATERIAL: BARSS PLATING NICKEL
POLARIZED)
2. POWER WIRE:
C-UL (UL) SPT-1 E148006 VW-1 75°C 18AWG×2C COXOC
JACKET COLOR: BLACK
3. THE END TO BE RIVED OFF 38mm.
4. JACKET TO BE STRIPPED BACK 15.9mm TO EXPOSE STRAND
COPPER AS SHOWN.

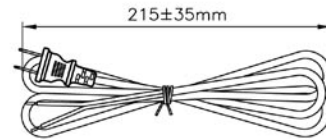


AK-500-OE-12-9F

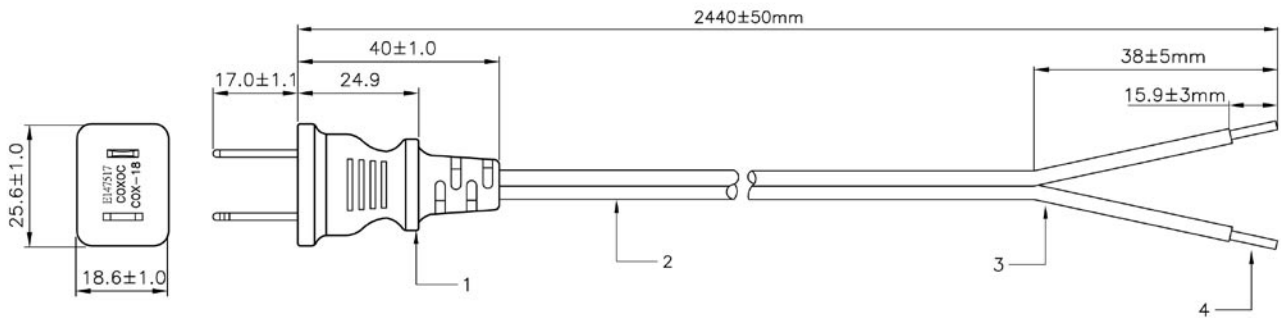


NOTES:

1. PLUG NO: COX-18
MARK: COXOC COX-18
APPROVED: E147517
(BLADE MATERIAL: BARSS PLATING NICKEL
POLARIZED)
2. POWER WIRE:
C-UL (UL) SPT-2 E148006 VW-1 75°C 18AWG × 2C COXOC
JACKET COLOR: BLACK
3. THE END TO BE RIVED OFF 38mm.
4. JACKET TO BE STRIPPED BACK 15.9mm TO EXPOSE STRAND
COPPER AS SHOWN.

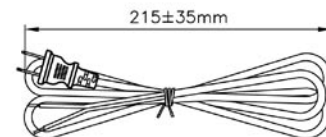


AK-500-OE-13-6F



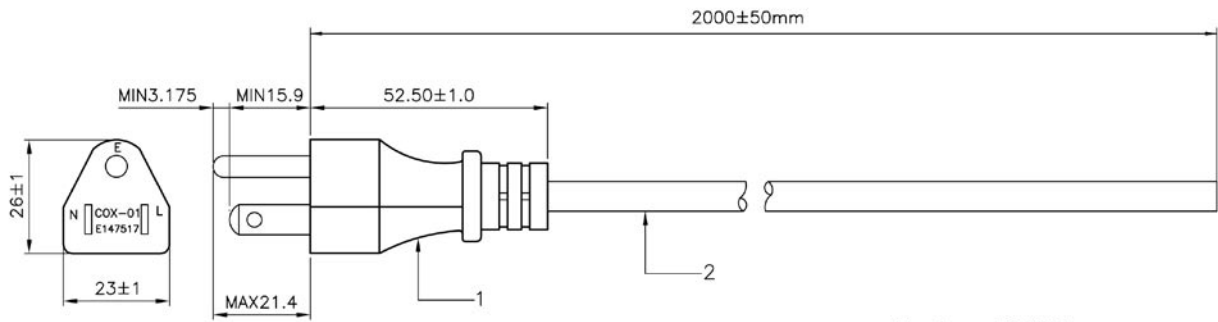
NOTES:

1. PLUG NO: COX-18
MARK: COXOC COX-18
APPROVED: E147517
(BLADE MATERIAL: BARSS PLATING NICKEL
POLARIZED)
2. POWER WIRE:
C-UL (UL) SPT-2 E148006 VW-1 75°C 18AWG × 2C COXOC
JACKET COLOR: BLACK
3. THE END TO BE RIVED OFF 38mm.
4. JACKET TO BE STRIPPED BACK 15.9mm TO EXPOSE STRAND
COPPER AS SHOWN.



AK-500-OE-13-8F

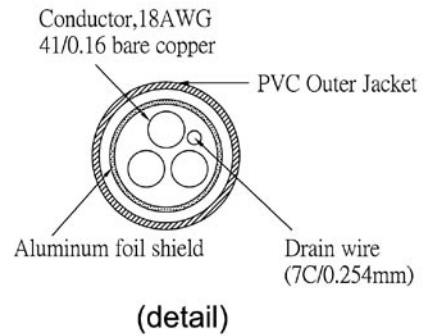
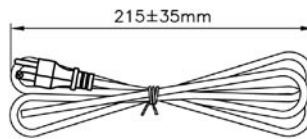
Power Cords



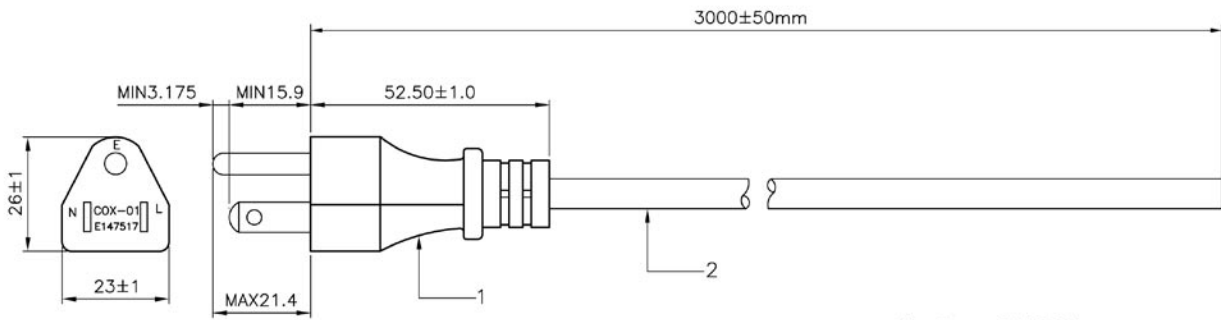
PLUG No.:COX-01

NOTES:

- 1.PLUG NO. : COX-01
MARK:COXOC COX-01
APPROVED: E147517
- 2.POWER WIRE:
C-UL (UL) SVT E148006 VW-1 75°C 18AWG×3C COXOC
SHIELED
JACKET COLOR: BLACK
INSULATION COLOR: BLACK,WHITE,GREEN.
3. THE END TO BE CUT ONLY.



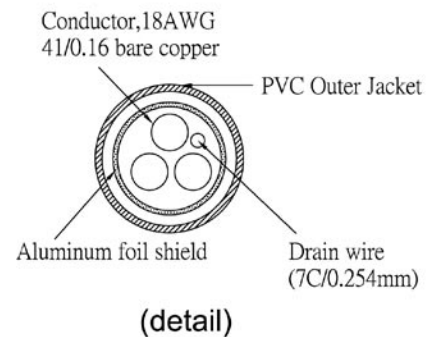
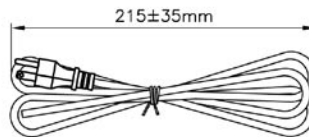
AK-500-OE-5-2



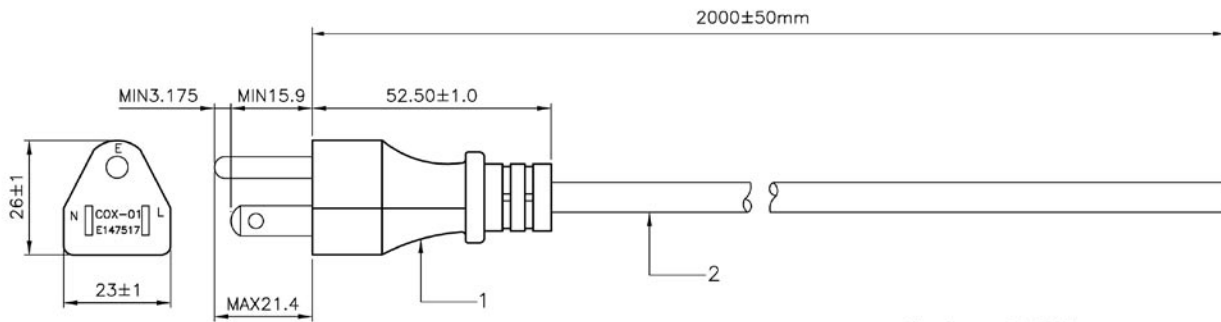
PLUG No.:COX-01

NOTES:

- 1.PLUG NO. : COX-01
MARK:COXOC COX-01
APPROVED: E147517
- 2.POWER WIRE:
C-UL (UL) SVT E148006 VW-1 75°C 18AWG×3C COXOC
SHIELED
JACKET COLOR: BLACK
INSULATION COLOR: BLACK,WHITE,GREEN.
3. THE END TO BE CUT ONLY.



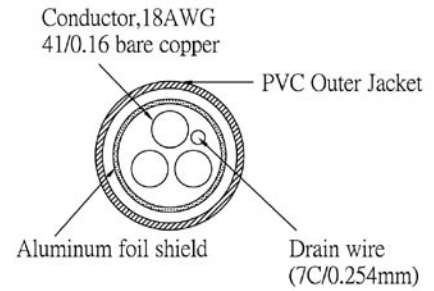
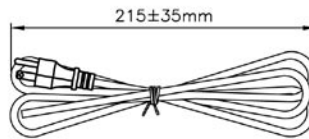
AK-500-OE-5-3



PLUG No.:COX-01

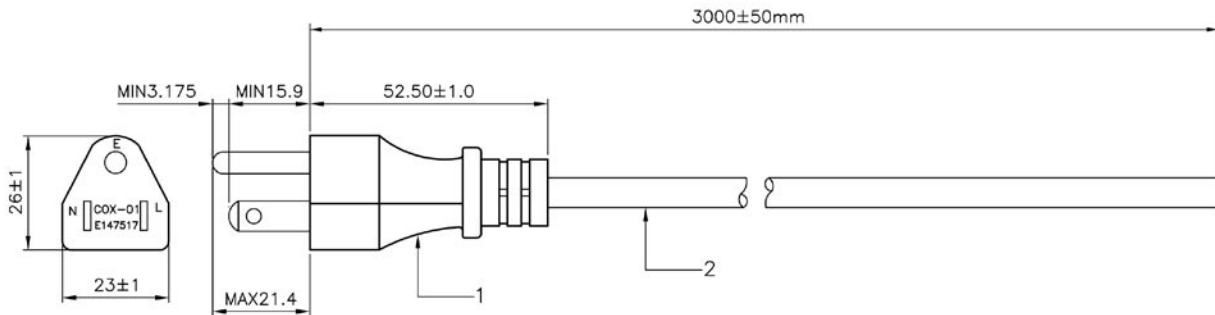
NOTES:

- 1.PLUG NO. : COX-01
MARK:COXOC COX-01
APPROVED: E147517
- 2.POWER WIRE:
C-UL (UL) SJT E148006 VW-1 75°C 18AWG×3C COXOC
SHIELDED
JACKET COLOR: BLACK
INSULATION COLOR: BLACK,WHITE,GREEN.
3. THE END TO BE CUT ONLY.



(detail)

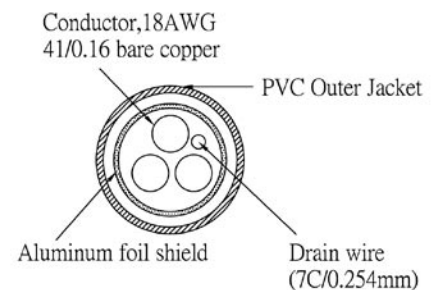
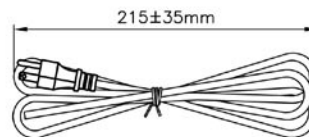
AK-500-OE-6-2



PLUG No.:COX-01

NOTES:

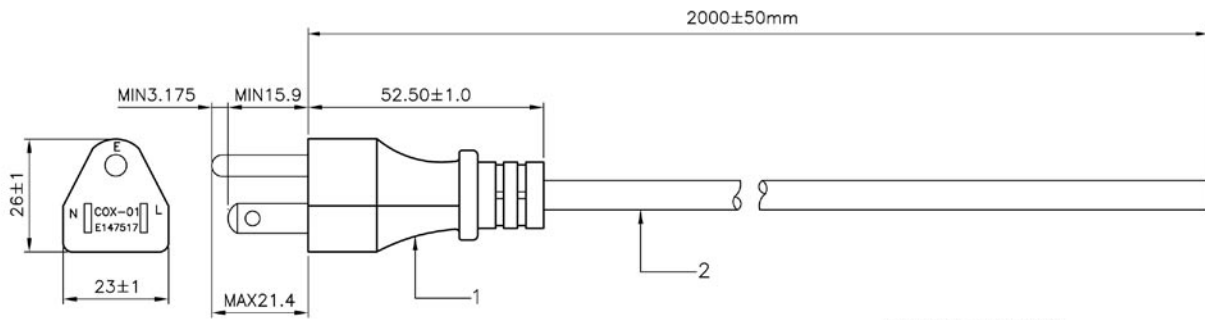
- 1.PLUG NO. : COX-01
MARK:COXOC COX-01
APPROVED: E147517
- 2.POWER WIRE:
C-UL (UL) SJT E148006 VW-1 75°C 18AWG×3C COXOC
SHIELDED
JACKET COLOR: BLACK
INSULATION COLOR: BLACK,WHITE,GREEN.
3. THE END TO BE CUT ONLY.



(detail)

AK-500-OE-6-3

Power Cords

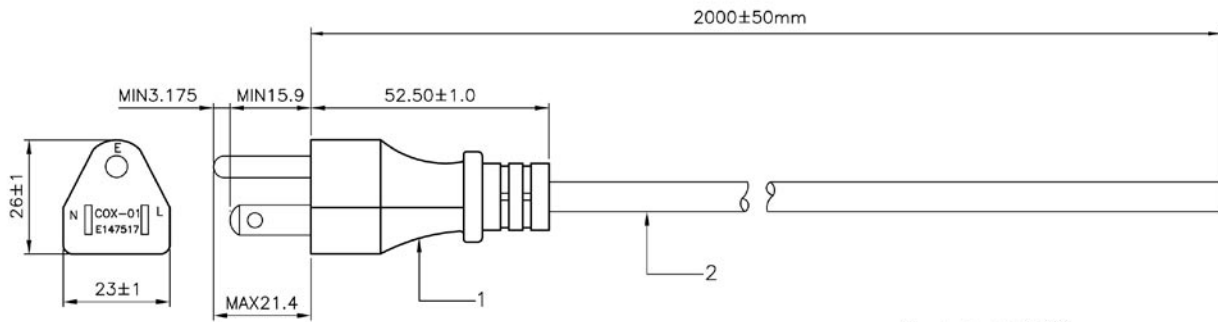


PLUG No.:COX-01

NOTES:

- 1.PLUG NO. : COX-01
MARK:COXOC COX-01
APPROVED: E147517
- 2.POWER WIRE:
C-UL (UL) SVT E148006 VW-1 105°C 18AWG×3C COXOC
SHIELDED
JACKET COLOR: BLACK
INSULATION COLOR: BLACK,WHITE,GREEN.
3. THE END TO BE CUT ONLY.

AK-500-OE-7-2

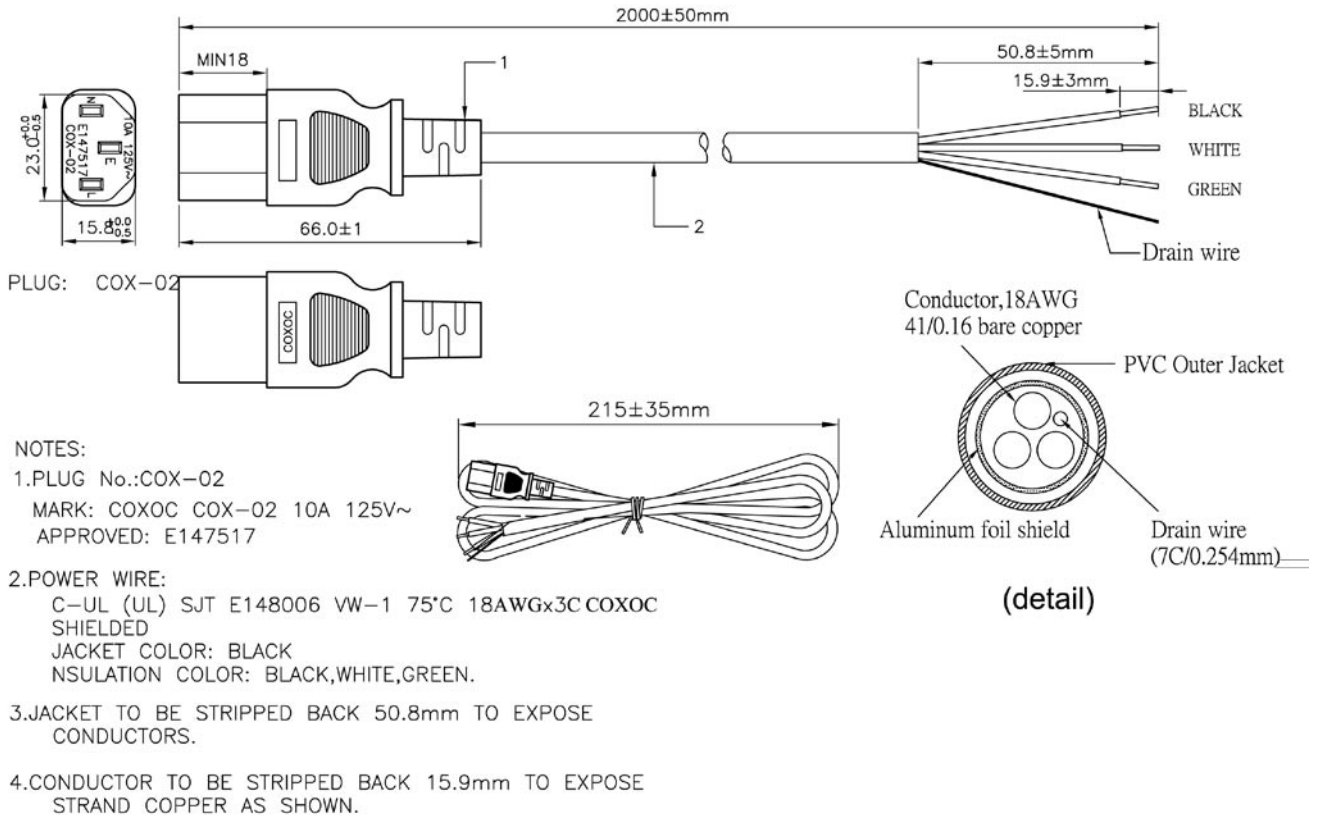


PLUG No.:COX-01

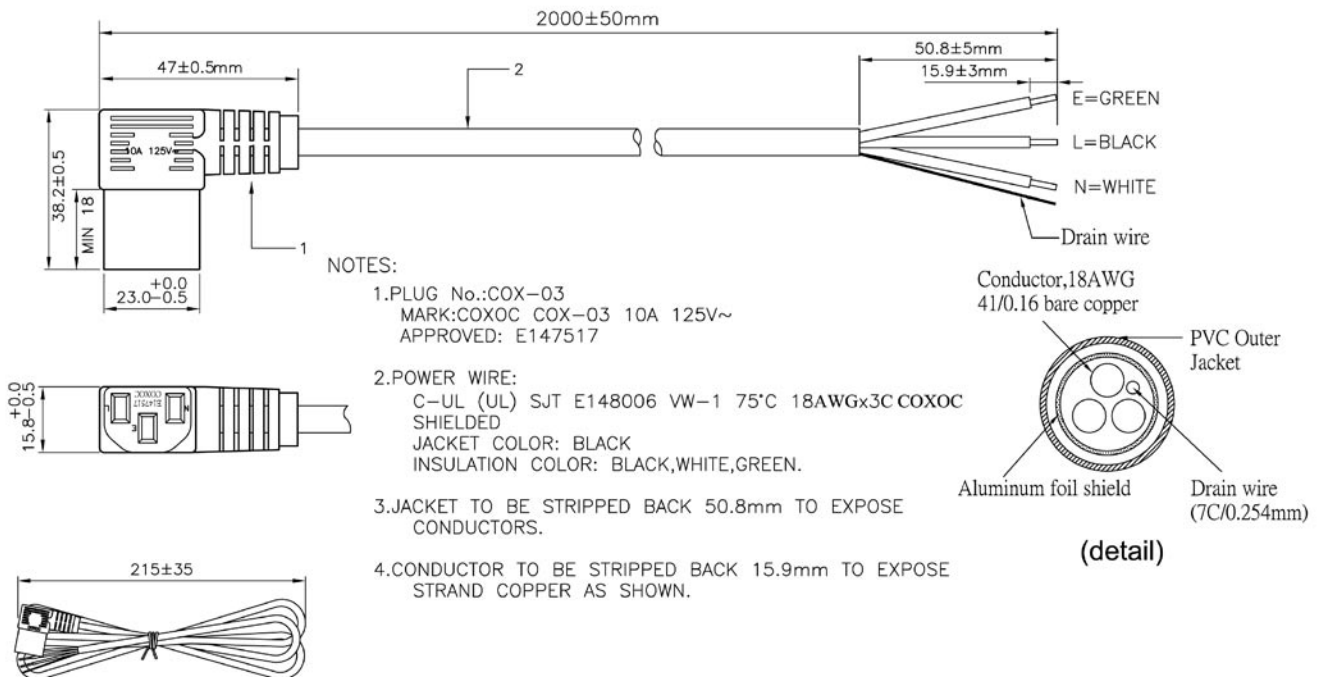
NOTES:

- 1.PLUG NO. : COX-01
MARK:COXOC COX-01
APPROVED: E147517
- 2.POWER WIRE:
C-UL (UL) SJT E148006 VW-1 105°C 18AWG×3C COXOC
SHIELDED
JACKET COLOR: BLACK
INSULATION COLOR: BLACK,WHITE,GREEN.
3. THE END TO BE CUT ONLY.

AK-500-OE-8-2

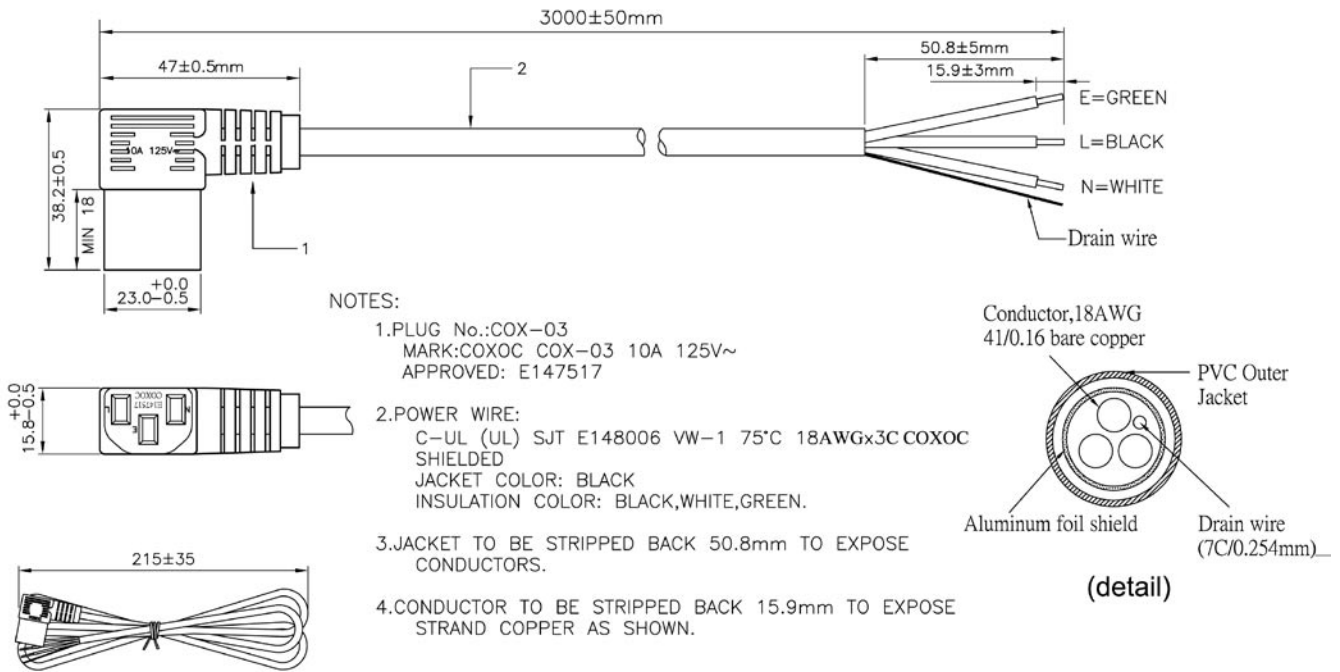


AK-500-OE-9-2

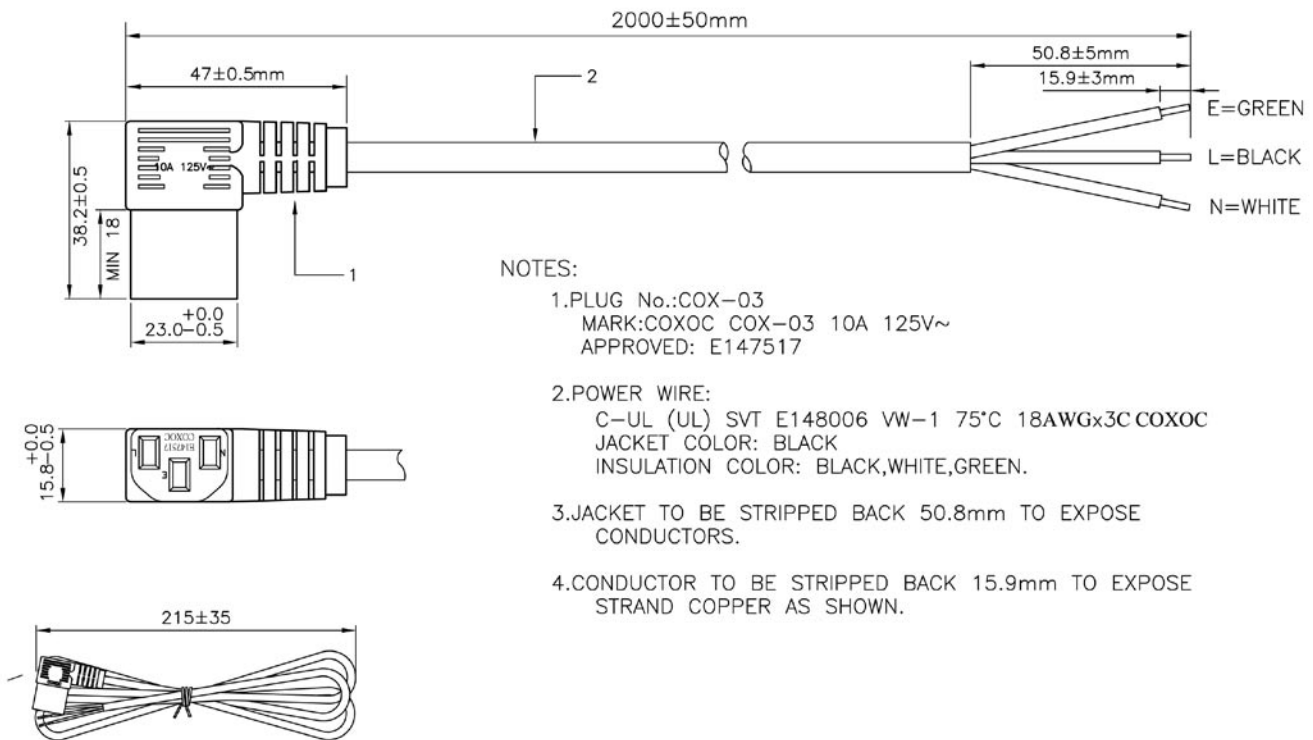


AK-500-RA-5-2

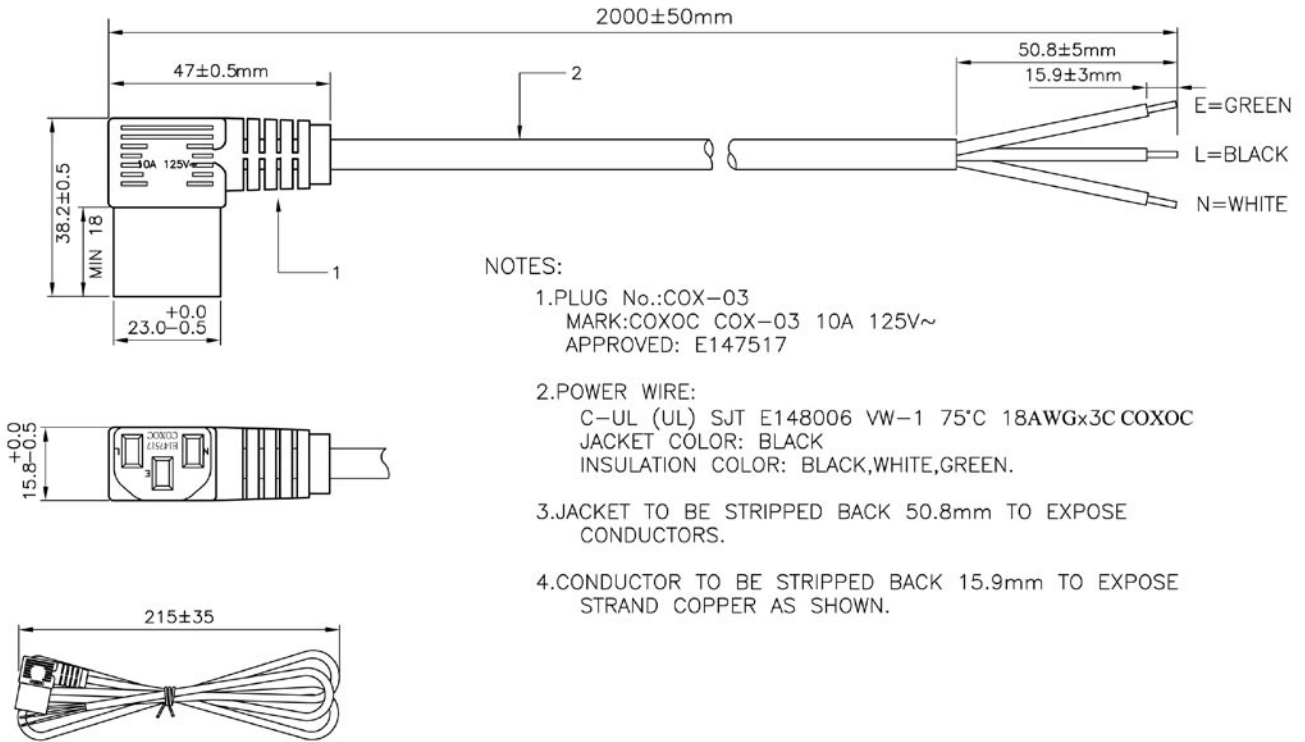
Power Cords



AK-500-RA-5-3



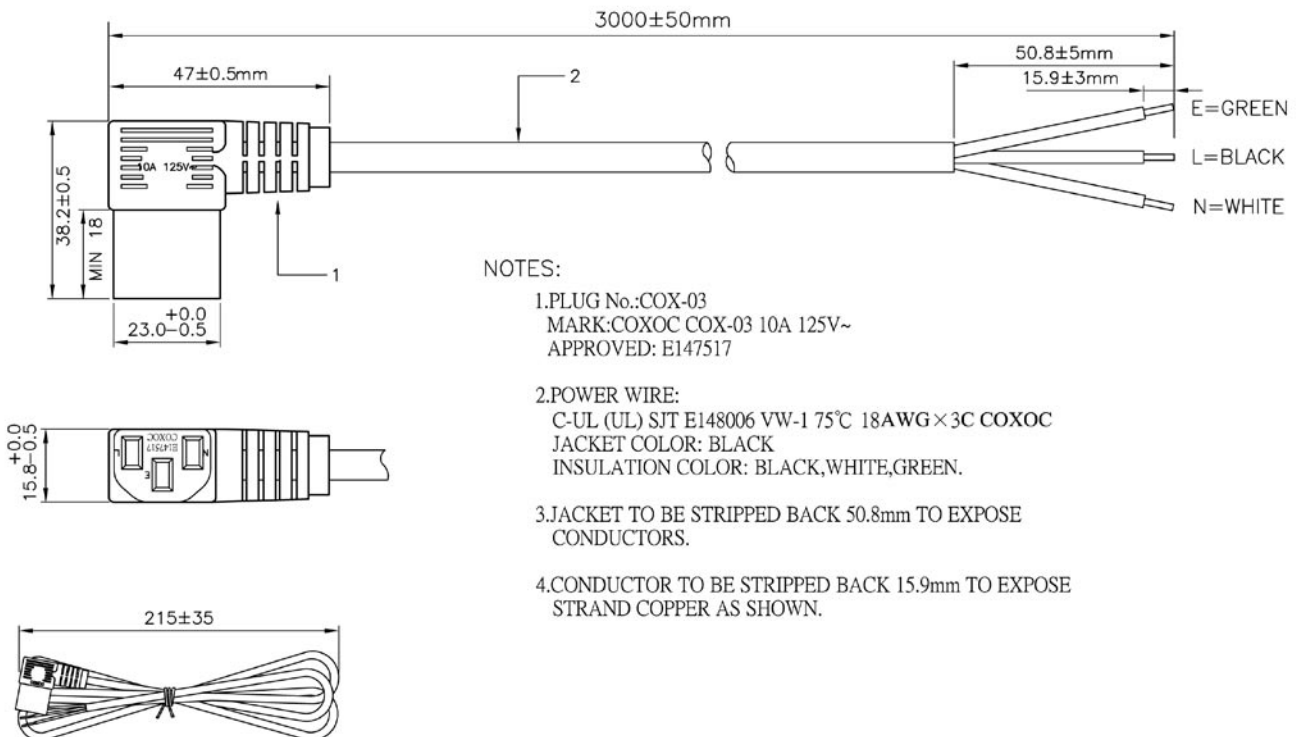
AK-500-RA-6-2



NOTES:

1. PLUG No.: COX-03
MARK: COXOC COX-03 10A 125V~
APPROVED: E147517
2. POWER WIRE:
C-UL (UL) SJT E148006 VW-1 75°C 18AWG×3C COXOC
JACKET COLOR: BLACK
INSULATION COLOR: BLACK, WHITE, GREEN.
3. JACKET TO BE STRIPPED BACK 50.8mm TO EXPOSE CONDUCTORS.
4. CONDUCTOR TO BE STRIPPED BACK 15.9mm TO EXPOSE STRAND COPPER AS SHOWN.

AK-500-RA-7-2



NOTES:


1. PLUG No.: COX-03
MARK: COXOC COX-03 10A 125V~
APPROVED: E147517
2. POWER WIRE:
C-UL (UL) SJT E148006 VW-1 75°C 18AWG×3C COXOC
JACKET COLOR: BLACK
INSULATION COLOR: BLACK, WHITE, GREEN.
3. JACKET TO BE STRIPPED BACK 50.8mm TO EXPOSE CONDUCTORS.
4. CONDUCTOR TO BE STRIPPED BACK 15.9mm TO EXPOSE STRAND COPPER AS SHOWN.

AK-500-RA-7-3

Internal Power Supply Cables

Internal Y-Power Supply Cable


5.25" male ⇔ 2 x 5.25" female



AK 319 0,20 m

Internal Y-Power Supply Cable

AK 521 = 5.25" male ⇔ 5.25" female + 3.5" female
AK 520 = 5.25" male ⇔ 2 x 3.5" female




AK 521 0,20 m

AK 520 0,20 m

Internal ATX to ATX / Pentium IV Power Supply Cable

2 x 5.25" male / female ⇔ 4-pin mainboard P-IV
12V power supply



AK ATX-P4 0,20 m

ATX Extension Cable

ATX male, 20 PIN ⇔ ATX female, 20 PIN

This cable extends the ATX power supply cable of the ATX power supply by 20 cm.



AK ATX-EXT 0,20 m

ATX - AT Power Supply Cable

ATX male, 20 PIN ⇔ P8 and P9, female, each 6 PIN

With this cable, you can use AT mainboards with PS2/AT connections in cases with ATX power supplies. All required connections are bypassed to fit only in the correct position.




AK ATX-AT 0,20 m

Internal CPU Fan Power Supply Cable

Adapter for connection of CPU fans with 3-pin connectors directly to the ATX/AT power supply. Particularly suited for PCs, with mainboards (AT) that have no direct connection for a CPU fan.

3-pin CPU fan, male ⇔ 1 x 5.25" male

CPU fan adapter cable.



AK 53P4P

PS/2 Notebook Y-Adapter

For connection of a PS/2 keyboard and mouse to a notebook keyboard port.



AB NA 2 x MD 6-pin Female ⇔ 1 x MD 6-pin Male

Mini Null Modem Adapter

Suitable for data exchange between two PCs via the serial port. Assignment (9-pin version corresponds to the signals from the 25-pin version): 1-1, 2-3, 3-2, 4, 5-8, 6-20, 7-7, 8-4,5, 20-6, G-G.




AB NM9 DSUB 9-pin, M ⇔ DSUB 9-pin F

AB NM25 DSUB 25-pin, M ⇔ DSUB 25-pin F

RS 232 Interface Tester with 18 LEDs

Displays the status and data flow of the wires 2, 3, 4, 5, 6, 8, 11, 19 and 20. 1 x DSUB 25-pin male ⇔ 1 x DSUB 25-pin female.



AB 934 Plastic Housing

AB 935 Plastic Housing, Metalized

Mini Gender Changer

Metal version, assignment 1:1, with hex-screws.



AB 410 DSUB, 9-pin, M/M

AB 411 DSUB, 9-pin, F/F

AB 412 DSUB, 15-pin, M/M

AB 413 DSUB, 15-pin, F/F

PS/2 Notebook Cable Adapter

For connection of a PS/2 keyboard and mouse to the notebook keyboard port, cable length 15 cm.



AB NAK 2 x MD 6-pin Female ⇔ 1 x MD 6-pin Male

PS/2 Mouse Cable Adapter, for Combo Mice

Molded plastic, cable length 15 cm.



AB 401K MD 6-pin Female ⇔ DB 9-pin Male

AB 450K MD 6-pin Male ⇔ DB 9-pin Female

AB 405K MD 6-pin Male ⇔ DB 9-pin Male

AB 406K MD 6-pin Female ⇔ DB 9-pin Female

RS 232 Adapter

Metal version, DSUB 25-pin with screw eyes, DSUB 9-pin with hex-screws.



AB 467 DSUB, 9-pin Male ⇔ 25-pin Male

AB 468 DSUB, 9-pin Male ⇔ 25-pin Female

AB 469 DSUB, 9-pin Female ⇔ 25-pin Female

AB 470 DSUB, 9-pin Female ⇔ 25-pin Male

Mini Gender Changer

Metal version, assignment 1:1, with hex-screws.



AB 414 DSUB, 25-pin, M/M

AB 415 DSUB, 25-pin, F/F

AB 418 HD DSUB, 15-pin, M/M

AB 420 HD DSUB, 15-pin, F/F

Interface, Digital Audio and DVI Adapters

Keyboard Adapter

Molded Plastic.



| | |
|---------------|---------------------------------------|
| AB 961 | MiniDIN 6-pin Female ⇔ DIN 5-pin Male |
| AB 440 | MiniDIN 6-pin Male ⇔ DIN 5-pin Female |

Serial Adapter

Molded plastic, with thumb screws.



| | |
|----------------|------------------------------------|
| AB 913 | DSUB, 9-pin Male ⇔ 25-pin Male |
| AB 914 | DSUB, 9-pin Female ⇔ 25-pin Male |
| AB 914F | DSUB, 9-pin Male ⇔ 25-pin Female |
| AB 915 | DSUB, 9-pin Female ⇔ 25-pin Female |

Digital Audio Adapter


For connection of 2 Toslink cables.
Housing: metal, gold / nickel effect.



| | |
|------------------|-------------------------|
| AB OFC-GO | Toslink Adapter, Gold, |
| AB OFC-NI | Toslink Adapter, Nickel |

DVI ⇔ DVI Adapter

Male and Female with thumb screws, black.



| | |
|---------------|-----------------------------|
| AB 545 | DVI-I, Male ⇔ DVI-I, Female |
|---------------|-----------------------------|

Mouse Adapter, only for Combo Mice

Molded plastic, DSUB 9-pin with hex-screws.



| | |
|---------------|--|
| AB 401 | MiniDIN 6-pin Female ⇔ DSUB 9-pin Male |
| AB 450 | MiniDIN 6-pin Male ⇔ DSUB 9-pin Female |
| AB 405 | MiniDIN 6-pin Male ⇔ DSUB 9-pin Male |
| AB 406 | MiniDIN 6-pin Female ⇔ DSUB 9-pin Female |

Digital Audio Splitter

Splits a single fiber optic connection into two connections.
Connector: 1 x Toslink, female - 2 x Toslink, female
Housing: plastic, black.



| | |
|-----------------|-----------------|
| AB OFC-Y | Splitter 1 to 2 |
|-----------------|-----------------|

DVI ⇔ VGA Analog Adapter

Plugs with thumb screws, socket with UNC4-40 bolts, black.



| | |
|---------------|------------------------------|
| AB 540 | DVI-D, Male ⇔ HPC 20, Female |
| AB 541 | DVI-D, Female ⇔ HPC 20, Male |

DVI ⇔ VGA Analog Adapter

Plugs with thumb screws, socket with UNC4-40 bolts, black.



| | |
|---------------|-------------------------------|
| AB 543 | DVI-I, Male ⇔ DSUB 15, Female |
| AB 544 | DVI-I, Female ⇔ DSUB 15, Male |

Serial ATA 150 Connector Cable

- Compatible with Serial ATA 1.0 standard
- Suitable for data transfer rates up to 150 MB/s
- 7-wire cable, UL21149
- 4 x data wires, 3 x earthing wires

AK-SATA-PC 015: Serial ATA power supply cable,
15-pin SATA power supply / female - 4-pin ATX power supply / female

| | |
|----------------|--------|
| AK-SATA-050 | 0,50 m |
| AK-SATA-075 | 0,75 m |
| AK-SATA-100 | 1,00 m |
| AK-SATA-PC 015 | 0,15 m |

Internal SCSI UW 320 Connector Cable, Round Design

- 68-wire twisted pair cable in plastic boot, AWG 30, UL 20276.
- Sheath and boots transparent, material PVC.

| | |
|--------------------|--------|
| AK LVD-2D320/Round | 0,50 m |
| AK LVD-3D320/Round | 0,75 m |
| AK LVD-5D320/Round | 1,20 m |

Internal SCSI UW 320 Connector Cable, Round Cable Design

- 68-wire twisted pari cable in plastic boot, AWG 30, UL 20276.
- Sheath and boots transparent, material PVC.
- Additional 1 x IDC 68 male each for termination.


| | |
|----------------------|--------------------|
| AK LVD-3+1D320/Round | 0.75 m |
| AK LVD-5+1D320/Round | 1.20 m |
| AK LVD-8+1D320/Round | 2.20 m |
| AB LVD-320T | LVD 320 Terminator |

Floppy and ATA Ribbon Cables

3.5" + 5.25" FLOPPY Connector Cable for 2 x 3.5" and 2 x 5.25" FDD

3 x 34-pin, socket connector (3.5")
2 x 34-pin socket connector (5.25")

34-wire ribbon cable, AWG28,
2.54 mm pitch, UL2651.




AK 342 0,95 m

3.5" FLOPPY Connector Cable for 2 x 3.5" FDD

3 x 34-pin, socket connector (3.5")

34-wire ribbon cable, AWG28,
2.54 mm pitch, UL2651.




AK 3620-050 0,50 m

AK 3620 0,75 m

Hard Drive Connector Cable for 1 x IDE / AT Bus Hard Drive

2 x 40-pin, socket connector

40-wire ribbon cable, AWG28,
2.54 mm pitch, UL2651.




AK 337 0,75 m

Hard Drive Connector Cable for 2 x IDE / AT Bus Hard Drives

3 x 40-pin, socket connector

40-wire ribbon cable, AWG28,
2.54 mm pitch, UL2651.



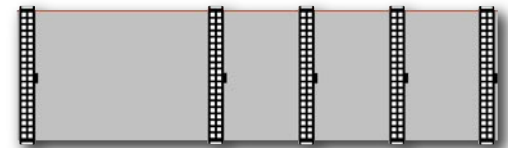
AK 5430 0,50 m

AK 336 0,70 m

Hard Drive Connector Cable for 3 x or 4 x IDE / AT Bus Hard Drives

AK 372 = 4 x 40-pin, socket connector
AK 3720 = 5 x 40-pin, socket connector

40-wire ribbon cable, AWG28, 2.54 mm pitch, UL2651.



AK 372 0,75 m

AK 3720 1,05 m

Ultra ATA Hard Drive Connector Cable, 66 Mbps

For Ultra DMA, Ultra DMA-2 and Ultra ATA hard drives,
data transfer up to 66 Mbps.

80-wire ribbon cable, AWG30, 0.635 mm pitch, UL2678, three
differently colored 40-pin socket connectors.
(blue= controller, black= master, grey= slave)



AK-ATA 0,60 m

AK-ATA-1 0,46 m

Ultra ATA Hard Drive Connector Cable, 100 Mbps

For Ultra DMA, Ultra DMA 2 and Ultra ATA hard drives up to
100 Mbps.

80-wire ribbon cable, AWG30, 0.635 mm pitch, UL2678, three
differently colored 40-pin socket connectors.
(blue= controller, black= master, grey= slave)



AK-ATA-100 0,46 m

AK-ATA-100/1 0,60 m

Ribbon Cable AWG28, 1.27 mm Pitch

Color: grey with red marked ID line, 30.5 meter roll.

AK AWG68 = Pitch 0.638 mm



AK AWG20 20-adrig

AK AWG26 26-adrig

AK AWG34 34-adrig


AK AWG40 40-adrig

AK AWG50 50-adrig

AK AWG68 68-adrig



| | |
|---|--|
| Betriebsspannung 300 V eff | Operating voltage 300 V rms |
| Durchschlagsspannung 2000 V eff | Test voltage 2000 V rms |
| Strombelastbarkeit 1A | Current capacity 1A |
| Isolationswiderstand >20 G Ω /m | Insulation resistance >20 G Ω /m |
| Kapazität 45pF /m | Capacity 45pF /m |
| Leiterwiderstand > 230Ω /km | Conductor resistance > 230Ω /km |
| Impedanz 104 Ω | Impedance 104 Ω |
| Übersprechen, unsymmetrisch 60 dB | Cross-talk, asym. 60 dB |
| Übersprechen, symmetrisch 50 dB | Cross-talk, sym. 50 dB |
| Temperaturbereich -30°C bis +105°C | Temperature range -30°C bis +105°C |
| Farbe Grau, mit roter Kennader Farbkodiert | Colour Grey, red coded Colour coded |



Farbfolge: braun, rot, orange, gelb, grün, blau, violett, grau, weiss, schwarz

Colour sequence: brown, red, orange, yellow, green, blue, violet, grey, white, black

Bestellcode : **AWG - 28 - x / x**
Ordercode :

Bitte „x“ durch die unten geeignete Option ersetzen
Please replace „x“ with appropriate option listed below

1. 2.

1.

Polzahl
10 / 14 / 16 / 20 / 25 / 26 / 34 / 37* / 40 / 50 / 60* / 64

No. of contacts
10 / 14 / 16 / 20 / 25 / 26 / 34 / 37* / 40 / 50 / 60* / 64

2.

Farbe
G -Grau (30.5 m)
G50 -Grau (50 m)
G100 -Grau (100 m)
F -Farbkodiert (30.5 m)

Colour
G -Grey (30.5 m)
G50 -Grey (50 m)
G100 -Grey (100 m)
F -Colour coded (30.5 m)


* -nicht bei Farbkodierten Leitungen verfügbar

* -not available in color cables

**Andere Rollengrößen und halogenfreies
Flachbandkabel auf Anfrage**

**Other lengths per reel and halogen free
cable on request**

Flat cables AWG 28, 1.27 mm pitch



Standard: 30.5m Rolle / Reel

Bestellcode : **AK** - **AWG** - **x**
Ordercode :

Bitte „x“ durch die unten geeignete Option ersetzen
Please replace „x“ with appropriate option listed below


1.

1.

Polzahl
10 / 14 / 16 / 24 / 25 / 64

No. of contacts
10 / 14 / 16 / 24 / 25 / 64

Flachbandkabel AWG 28, 1.00 mm Raster Flat cable AWG 28, 1.00 mm pitch



Standard: 30.5m Rolle / Reel

Bestellcode : **AWG** - **28** - **x** - **G1.0**
Ordercode :

Bitte „x“ durch die unten geeignete Option ersetzen
Please replace „x“ with appropriate option listed below

1.

1.

Polzahl
14 / 20 / 26 / 34 / 40 / 50

No. of contacts
14 / 20 / 26 / 34 / 40 / 50

Neben Standardkabeln fertigen wir Kabelkonfektionen speziell nach Kundenwunsch. Im Bereich Flachbandkabel bieten wir Ihnen Konfektionen mit beliebigen Polzahlen und Längen mit entsprechenden Steckverbindern an.

Ein äußerst flexibles und kostengünstiges System von automatischer und manueller Fertigung bietet Ihnen

- wettbewerbsfähige Preise
- hohe Qualität mit 100% elektrischer Prüfung und Zertifizierung auf Wunsch
- Bedruckung von Kabel und Steckern




Senden Sie uns Ihre Anfrage.

Apart from standard cables, special cables can be assembled upon request. For flatcables we offer assemblies in any length with any number of conductors and with all kinds of connectors.

An extremely flexible and cost-effective system of automatic and manual production offers you

- competitive pricing
- high quality with 100% electrical testing and certification on request
- printing on cables and connectors

Please send your enquiry




SCSI 3 and 2 Round Cables, External

SCSI 3 ⇔ SCSI 3 Cable, UL 2919

DSUB 68, HP, male ⇔ DSUB 68, HP, male clip

UL 2919, twisted pair, triple shielding, 68-wire, molded hoods.

| | |
|------------|-------|
| AK 580/F-1 | 0,9 m |
| AK 580/F-2 | 2,0 m |




SCSI 3 ⇔ SCSI 3 Cable, UL 2919

DSUB 68, HP, male ⇔ DSUB 68, HP, male screw

UL 2919, twisted pair, triple shielding, 68-wire, molded hoods.

| | |
|-------------|-------|
| AK 5800/F-1 | 0,9 m |
| AK 5800/F-2 | 2,0 m |




SCSI 2 ⇔ SCSI 3 Cable, UL 2990

DSUB 50, HP, male ⇔ DSUB 68, HP, male clip

AK 5802
DSUB 50, HP, male ⇔ DSUB 68, HP, male screw

UL 2990, twisted pair, double shielding, 50-wire, molded hoods.

| | |
|---------|-------|
| AK 5801 | 0,9 m |
| AK 5802 | 0,9 m |




SCSI 2 ⇔ SCSI 3 Cable, UL 2919

DSUB 50, HP, male ⇔ DSUB 68, HP, male screw

UL 2919, twisted pair, triple shielding, 50-wire, molded hoods.

| | |
|-------------|-------|
| AK 5812/F-1 | 0,9 m |
| AK 5812/F-2 | 2,0 m |



SCSI 1 ⇔ SCSI 3 Cable, UL 2919

DSUB 25, SP, male ⇔ DSUB 68, HP, male screw

UL2919, twisted pair, triple shielding, 25-wire, molded hoods, for ZIP drives.

| | |
|------------|-------|
| AK 441/F-1 | 0,9 m |
| AK 441/F-2 | 2,0 m |




SCSI 2 ⇔ SCSI 2 Cable, UL 2919

DSUB 50, HP, male ⇔ DSUB 50, HP, male clip

UL 2919, twisted pair, triple shielding, 50-wire, molded hoods.

| | |
|------------|-------|
| AK 579/F-1 | 0,9 m |
| AK 579/F-2 | 2,0 m |




SCSI 2 ⇔ SCSI 2 Cable, UL 2919

DSUB 50, HP, male ⇔ DSUB 50, HP, male screw

UL 2919, twisted pair, triple shielding, 50-wire, molded hoods.

| | |
|-------------|-------|
| AK 5790/F-1 | 0,9 m |
| AK 5790/F-2 | 2,0 m |





SCSI 2 ⇔ SCSI 2 Cable, UL 2990

DSUB 50, HP, male ⇔ DSUB 50, HP, male clip

UL 2990, twisted pair, double shielding, 50-wire, molded hoods.

| | |
|--------|-------|
| AK 578 | 0,9 m |
| AK 579 | 3,0 m |






SCSI 2 ⇔ SCSI 2 Cable, UL 2990

DSUB 50, HP, male ⇔ DSUB 50, HP, male
clip clip

UL 2990, twisted pair, double shielding, 50-wire,
molded hoods.



| | |
|--------|-------|
| AK 578 | 0,9 m |
| AK 579 | 3,0 m |



FAST SCSI 1 ⇔ SCSI 2 Cable, UL 2919

CENT 50, SP, male ⇔ DSUB 50, HP, male
clamp clip

UL 2919, twisted pair, triple shielding, 50-wire,
molded hoods.

| | |
|------------|-------|
| AK 545/F-1 | 0,9 m |
| AK 545/F-2 | 2,0 m |



SCSI 1 ⇔ SCSI 2 Cable, UL 2990

DSUB 25, SP, male ⇔ DSUB 50, HP, male
screw clip

UL 2990, twisted pair, double shielding, 25-wire,
molded hoods, for ZIP drives.



| | |
|-------------|-------|
| AK 438-1NEW | 0,9 m |
| AK 438-2NEW | 2,0 m |




SCSI 1 ⇔ SCSI 2 Cable, UL 2990

CENT 50, SP, male ⇔ DSUB 50, HP, male
clamp clip

UL 2990, twisted pair, double shielding, 50-wire,
molded hoods.



| | |
|-----------|-------|
| AK 545 | 0,9 m |
| AK 545 2M | 2,0 m |




Very High Density SCSI Cable, UL 20276

DSUB 68, HP, male ⇔ CENT 68, VHD, male
screw pitch 0.8 mm, screw

UL20276, twisted pair, double shielding, 68-wire,
molded hoods.

| | |
|--------|-------|
| AK 660 | 0,9 m |
|--------|-------|



Very High Density SCSI Cable, UL 20276

DSUB 50, HP, male ⇔ CENT 68, VHD, male
clip pitch 0.8 mm, screw

UL20276, twisted pair, double shielding, 50-wire,
molded hoods.

| | |
|--------|-------|
| AK 661 | 0,9 m |
|--------|-------|

Hoods for D-Sub-connectors, snap-in lock



Merkmale

Zweiteiliges Kunststoffgehäuse aus Glasfaserverstärktem Material. Gerader Kabelausgang. Schnelle Montage durch Schnappverschluss.

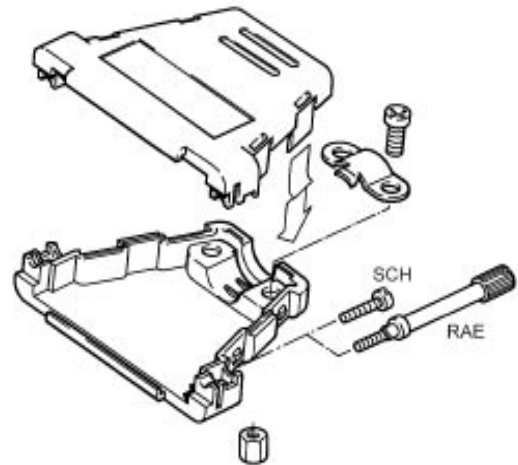
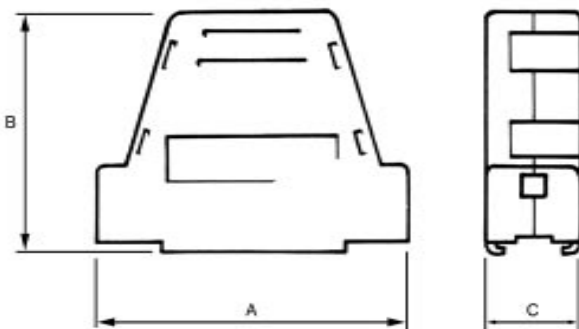
Wahlweise mit kurzer Verriegelungsschraube oder Rändelschraube lieferbar.

Features

Two-pieces plastic housing of glass fiber reinforced material. Top cable exit. Quick assembly due to sprong loaded latches.

Optional with short attachment screws or knurled screws.

| Dimensions | | | |
|-----------------|------|------|------|
| No. of contacts | A | B | C |
| 09 | 31.0 | 32.0 | 15.0 |
| 15 | 39.5 | 36.0 | 15.0 |
| 25 | 53.0 | 40.5 | 15.0 |



Bestellcode : **ADT** - **x** - **x**
 Ordercode :

Bitte „x“ durch die unten geeignete Option ersetzen
 Please replace „x“ with appropriate option listed below

1. 2.

1.

Polzahl
09, 15, 25

No. of contacts
09, 15, 25


2.

Ausführung
RAE -Rändelschrauben
SCH -Schlitzschrauben

Version
RAE -knurled screws
SCH -slotted screws

Andere Ausführungen und Polzahlen auf Anfrage

Other versions and No. of contacts on request



Isolierkörper
PBT, glasfaserverstärkt,
UL94V-0

Kontakte
Phosphor Bronze,
Selektiv Flash Gold über 30µ"
Nickel

Isolationswiderstand
500MΩ min.

Spannungsfestigkeit
250V AC für 1 Minute

Kontaktwiderstand
35mΩ max

Betriebstemperaturbereich
-55°C bis +105°C

Insulators
PBT, glass filled,
UL94V-0

Contacts
Phosphor bronze, Selective flash
gold over 30µ" nickel

Insulations resistance
500MΩ min.

Dielectric voltage
250V AC for 1 minute

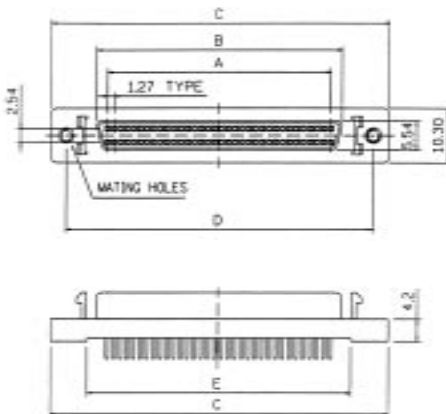
Contact resistance
35mΩ max

Operating temperature
-55°C to +105°C

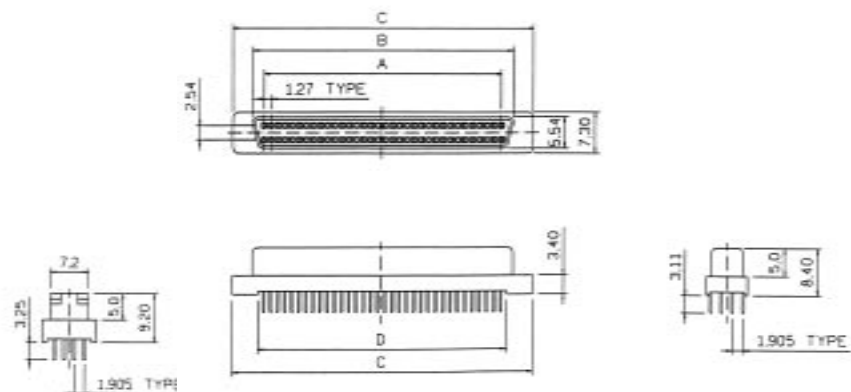
Dimensions (Buchse / Female)

| No. of contacts | A | B | C | D | E |
|-----------------|-------|-------|-------|-------|-------|
| 50 | 30.48 | 34.70 | 41.77 | 32.48 | ----- |
| 68 | 41.91 | 46.13 | 63.88 | 57.91 | 49.63 |

68polig / 68poles



50polig / 50poles



Bestellcode : **A** - **MDF** - **x** - **PP**
Ordercode :

Bitte „x“ durch die unten geeignete Option ersetzen
Please replace „x“ with appropriate option listed below

1.

1.

Polzahl
50, 68

50-polig Gehäuse Kunststoff
68-polig Gehäuse vernickelt

No. of contacts
50, 68

50-poles shell plastic
68-poles nickel plated shell

SCSI 1.27mm, with IDC technique, UNC 2-56



Isolierkörper
PBT, glasfaserverstärkt,
UL94V-0

Kontakte
Phosphor Bronze,
Selektiv Flash Gold über 30µ"
Nickel

Isolationswiderstand
500MΩ min.

Spannungsfestigkeit
250V AC für 1 Minute

Kontaktwiderstand
35mΩ max.

Betriebstemperaturbereich
-55°C bis +105°C

Insulators
PBT, glass filled,
UL94V-0

Contacts
Phosphor bronze,
Selective flash gold over 30µ"
nickel

Insulations resistance
500MΩ min.

Dielectric voltage
250V AC for 1 minute

Contact resistance
35mΩ max

Operating temperature
-55°C to +105°C

Flachbandkabel
AWG28 auf S. 65

Flat Ribbon Cable AWG28
on page 65

Dimensions (Buchse / Female)

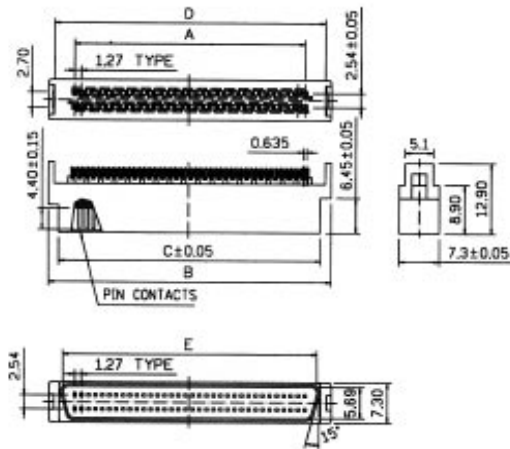
| No. of contacts | A | B | C | D | E | F | G | H |
|-----------------|-------|-------|-------|-------|-------|-------|-------|-------|
| 50 | 30.48 | 40.07 | 52.45 | 37.87 | 34.70 | 35.67 | 37.77 | 46.48 |
| 68 | 41.91 | 51.50 | 63.88 | 49.30 | 46.13 | 47.10 | 49.20 | 57.91 |

Dimensions (Stecker / Male)

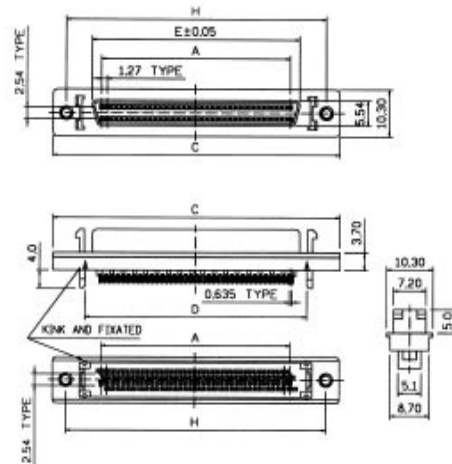
| No. of contacts | A | B | C | D | E | F | G |
|-----------------|-------|-------|-------|-------|-------|-------|-------|
| 50 | 30.48 | 40.07 | 36.22 | 37.87 | 34.85 | 35.67 | 37.77 |
| 68 | 41.91 | 51.50 | 47.65 | 49.30 | 46.28 | 47.10 | 49.20 |

Kundenspezifische Kabelkonfektion möglich!
Customer designed cable assemblies available!

Buchse / Female



Stecker / Male



Bestellcode : **A** - **MD** - **X** - **X** - **IDC**
Ordercode :

Bitte „X“ durch die unten geeignete Option ersetzen
Please replace „X“ with appropriate option listed below

1. 2.

1.

Ausführung

F - Buchse (Gehäuse vernickelt)
S - Stecker (Gehäuse Kunststoff)

Version

F - Female (nickel plated shell)
S - Male (housing plastic)

2.

Polzahl

50, 68

No. of contacts

50, 68



Isolierkörper
Thermoplastik, UL94V-0

Kontakte
Phosphorbronze

Gehäuse
Stahl, Vernickelt

Nennspannung
40V max

Nennstrom
1.5A

Spannungsfestigkeit
500V AC / 1 Minute

Isolationswiderstand
1000MΩ min.

Betriebstemperaturbereich
-20°C bis +85°C

Insulators
Thermoplastic, UL94V-0

Contacts
Phosphor bronze

Shell
Steel, nickel plated

Rated voltage
40V max.

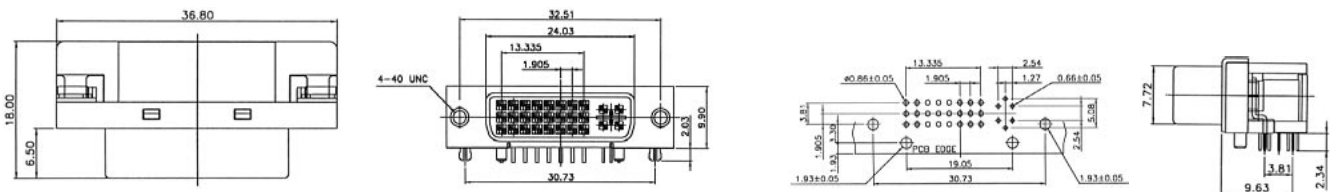
Current rating
1.5A

Dielectric voltage
500V AC / 1 minute

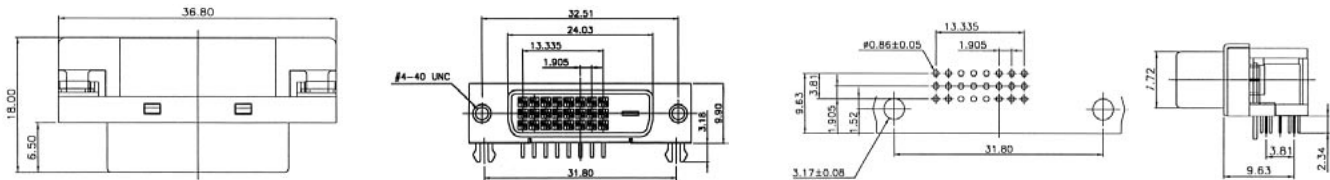
Insulation resistance
1000MΩ min.

Operating temperature
-20°C to +85°C

Analog/Digital



Digital



Bestellcode : **A** - **DVI** - **x**
Ordercode :

Bitte „x“ durch die unten geeignete Option ersetzen
Please replace „x“ with appropriate option listed below

1.

1.

Ausführung

I -Buchse, Analog/Digital
D -Buchse, Digital

Version

I -Female, Analog/Digital
D -Female, Digital

Adapter und Kabelkonfektionen auf Anfrage

Adaptors and Cable assemblies on request

Die Elektromagnetische Verträglichkeit (EMV) ist zu einem ernstzunehmenden Problem für elektrische Anlagen geworden, so daß man neue Wege finden muß, dem negativen Einfluß elektromagnetischer Wellen zu begegnen.

Dies kann durch Integration einer Ferritplatte oder eines Kondensators erreicht werden. Daher kann der herkömmliche D-SUB für die Leiterplattenmontage ohne Layout-Änderungen durch den Filter D-SUB ersetzt werden.

Anwendungen:

- Personalcomputer, Computerprodukte, Produkte und Peripherie-/Bedieneinheiten.
- Rauschunterdrückung auf Datenleitungen in Datenkommunikationseinheiten und anderen Digital-schaltungen

ASSMANN bietet deshalb ein großes Spektrum an gefilterten D-SUB's an, sowohl mit Kondensator als auch mit Ferritplatte.

Fragen Sie nach unserem Sortiment.

Electromagnetic wave interference for electric equipments has become a serious problem recently. The result is that we must find new ways to deal with the negative influence of electromagnetic waves.

By integrating a ferrite plate or capacitors, so the standard D-SUB for PCB-mounting can be substituted without changing the layout by a filtered D-SUB.

Applications

- Personal computer, computer-applied products and peripheral/terminal equipment
- countermeasures against normal-mode along data lines in data communication terminals and digital equipment

ASSMANN offers a big range of filtered D-SUB's, as well as capacitor and ferrite core.

Ask for our products.



Internal LVD 320 Terminator

DSUB 68-pin, HP, female.

LVD 320.

AB LVD-320T active



Internal LVD 160 Terminator

DSUB 68-pin, HP, female.

LVD 160.

AB LVD-160T active




Internal LVD 320 Terminator

IDC 68, female.

LVD/SE 320.

AB INT320 active, LVD/SE




Internal LVD 160 PASS THROUGH Terminator

IDC 68 female - IDC 68 male.

LVD/SE 320.

AB INT320P active, LVD/SE




External LVD 320 Terminator, with LED

DSUB 68-pin, HP, male, screw.

LVD/SE 320 with LED, active.

AB EXT320 active, LVD/SE




External LVD SCSI Terminator, with LED

DSUB 68-pin, HP, male, screw.

Active.



AB LVD-2 active



Internal LVD SCSI Terminator

DSUB 68-pin, HP, female.

Active.

AB LVD-3 active

SCSI Terminators, Internal and External

Internal SCSI 3 Terminator, active

DSUB 68, HP, female.

Single-ended, active.




AB 774 active

Internal SCSI 3 PASS-TROUGH-Terminator, active

DSUB 68-pin, HP, female ↔ DSUB 68-pin, HP, male

Single-ended, active.



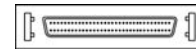
AB 774MF active

External SCSI 3 Terminator

DSUB 68, HP, male.

Clip.

Single ended.




AB 795 active

External SCSI 3 Terminator

DSUB 68, HP, male.

Screw.

Single ended.



AB 796-A/L active,LED

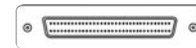
External SCSI 3 Terminator

DSUB 68, HP, male.

Screw.

AB 7846-A = CENT 68, HP, male

Single ended.



AB 7846-A active,LED

Internal SCSI 2 Terminator

50-pin, SP, Box header.

Single-ended.



AB 770 active

Internal SCSI 2 PASS-THROUGH-Terminator

50-pin, SP, box header ↔ 50-pin, SP, socket connector

Single-ended.




AB 772 active

External SCSI 2 Terminator


DSUB 50, HP, male.

Clip.

Single-ended.



AB 790 active




External SCSI 2 Terminator, with LED

DSUB 50, HP, male.
Clip.

Single ended.

AB 790-A/L

active



External SCSI 1 Terminator

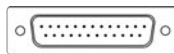
CENT 50, SP, male.
Clamp.

Single-ended.



AB 784

active




External SCSI 1 Terminator

DSUB 25, SP, male.
Screw.

Single-ended, active.

AB 780

active

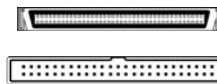


External Very High Density SCSI Adapter

DSUB 68, HP, female ↔ CENT 68, VHD 0,8 mm,
male
Clip Block Screw

AB 08-2

active




SCA Adapter, Internal

Internal 1: SCA CENT 80-pin, HP, female
Internal 2: 50-pin box header

With 4-pin power supply plug and ID connector.

AB SCA-1

active



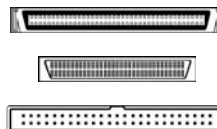
SCA Adapter, Internal

Internal 1: SCA CENT 80-pin, HP, female
Internal 2: DSUB 68-pin, HP, female

With 4-pin power supply plug and ID connector.

AB SCA-2

active




SCA MULTI Adapter, Internal, with Termination

Internal 1: SCA CENT 80-pin, HP, female
Internal 2: 50-pin box header
Internal 3: DSUB 68-pin, HP, female

With 4-pin power supply plug and ID connector.

AB SCA-3

active



SCA Adapter, Internal, with LVD / SE Termination

Internal 1: SCA CENT 80-pin, HP, female
Internal 2: DSUB 68-pin, HP, female

With 4-pin power supply plug and ID connector, LVD / SE.

AB SCA-2LVD

active

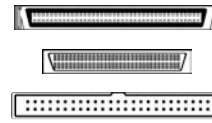
SCA and SCSI Adapters

SCA, LVD / SE Adapter, Internal, with LVD / SE Termination

Internal 1: SCA CENT 80-pin, HP, female
 Internal 2: 50-pin box header
 Internal 3: DSUB 68-pin, HP, female

With 4-pin power supply plug and ID connector, LVD / SE.

AB SCA-3LVD active



SCA 2, LVD 160 Adapter Internal, with LVD / SE Termination

SCA 2, 80-pin, female to IDC 68, female.
 With 4-pin power supply plug and ID connector.

LVD / SE.

AB SCA-160 active


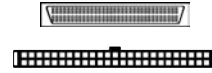


Internal SCSI Adapter

50-pin socket connector, SP ↔ DSUB 68-pin, HP, female.

PCB version.

AB 845

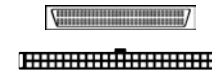


Internal Mini SCSI Adapter

50-pin socket connector, SP ↔ DSUB 68-pin, HP, female

Molded version.

AB 845/MOLDED

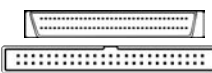


Internal Mini SCSI Adapter

50-pin box header, SP ↔ DSUB 68-pin, HP, male

Molded mini version.

AB 844/MOLDED

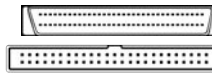


Internal Mini SCSI Adapter, in Plastic Housing, Angled 90°, Terminated

50-pin box header, SP ↔ DSUB 68-pin, HP, male

With active termination for "high bits", 90° angled version.

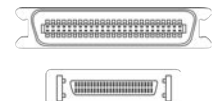
AB 844/TERM active



External SCSI 1 ↔ SCSI 2 Adapter

CENT, 50, SP, male ↔ DSUB 50, HP, female clip

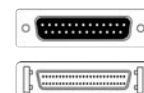
AB 874

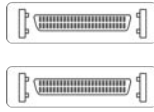


External SCSI 1 ↔ SCSI 2 Adapter

DSUB 25, SP, female ↔ DSUB 50, HP, male clip

AB 876

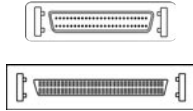




External SCSI 2 ⇔ SCSI 2 Adapter

DSUB 50, HP, female ⇔ DSUB 50, HP, female clip

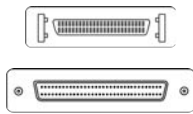
AB 871



External SCSI 2 ⇔ SCSI 3 Adapter

DSUB 50, HP, male ⇔ DSUB 68, HP, female Clip Block

AB 885-M/F

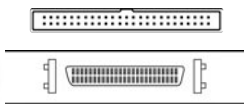


External SCSI 2 ⇔ SCSI 3 Adapter

DSUB 50, HP, female ⇔ DSUB 68, HP, male clip block screw



AB 885-F/M



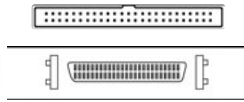
SCSI Adapter Internal ⇔ External, on Slot Bracket

Internal: 50-pin box header, SP

⇔

External: DSUB 50-pin, HP, female on slot bracket clip fastening

AB 848



SCSI Adapter Internal ⇔ External, on Slot Bracket

Internal: 50-pin box header, SP

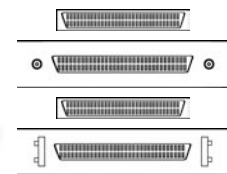
⇔

External: DSUB 50-pin, HP, female on slot bracket clip fastening

With active terminator.

AB 847/TERM

aktiv





SCSI Adapter, Internal ⇔ External, on Slot Bracket

AB 842: Internal: DSUB 68-pin, HP, female
External: DSUB 68-pin, HP, female slot bracket, screw fastening

AB 843: Internal: DSUB 68-pin, HP, female
External: DSUB 68-pin, HP, female, slot bracket, clip fastening

AB 842

AB 843



SCSI UW Adapter Internal ⇔ External, on Slot Bracket, with SCSI UW Cable Extension

Internal: DSUB 68-pin, HP, female with 30 cm SCSI UW cable

⇔


External: DSUB 68-pin, HP, female on slot bracket

AB LVDIE

CISCO Router Cables

CISCO V.35(M) ⇔ Molex 60(M) Router Cable


V.35, male ⇔ Molex 60, male
Length 3 m
Cable color blue-green
Cable cross section AWG 28
V.35 / DTE cable for CISCO 1600, 2500, 3600, 4000 and 7000
UL 2919, UL 2464,
Other CISCO cables on request.



ACAB-V35MT 3,0 m

CISCO V.35(F) ⇔ Molex 60(M) Router Cable

V.35, female ⇔ Molex 60, male
Length 3 m
Cable color blue-green
Cable cross section AWG 28
V.35 / DTE cable for CISCO 1600, 2500, 3600, 4000 and 7000
UL 2919, UL 2464
Other CISCO cables on request.



ACAB-V35FC 3,0 m

CISCO DSUB 15(M) ⇔ Molex 60(M) Router Cable

DSUB 15, male ⇔ Molex 60, male
Length 3 m, Cable color blue-green
Cable cross section AWG 28
X.21 / DTE cable for CISCO 2500, 3600, 4000 and 7000
UL 2919, UL 2464
Other CISCO cables on request.



ACAB-X21MT 3,0 m

CISCO DSUB 15(F) ⇔ Molex 60(M) Router Cable


DSUB 15, female ⇔ Molex 60, male
Length 3 m, Cable color blue-green
Cable cross section AWG 28
X.21 / DTE cable for CISCO 2500, 3600, 4000 and 7000
UL 2919, UL 2464
Other CISCO cables on request.



ACAB-X21FC 3,0 m

CISCO DSUB 25(F) ⇔ Molex 60(M) Router Cable


DSUB 25, female ⇔ Molex 60, male
Length 3 m; Cable color blue-green
Cable cross section AWG 28
RS232 / DTE cable for CISCO 1600, 2500, 3600, 4000 and 7000
UL 2919, UL 2464
Other CISCO cables on request.



ACAB-232FC 3,0 m

CISCO DSUB 25(M) ⇔ Molex 60(M) Router Cable

DSUB 25, male ⇔ Molex 60, male
Length 3 m; Cable color blue-green
Cable cross section AWG 28
RS232 / DTE cable for CISCO 1600, 2500, 3600, 4000 and 7000
UL 2919, UL 2464
Other CISCO cables on request.



ACAB-232MT 3,0 m

CISCO DSUB 37(M) ⇔ Molex 60(M) Router Cable


DSUB 37, male ⇔ Molex 60, male
Length 3 m; Cable color blue-green
Cable cross section AWG 28
RS232 / DTE cable for CISCO 1600, 2500, 3600, 4000 and 7000
UL 2919, UL 2464
Other CISCO cables on request.



ACAB-449MT 3,0 m

CISCO DSUB 37(F) ⇔ Molex 60(M) Router Cable

DSUB 37, female ⇔ Molex 60, male
Length 3m; Cable color blue-green
Cable cross section AWG 28
RS232 / DTE cable for CISCO 1600, 2500, 3600, 4000 and 7000
UL 2919, UL 2464
Other CISCO cables on request.



ACAB-449FC 3,0 m



ST to ST, Multimode, simplex

ST to ST male.
 Ethernet up to 1 Gbit, fibre class OM 2 (50/125µm).
 Ethernet up to 1 Gbit, fibre class OM 1 (62.5/125µm).
 Individually packaged, with test report.
 Standard lengths available quickly, prices on request.
The "5" in the art. no. stands for 50/125µm fibre, the "6" in the art. no. stands 62.5/125µm fibre.

| | |
|------------|-----|
| AL-5ST-01I | 1 m |
| AL-5ST-02I | 2 m |
| AL-5ST-03I | 3 m |
| AL-5ST-05I | 5 m |
| AL-6ST-01I | 1 m |
| AL-6ST-02I | 2 m |
| AL-6ST-03I | 3 m |
| AL-6ST-05I | 5 m |



SC to SC, Multimode, Simplex

SC to SC male.
 Ethernet up to 1 Gbit, fibre class OM 2 (50/125µm).
 Ethernet up to 1 Gbit, fibre class OM 1 (62.5/125µm).
 Individually packaged, with test report.
 Standard lengths available quickly, prices on request.
The "5" in the art. no. stands for 50/125µm fibre, the "6" in the art. no. stands 62.5/125µm fibre.

| | |
|------------|-----|
| AL-5SC-01I | 1 m |
| AL-5SC-02I | 2 m |
| AL-5SC-03I | 3 m |
| AL-5SC-05I | 5 m |
| AL-6SC-01I | 1 m |
| AL-6SC-02I | 2 m |
| AL-6SC-03I | 3 m |
| AL-6SC-05I | 5 m |



LC to LC, Multimode, Simplex

LC to LC male.
 Ethernet up to 1 Gbit, fibre class OM 2 (50/125µm).
 Ethernet up to 1 Gbit, fibre class OM 1 (62.5/125µm).
 Individually packaged, with test report.
 Standard lengths available quickly, prices on request.
The "5" in the art. no. stands for 50/125µm fibre, the "6" in the art. no. stands 62.5/125µm fibre thickness.


| | |
|------------|-----|
| AL-5LC-01I | 1 m |
| AL-5LC-02I | 2 m |
| AL-5LC-03I | 3 m |
| AL-5LC-05I | 5 m |
| AL-6LC-01I | 1 m |
| AL-6LC-02I | 2 m |
| AL-6LC-03I | 3 m |
| AL-6LC-05I | 5 m |



ST to ST, Multimode, Duplex

ST to ST male.
 Ethernet up to 1 Gbit, fibre class OM 2 (50/125µm).
 Ethernet up to 1 Gbit, fibre class OM 1 (62.5/125µm).
 Individually packaged, with test report.
 Standard lengths available quickly, prices on request.
The "5" in the art. no. stands for 50/125µm fibre, the "6" in the art. no. stands 62.5/125µm fibre.


| | |
|--------------|-----|
| AL-5STST-01I | 1 m |
| AL-5STST-02I | 2 m |
| AL-5STST-03I | 3 m |
| AL-5STST-05I | 5 m |
| AL-6STST-01I | 1 m |
| AL-6STST-02I | 2 m |
| AL-6STST-03I | 3 m |
| AL-6STST-05I | 5 m |



SC to SC, Multimode, Duplex

SC to SC male.
 Ethernet up to 1 Gbit, fibre class OM 2 (50/125µm).
 Ethernet up to 1 Gbit, fibre class OM 1 (62.5/125µm).
 Individually packaged, with test report.
 Standard lengths available quickly, prices on request.
The "5" in the art. no. stands for 50/125µm fibre, the "6" in the art. no. stands 62.5/125µm fibre.

| | |
|--------------|-----|
| AL-5SCSC-01I | 1 m |
| AL-5SCSC-02I | 2 m |
| AL-5SCSC-03I | 3 m |
| AL-5SCSC-05I | 5 m |
| AL-6SCSC-01I | 1 m |
| AL-6SCSC-02I | 2 m |
| AL-6SCSC-03I | 3 m |
| AL-6SCSC-05I | 5 m |



LC to LC, Multimode, Duplex

LC to LC male.
 Ethernet up to 1 Gbit, fibre class OM 2 (50/125µm).
 Ethernet up to 1 Gbit, fibre class OM 1 (62.5/125µm).
 Individually packaged, with test report.
 Standard lengths available quickly, prices on request.
The "5" in the art. no. stands for 50/125µm fibre, the "6" in the art. no. stands 62.5/125µm fibre.


| | |
|--------------|-----|
| AL-5LCLC-01I | 1 m |
| AL-5LCLC-02I | 2 m |
| AL-5LCLC-03I | 3 m |
| AL-5LCLC-05I | 5 m |
| AL-6LCLC-01I | 1 m |
| AL-6LCLC-02I | 2 m |
| AL-6LCLC-03I | 3 m |
| AL-6LCLC-05I | 5 m |



MTRJ to MTRJ, Multimode, Duplex

MTRJ to MTRJ male.
 Ethernet up to 1 Gbit, fibre class OM 2 (50/125µm).
 Ethernet up to 1 Gbit, fibre class OM 1 (62.5/125µm).
 Individually packaged, with test report.
 Standard lengths available quickly, prices on request.
The "5" in the art. no. stands for 50/125µm fibre, the "6" in the art. no. stands 62.5/125µm fibre.

| | |
|------------------|-----|
| AL-5MTRJMTRJ-01I | 1 m |
| AL-5MTRJMTRJ-02I | 2 m |
| AL-5MTRJMTRJ-03I | 3 m |
| AL-5MTRJMTRJ-05I | 5 m |
| AL-6MTRJMTRJ-01I | 1 m |
| AL-6MTRJMTRJ-02I | 2 m |
| AL-6MTRJMTRJ-03I | 3 m |
| AL-6MTRJMTRJ-05I | 5 m |



ST to SC, Multimode, Duplex

ST to SC male.
 Ethernet up to 1 Gbit, fibre class OM 2 (50/125µm).
 Ethernet up to 1 Gbit, fibre class OM 1 (62.5/125µm).
 Individually packaged, with test report.
 Standard lengths available quickly, prices on request.
The "5" in the art. no. stands for 50/125µm fibre, the "6" in the art. no. stands 62.5/125µm fibre.

| | |
|--------------|-----|
| AL-5STSC-01I | 1 m |
| AL-5STSC-02I | 2 m |
| AL-5STSC-03I | 3 m |
| AL-5STSC-05I | 5 m |
| AL-6STSC-01I | 1 m |
| AL-6STSC-02I | 2 m |
| AL-6STSC-03I | 3 m |
| AL-6STSC-05I | 5 m |



ST to SC, Monomode, Duplex

ST auf SC male.
9/125µm fibre.
Individually packaged, with test report.
Standard lengths available quickly, prices on request.

| | |
|--------------|-----|
| AL-9STSC-01I | 1 m |
| AL-9STSC-02I | 2 m |
| AL-9STSC-03I | 3 m |
| AL-9STSC-05I | 5 m |

The possible link lengths for fibre optic categories OM 2 and OM 3

| Fibre class OM 2 | |
|---------------------|-------------|
| | Link length |
| 10 Gigabit Ethernet | 84m |
| 1 Gigabit Ethernet | 550m |
| 100 Mbit/s Ethernet | 2000m |


| Fibre class OM 3 | |
|---------------------|-------------|
| | Link length |
| 10 Gigabit Ethernet | 300m |
| 1 Gigabit Ethernet | 900m |
| 100 Mbit/s Ethernet | 2000m |



ST to ST, Multimode, Simplex

ST to ST male.
Ethernet up to 1 Gbit, fibre class OM 2 (50/125µm).
Ethernet up to 1 Gbit, fibre class OM 1 (62.5/125µm).
Individually packaged, with test report.
Standard lengths available quickly, prices on request.

| | |
|--------------|-----|
| AL-5ST-01/3I | 1 m |
| AL-5ST-02/3I | 2 m |
| AL-5ST-03/3I | 3 m |
| AL-5ST-05/3I | 5 m |



SC to SC, Multimode, Simplex

SC to SC male.
Ethernet up to 10 Gbit, fibre class OM 3.
Individually packaged, with test report.
Fibre 50/125µm.
Standard lengths available quickly, prices on request.

| | |
|--------------|-----|
| AL-5SC-01/3I | 1 m |
| AL-5SC-02/3I | 2 m |
| AL-5SC-03/3I | 3 m |
| AL-5SC-05/3I | 5 m |



LC to LC, Multimode, Simplex

LC to LC male.
Ethernet up to 10 Gbit, fibre class OM 3.
Individually packaged, with test report.
Fibre 50/125µm.
Standard lengths available quickly, prices on request.


| | |
|--------------|-----|
| AL-5LC-01/3I | 1 m |
| AL-5LC-02/3I | 2 m |
| AL-5LC-03/3I | 3 m |
| AL-5LC-05/3I | 5 m |



ST to ST, Multimode, Duplex

ST to ST male.
Ethernet up to 10 Gbit, fibre class OM 3.
Individually packaged, with test report.
Fibre 50/125µm.
Standard lengths available quickly, prices on request.


| | |
|----------------|-----|
| AL-5STST-01/3I | 1 m |
| AL-5STST-02/3I | 2 m |
| AL-5STST-03/3I | 3 m |
| AL-5STST-05/3I | 5 m |



SC to SC, Multimode, Duplex

SC to SC male.
Ethernet up to 10 Gbit, fibre class OM 3.
Individually packaged, with test report.
Fibre 50/125µm.
Standard lengths available quickly, prices on request.

| | |
|----------------|-----|
| AL-5SCSC-01/3I | 1 m |
| AL-5SCSC-02/3I | 2 m |
| AL-5SCSC-03/3I | 3 m |
| AL-5SCSC-05/3I | 5 m |



LC to LC, Multimode, Duplex

LC to LC male.
Ethernet up to 10 Gbit, fibre class OM 3.
Individually packaged, with test report.
Fibre 50/125µm.
Standard lengths available quickly, prices on request.

| | |
|----------------|-----|
| AL-5LCLC-01/3I | 1 m |
| AL-5LCLC-02/3I | 2 m |
| AL-5LCLC-03/3I | 3 m |
| AL-5LCLC-05/3I | 5 m |

Fiber Optic Pigtails, to 1 and 10Gbit

ST Fibre Pigtail, Multimode, Simplex

ST male, individually packaged.

With test report.


Ethernet up to 1 Gbit, fibre class OM 2 (50/125µm).

Ethernet up to 1 Gbit, fibre class OM 1 (62.5/125µm).

All lengths available quickly, prices on request.

AL-5FPST-02I 50 / 125µm, 2 m

AL-6FPST-02I 62,5 / 125µm, 2 m



SC Fibre Pigtail, Multimode, Simplex

SC male, individually packaged.

With test report.


Ethernet up to 1 Gbit, fibre class OM 2 (50/125µm).

Ethernet up to 1 Gbit, fibre class OM 1 (62.5/125µm).

All lengths available quickly, prices on request.

AL-5FPSC-02I 50 / 125µm, 2 m

AL-6FPSC-02I 62,5 / 125µm, 2 m



LC Fibre Pigtail, Multimode, Simplex

LC male, individually packaged.

With test report.


Ethernet up to 1 Gbit, fibre class OM 2 (50/125µm).

Ethernet up to 1 Gbit, fibre class OM 1 (62.5/125µm).

All lengths available quickly, prices on request.

AL-5FPLC-02I 50 / 125µm, 2 m

AL-6FPLC-02I 62,5 / 125µm, 2 m



ST Fibre Pigtail, Multimode, Simplex

ST male, individually packaged.


With test report.

Ethernet up to 10 Gbit, fibre class OM 3.

All lengths available quickly, prices on request.

AL-5FPST-02/3I 50 / 125µm, 2 m

AL-6FPST-02/3I 62,5 / 125µm, 2 m



SC Fibre Pigtail, Multimode, Simplex

SC male, individually packaged.


With test report.

Ethernet up to 10 Gbit, fibre class OM 3.

All lengths available quickly, prices on request.

AL-5FPSC-02/3I 50 / 125µm, 2 m

AL-6FPSC-02/3I 62,5 / 125µm, 2 m



LC Fibre Pigtail, Multimode, Simplex


LC male, individually packaged.

With test report.

Ethernet up to 10 Gbit, fibre class OM 3.

All lengths available quickly, prices on request.

AL-5FPLC-02/3I 50 / 125µm, 2 m



Fiber Optic Simplex and Duplex Indoor Cable for Direct Connector Assembly

The simplex and duplex cable can be used for direct connector assembly. Because of its small diameter and high flexibility, it is most suitable as patch cable in distribution plants and for connection of terminal devices. Delivered cut-to-length according to customer specifications, minimum 100 meters.

- I-VH... (simplex) and I-VH 2x1 (duplex), halogen-free.
- Structure: The cable core is available as compact fiber with non-metal strain relief elements (Aramid), the cable sheathing consists of halogen-free, flame-resistant material, sheathing color yellow.
- The cable is also available in other sheathing colors and completely assembled.

| | |
|-------------|------------------------------------|
| AL-5SIM-100 | Simplex Indoor Cable, 50 / 125µm |
| AL-6SIM-100 | Simplex Indoor Cable, 62,5 / 125µm |
| AL-5DUP-100 | Duplex Indoor Cable, 50 / 125µm |
| AL-6DUP-100 | Duplex Indoor Cable, 62,5 / 125µm |

Fiber Optic Mini-Breakout Cable

Metal-free cable for direct connector assembly. Because of its small diameter, it is most suitable for cabling of workstations. Delivered cut-to-length according to customer specifications, minimum 100 meters.

- I-VH n..., halogen-free.
- Structure: The cable core is available as compact fiber and full fiber, with non-metallic strain relief elements (Aramid), the cable sheathing consists of halogen-free, flame-resistant material, sheathing color yellow, **also available with 2, 6, 8 or 12 fibers.**
- The cable is also available in other sheathing colors and completely assembled.

| | |
|--------------|---------------------------------------|
| AL-5MBO4-100 | Mini-Breakout, 50 / 125µm, 4 Fibers |
| AL-6MBO4-100 | Mini-Breakout, 62,5 / 125µm, 4 Fibers |

Fiber Optic Breakout Cable

Designed for direct connector assembly. Because of its robust construction, it is very suitable for installation in the rising and horizontal areas of an in-house cable network. Delivered cut-to-length according to customer specifications, minimum 100 meters.

- I-VHH n..., halogen-free.
- Structure: The cable core is available as compact fiber and full fiber, with non-metallic strainrelief elements (Aramid), flame-resistant single sheathing, color yellow, outer cable sheathing of halogen-free, flame-resistant material, color yellow, **also available with 2, 6, 10, 16, 20 and 24 fibers.**
- The cable is also available in other sheathing colors and completely assembled.

| | |
|---------------|------------------------------------|
| AL-5OUT4-100 | Break-Out, 50 / 125µm, 4 Fibers |
| AL-5OUT8-100 | Break-Out, 50 / 125µm, 8 Fibers |
| AL-5OUT12-100 | Break-Out, 50 / 125µm, 12 Fibers |
| AL-6OUT4-100 | Break-Out, 62,5 / 125µm, 4 Fibers |
| AL-6OUT8-100 | Break-Out, 62,5 / 125µm, 8 Fibers |
| AL-6OUT12-100 | Break-Out, 62,5 / 125µm, 12 Fibers |

Fiber Optic Outdoor Cable with Rodent Protection

Lightweight, metal-free cable with small outer diameter. To be installed in pipes, cable channels or directly into the earth. Delivered cut-to-length according to customer specifications.

- A-DQ(ZN)B2Y.
- Structure: Central bundled fiber with max. 24 fibers, non-metallic strain relief elements and rodent protection with additional layer of glass elements, cable sheathing of PE material, **also available with 2, 6, 10, 16, 20, 24 and 48 fibers.**
- The cable is also available in other sheathing colors and completely assembled.

| | |
|--------------|---|
| AL-5AN4-100 | Outdoor cable with rodent protection, 50 / 125µm, 4 Fibers |
| AL-5AN8-100 | Outdoor cable with rodent protection, 50 / 125µm, 8 Fibers |
| AL-5AN12-100 | Outdoor cable with rodent protection, 50 / 125µm, 12 Fibers |
| AL-6AN4-100 | Outdoor cable with rodent protection, 62,5 / 125µm, 4 Fibers |
| AL-6AN8-100 | Outdoor cable with rodent protection, 62,5 / 125µm, 8 Fibers |
| AL-6AN12-100 | Outdoor cable with rodent protection, 62,5 / 125µm, 12 Fibers |

Fiber Optic Breakout Adapter Cables

Breakout Adapter Cable, Assembled

2 x ST ⇔ 2 x ST or 2 x SC ⇔ 2 x SC male with ceramic ferrule

- Individually packaged.
- With test report.

All lengths available quickly, prices on request.



| | | |
|--------------|-----|-----------------------|
| AL-5BOST2-01 | 1 m | 50 / 125 μm, 2 x ST |
| AL-6BOST2-01 | 1 m | 62,5 / 125 μm, 2 x ST |
| AL-5BOSC2-01 | 1 m | 50 / 125 μm, 2 x SC |
| AL-6BOSC2-01 | 1 m | 62,5 / 125 μm, 2 x SC |

Breakout Adapter Cable, Assembled

4 x ST ⇔ 4 x ST or 4 x SC ⇔ 4 x SC male with ceramic ferrule

- Individually packaged.
- With test report.

All lengths available quickly, prices on request.



| | | |
|--------------|-----|-----------------------|
| AL-5BOST4-01 | 1 m | 50 / 125 μm, 4 x ST |
| AL-6BOST4-01 | 1 m | 62,5 / 125 μm, 4 x ST |
| AL-5BOSC4-01 | 1 m | 50 / 125 μm, 4 x SC |
| AL-6BOSC4-01 | 1 m | 62,5 / 125 μm, 4 x SC |

Breakout Adapter Cable, Assembled

8 x ST ⇔ 8 x ST or 8 x SC ⇔ 8 x SC male with ceramic ferrule

- Individually packaged.
- With test report.

All lengths available quickly, prices on request.



| | | |
|--------------|-----|-----------------------|
| AL-5BOST8-01 | 1 m | 50 / 125 μm, 8 x ST |
| AL-6BOST8-01 | 1 m | 62,5 / 125 μm, 8 x ST |
| AL-5BOSC8-01 | 1 m | 50 / 125 μm, 8 x SC |
| AL-6BOSC8-01 | 1 m | 62,5 / 125 μm, 8 x SC |

Breakout Adapter Cable, Assembled

12 x ST ⇔ 12 x ST or 12 x SC ⇔ 12 x SC with ceramic ferrule

- Individually packaged.
- With test report.


All lengths available quickly, prices on request.



| | | |
|---------------|-----|------------------------|
| AL-5BOST12-01 | 1 m | 50 / 125 μm, 12 x ST |
| AL-6BOST12-01 | 1 m | 62,5 / 125 μm, 12 x ST |
| AL-5BOSC12-01 | 1 m | 50 / 125 μm, 12 x SC |
| AL-6BOSC12-01 | 1 m | 62,5 / 125 μm, 12 x SC |

ST Fiber Optic Cable System with Feeding Assistance, Breakout Cable, Halogen-Free


- ST to ST connectors, breakout cable, halogen-free, I-V(ZN)H-H.
- Primary coated fibers in compact hollow core.
- Kevlar coating for strain relief, two halogen-free outer sheathings.
- Tensile force 300N, attenuation values for 50 and 62.5 μm at 1300nm: max. 1.3 dB/km.
- **All other standard connectors and lengths available, assembly of 2 to 96 connectors possible.**



| | |
|--------------|---|
| AL-5BST4-01 | 4 x ST ⇔ 4 x ST, 50 / 125 μm , 1,0 m |
| AL-5BST8-01 | 8 x ST ⇔ 8 x ST, 50 / 125 μm , 1,0 m |
| AL-5BST12-01 | 12 x ST ⇔ 12 x ST, 50 / 125 μm , 1,0 m |
| AL-6BST4-01 | 4 x ST ⇔ 4 x ST, 62,5 / 125 μm , 1,0 m |
| AL-6BST8-01 | 8 x ST ⇔ 8 x ST, 62,5 / 125 μm , 1,0 m |
| AL-6BST12-01 | 12 x ST ⇔ 12 x ST, 62,5 / 125 μm , 1,0 m |

SC Fiber Optic Cable System with Feeding Assistance, Breakout Cable, Halogen-Free

- SC to SC connectors, breakout cable, halogen-free, I-V(ZN)H-H.
- Primary coated fibers in compact hollow core.
- Kevlar coating for strain relief, two halogen-free outer sheathings.
- Tensile force 300N, attenuation values for 50 and 62.5 μm at 1300nm: max. 1.3 dB/km.
- **All other standard connectors and lengths available, assembly of 2 to 96 connectors possible.**



| | |
|--------------|---|
| AL-5BSC4-01 | 4 x SC ⇔ 4 x SC, 50 / 125 μm , 1,0 m |
| AL-5BSC8-01 | 8 x SC ⇔ 8 x SC, 50 / 125 μm , 1,0 m |
| AL-5BSC12-01 | 12 x SC ⇔ 12 x SC, 50 / 125 μm , 1,0 m |
| AL-6BSC4-01 | 4 x SC ⇔ 4 x SC, 62,5 / 125 μm , 1,0 m |
| AL-6BSC8-01 | 8 x SC ⇔ 8 x SC, 62,5 / 125 μm , 1,0 m |
| AL-6BSC12-01 | 12 x SC ⇔ 12 x SC, 62,5 / 125 μm , 1,0 m |

ST Fiber Optic Cable System with Feeding Assistance, In-/Outdoor Cable, Halogen-Free


- ST to ST connectors, combined in- and outdoor cable, halogen-free, I/A-D(ZN)H.
- Primary coated fibers with gel-filled central bundled cores, surrounded by a special foil and a fire-retardant protective sheathings, plus an extra Kevlar layer for strain relief.
- Tensile force 1000N, attenuation values for 50 and 62.5 μm at 1300nm: max. 1.0 dB/km.
- **All other standard connectors and lengths available, assembly of 2 to 96 connectors possible.**



| | |
|---------------|---|
| AL-5IAST4-01 | 4 x ST ⇔ 4 x ST, 50 / 125 μm , 1,0 m |
| AL-5IAST8-01 | 8 x ST ⇔ 8 x ST, 50 / 125 μm , 1,0 m |
| AL-5IAST12-01 | 12 x ST ⇔ 12 x ST, 50 / 125 μm , 1,0 m |
| AL-6IAST4-01 | 4 x ST ⇔ 4 x ST, 62,5 / 125 μm , 1,0 m |
| AL-6IAST8-01 | 8 x ST ⇔ 8 x ST, 62,5 / 125 μm , 1,0 m |
| AL-6IAST12-01 | 12 x ST ⇔ 12 x ST, 62,5 / 125 μm , 1,0 m |

SC Fiber Optic Cable System with Feeding Assistance, In-/Outdoor Cable, Halogen-Free

- SC to SC connectors, combined in- and outdoor cable, halogen-free, I/A-D(ZN)H.
- Primary coated fibers with gel-filled central bundled cores, surrounded by a special foil and a fire-retardant protective sheathings, plus an extra Kevlar layer for strain relief.
- Tensile strength 1000N, attenuation values for 50 and 62.5 μm at 1300nm: max. 1.0 dB/km.
- **All other standard connectors and lengths available, assembly of 2 to 96 connectors possible.**



| | |
|---------------|---|
| AL-5IASC4-01 | 4 x SC ⇔ 4 x SC, 50 / 125 μm , 1,0 m |
| AL-5IASC8-01 | 8 x SC ⇔ 8 x SC, 50 / 125 μm , 1,0 m |
| AL-5IASC12-01 | 12 x SC ⇔ 12 x SC, 50 / 125 μm , 1,0 m |
| AL-6IASC4-01 | 4 x SC ⇔ 4 x SC, 62,5 / 125 μm , 1,0 m |
| AL-6IASC8-01 | 8 x SC ⇔ 8 x SC, 62,5 / 125 μm , 1,0 m |
| AL-6IASC12-01 | 12 x SC ⇔ 12 x SC, 62,5 / 125 μm , 1,0 m |

Fiber Optic Cable System, 19" Splice Boxes

ST Fiber Optic Cable System with Feeding Assistance, Outdoor Cable, Rodent Protection

- ST to ST connectors, outdoor cable with non-metallic rodent protection, longitudinally waterproof, A-DQ(ZN)B2Y.
- Primary coated fibers in gel-filled central bundled cores, surrounded by a reinforced layer of glass elements with gel material for longitudinal waterproof and rodent protection, with PE protective sheathing.
- Tensile force 1000 / 1500N, attenuation values for 50 and 62.5 μm at 1300nm: max. 1.0 dB/km.
- Standard with ST or SC connectors, all standard connectors and lengths available.



| | |
|---------------|---|
| AL-5ANST4-01 | 4 x ST ⇔ 4 x ST, 50 / 125 μm , 1,0 m |
| AL-5ANST8-01 | 8 x ST ⇔ 8 x ST, 50 / 125 μm , 1,0 m |
| AL-5ANST12-01 | 12 x ST ⇔ 12 x ST, 50 / 125 μm , 1,0 m |
| AL-6ANST4-01 | 4 x ST ⇔ 4 x ST, 62,5 / 125 μm , 1,0 m |
| AL-6ANST8-01 | 8 x ST ⇔ 8 x ST, 62,5 / 125 μm , 1,0 m |
| AL-6ANST12-01 | 12 x ST ⇔ 12 x ST, 62,5 / 125 μm , 1,0 m |

SC Fiber Optic Cable System with Feeding Assistance, Outdoor Cable, Rodent Protection

- SC to SC connectors, outdoor cable with non-metallic rodent protection, longitudinally waterproof, A-DQ(ZN)B2Y.
- Primary coated fibers in gel-filled central bundled cores, surrounded by a reinforced layer of glass elements with gel material for longitudinal waterproof and rodent protection, with PE protective sheathing.
- Tensile force 1000 / 1500N, attenuation values for 50 and 62.5 μm at 1300nm: max. 1.0 dB/km.
- Standard with ST or SC connectors, all standard connectors and lengths available.



| | |
|---------------|---|
| AL-5ANSC4-01 | 4 x SC ⇔ 4 x SC, 50 / 125 μm , 1,0 m |
| AL-5ANSC8-01 | 8 x SC ⇔ 8 x SC, 50 / 125 μm , 1,0 m |
| AL-5ANSC12-01 | 12 x SC ⇔ 12 x SC, 50 / 125 μm , 1,0 m |
| AL-6ANSC4-01 | 4 x SC ⇔ 4 x SC, 62,5 / 125 μm , 1,0 m |
| AL-6ANSC8-01 | 8 x SC ⇔ 8 x SC, 62,5 / 125 μm , 1,0 m |
| AL-6ANSC12-01 | 12 x SC ⇔ 12 x SC, 62,5 / 125 μm , 1,0 m |

19" Fibre Optic Splice Boxes, Unequipped

- Housing of 1 mm sheet steel.
- Front panel of anodised aluminium, with lettering field.
- Delivery contents: 19" splice box with cover, front panel with lettering field, holder for splice cassette.



| | |
|-------------|--|
| AL-19-12ST | Fibre Optic Splice Box for 12 x ST, 1 HU |
| AL-19-24ST | Fibre Optic Splice Box for 24 x ST, 1 HU |
| AL-19-48ST | Fibre Optic Splice Box for 48 x ST, 2 HU |
| AL-19-12SCS | Fibre Optic Splice Box for 12 x SC Simplex, 1 HU |
| AL-19-24SCS | Fibre Optic Splice Box for 24 x SC Simplex, 1 HU |
| AL-19-6SCD | Fibre Optic Splice Box for 6 x SC Duplex, 1 HU |
| AL-19-12SCS | Fibre Optic Splice Box for 12 x SC Duplex, 2 HU |
| AL-19-24SCS | Fibre Optic Splice Box for 24 x SC Duplex, 2 HU |

19" Fibre Optic Splice Boxes, 1 HU, Unequipped, pull-out

- Carrier housing 1.5 mm sheet steel. Width 483 mm, depth 350 mm.
- Chassis plate of galvanised sheet steel with special edging, pull-out depth 260 mm 260 mm.
- Front panel 1.5 mm sheet steel, alu. colours, lettering field of anodised aluminium, PG panel 1 mm galvanised sheet steel.
- Following PG screw connections integrated: 2 x PG11, 2 x PG 13.5 and 2 x PG 16
- Delivery contents: 19" drawer splice box, front panel with lettering field, holder for splice cassette, installation materials.
- Upon request also for 16 x ST or for 16 x SC couplings, or with 2 and 3 U with up to 48 x SC duplex.



| | |
|---------------|--|
| AL-19AZ-12ST | Fibre Optic Splice Box for 12 x ST |
| AL-19AZ-24ST | Fibre Optic Splice Box for 24 x ST |
| AL-19AZ-12SCS | Fibre Optic Splice Box for 12 x SC Simplex |
| AL-19AZ-24SCS | Fibre Optic Splice Box for 24 x SC Simplex |
| AL-19AZ-6SCD | Fibre Optic Splice Box for 6 x SC Duplex |

ST Connector

Multimode with kink protection.



| | |
|---------|-------------------------|
| ALWL-ST | ST Connector, Multimode |
|---------|-------------------------|

SC Connector

Multimode with kink protection.



| | |
|----------|----------------------------------|
| ALWL-SC | SC Connector, Multimode, Simplex |
| ALWL-SCD | SC Connector, Multimode, Duplex |

LC Connector

Multimode with kink protection.



| | |
|----------|----------------------------------|
| ALWL-LC | LC Connector, Multimode, Simplex |
| ALWL-LCD | LC Connector, Multimode, Duplex |

ST to ST Couplers




| | |
|-----------|------------------------|
| ALWL-STK1 | Ceramic, Metal |
| ALWL-STK2 | Phosphor Bronze, Metal |

SC to SC Couplers



| | |
|------------|-----------------------------------|
| ALWL-SCK1S | Phosphor Bronze, Plastic, Simplex |
| ALWL-SCK1D | Phosphor Bronze, Plastic, Duplex |
| ALWL-SCK2S | Ceramic, Metal, Simplex |
| ALWL-SCK2D | Ceramic, Metal, Duplex |


ST to SC Couplers



| | |
|-------------|-----------------------------------|
| ALWL-STSC1S | Phosphor Bronze, Plastic, Simplex |
| ALWL-STSC1D | Phosphor Bronze, Plastic, Duplex |
| ALWL-STSC2S | Ceramic, Metal, Simplex |
| ALWL-STSC2D | Ceramic, Metal, Duplex |

Splice Cassette


For up to 12 fibers, with accessories.



| | |
|--------|-------------------------------------|
| AL-SK1 | Splice Cassette for 12 Fibers |
| AL-SK2 | Crimp Splice Comb for 12 Fibers |
| AL-SK3 | Crimp Splice Protection for 1 Fiber |
| AL-SK4 | Cover for Splice Cassette |

Premium Splice Cassette

With strain relief and label for each pigtail, for up to 12 fibers, incl. accessory.



| | |
|----------|---------------------------------|
| AL-SK11P | Splice Cassette for 12 Fibers |
| AL-SK22P | Crimp Splice Comb for 12 Fibers |
| AL-SK44P | Cover for Splice Cassette |

Fiber Optic Tools

Fiber Optic Cable Stripper, 50µm

Optimal for patch and breakout cable.



AL-KS Fiber Optic Cable Stripper

Miller Stripper


For pigtail fiber or secondary coating, suitable for single mode (9/125µm) and multimode (50 + 62.5/125µm).



AL-MS Miller Stripper

T&B Stripper

Secondary and primary coating in one step, suitable for single mode (9/125µm) and multimode (50µm + 62.5/125µm).



AL-TB T&B Cable Stripper

Siemens Stripper, 62.5µm


For stripping down to the glass.



AL-SIE Siemens Stripper

Fiber Optic Crimping Tool

For crimping ST or SC connectors.



A-SK ST For ST Connectors, Sheath Ø 0.042 - 5.41 mm

A-SK SC For SC Connectors, Sheath Ø 0.042 - 4.95 mm

Ceramic Cutter

Optimal for Kevlar, very long life time.



AL-KSCH Ceramic Cutter

Network Tool Kit

The tool kit consists of the following tools:

- Crimping tool for coax and fiber optic connectors with various inserts.
- Four different crimp inserts.
- **A-SK 25** = stripping tool for coaxial cable
- **A-SK CC** = cable cutter
- Screw driver for changing the crimp inserts, all together in a practical plastic case



A-SK KIT2 Network Tool Kit, Arranged in Plastic Case


Tool Kit for Coax and Fiber Optic

The tool kit consists of the following tools:

- **A-SK 10**, crimping tool for Coax connectors, suitable for RG 6, 59, 62, 140, 210, Belden 8279, 55, 58, 141, 142, 223, 303, 400, Fiber Optic
- **A-SK 20**, Coax cable stripper with 3 knives, for cable diameter from 3,5mm up to 7,4 mm
- **A-SK CC**, cable cutter for Coax cable, for cable diameter up to 10,5mm
- all articles together in a practical plastic case



A-SK KIT3 Coax and Fiber Optic Tool Kit



ASSMANN

CABLES • CONNECTORS • HEATSINKS

PLEASE ASK FOR OUR
FULL LINE OF CATALOGS!


CALL TOLL FREE:

1-877-277-6266

<http://www.usa-assmann.com>



... complete assortment of
high quality computer peripherals



www.digitusworld.com