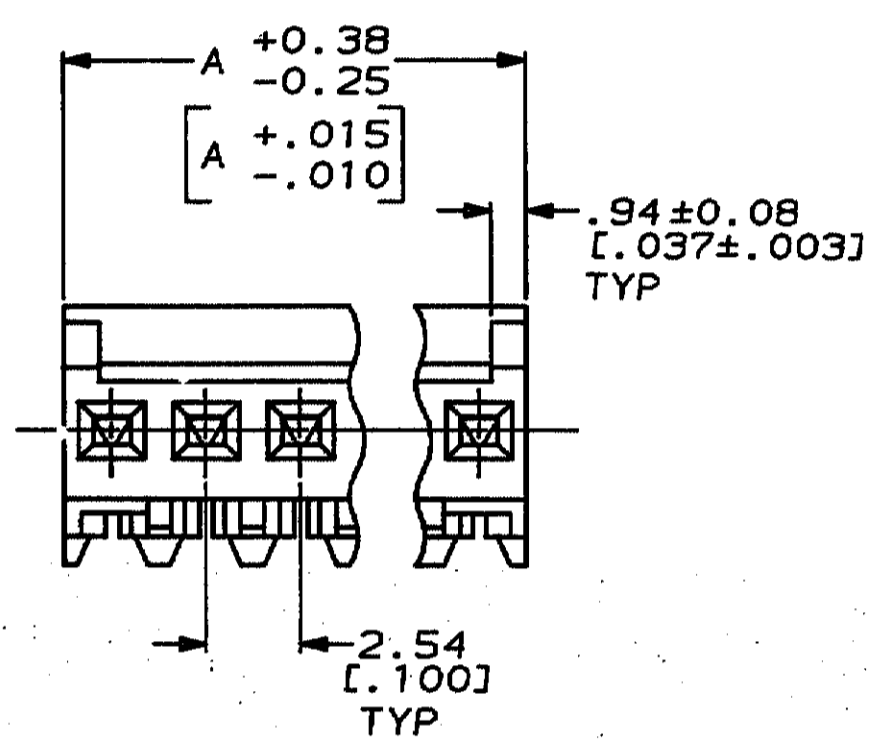
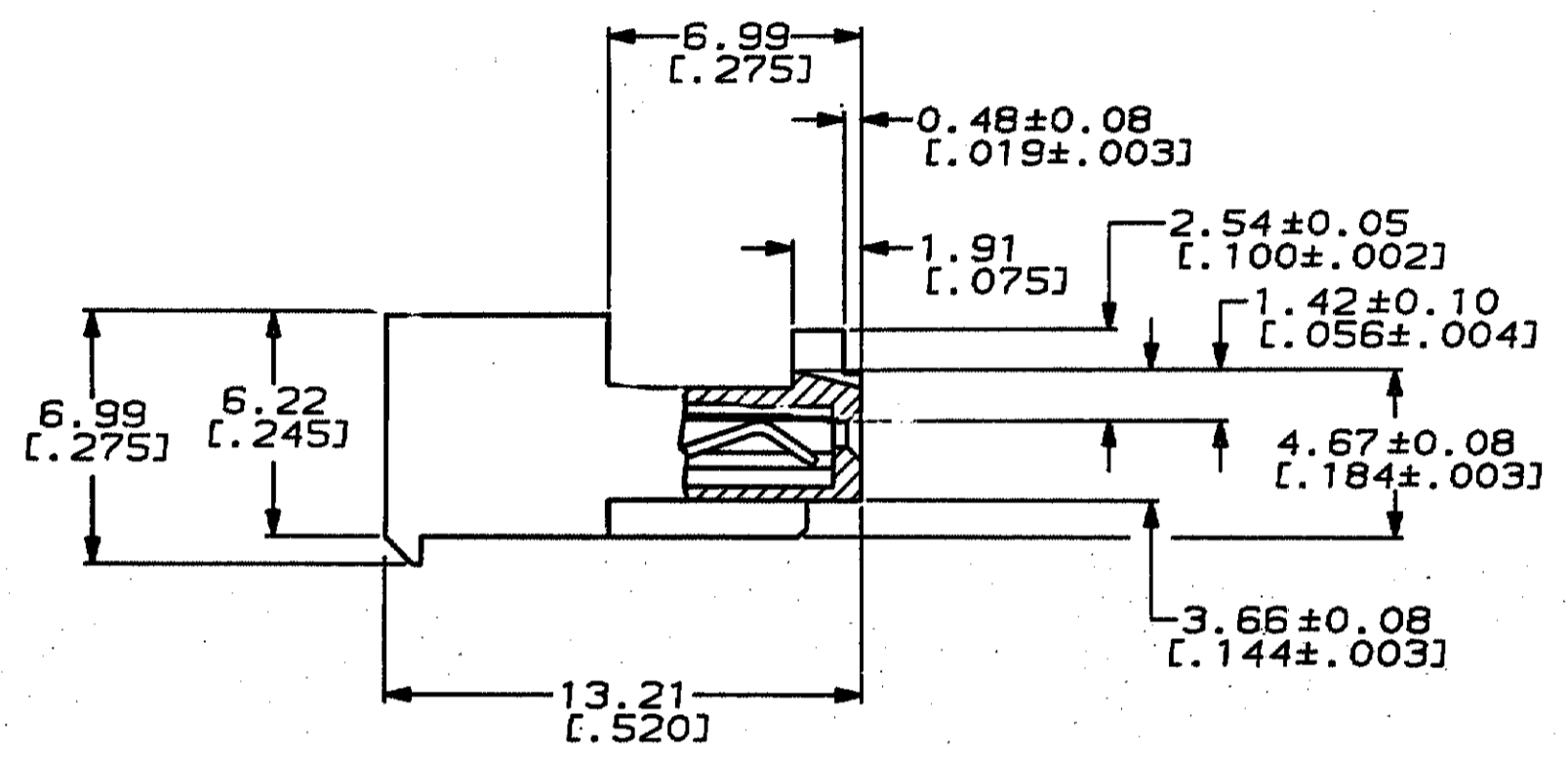
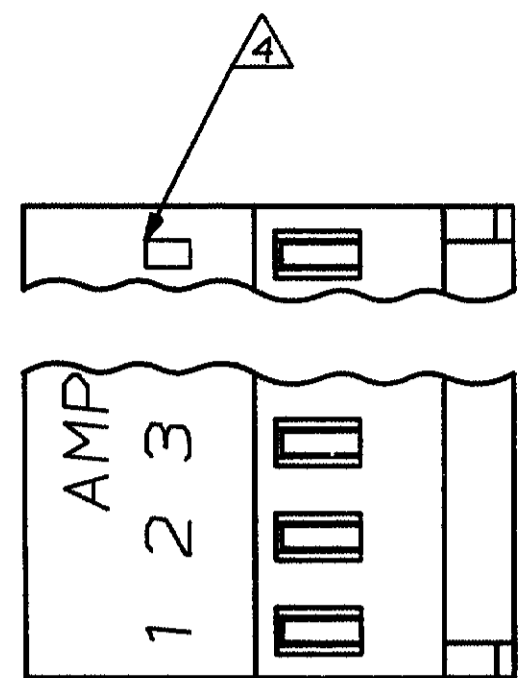


THIS DRAWING IS UNPUBLISHED. RELEASED FOR PUBLICATION
 © COPYRIGHT 19 BY AMP INCORPORATED. ALL INTERNATIONAL RIGHTS RESERVED.

LOC	DIST	P	F	ZONE	LTR	DESCRIPTION	DATE	APPD
CM	54	✓			A	RLSD DASH # 2 THRU 1--3 PER PR CM 92-1	1-7-92	DS RS



DIM A	NO OF CIRCUITS	PART NO
35.56 [1.400]	14	1-644043-4
33.02 [1.300]	13	1-644043-3
30.48 [1.200]	12	1-644043-2
27.94 [1.100]	11	1-644043-1
25.40 [1.000]	10	1-644043-0
22.86 [.900]	9	644043-9
20.32 [.800]	8	644043-8
17.78 [.700]	7	644043-7
15.24 [.600]	6	644043-6
12.70 [.500]	5	644043-5
10.16 [.400]	4	644043-4
7.62 [.300]	3	644043-3
5.08 [.200]	2	644043-2

- ⚠ MATERIAL: CONNECTOR - NYLON UL94V-2 (BLUE).
 CONTACTS - 0.30 [.012] THICK COPPER ALLOY
 (0.00076 [.000030] GOLD)
- CONTACTS ACCEPT 26 AWG WIRE WITH 1.52 [.060] MAX INSULATION DIAMETER.
 - CONTACTS MUST ACCEPT 0.64±0.03 [.025 ±.001] SQUARE POST AND REMAIN LOCKED IN POSITION.
 - IDENTIFICATION NUMBER FOR LAST CIRCUIT MAY NOT APPEAR ON ALL ASSEMBLIES.
 - DIMENSIONS IN BRACKETS ARE IN INCHES.
 - HOUSING FEATURES ARE, CLOSED END WITH LOCKING RAMP AND WITH POLARIZING TAB.

DO NOT SCALE PRINT. UNLESS SPECIFIED DIMENSIONS IN mm [INCHES] TOLERANCES ON: 2 PLC DEC ± - 3 PLC DEC ± 0.13 [.005] ANGLES ± -	DR B. LEWIS 5-17-91	AMP Incorporated Harrisburg, PA 17105-3608	
	CHK R. SWING 5-17-91		
MATERIAL ⚠	APPD G. MILLER 5-20-91	NAME MTA 100 CONNECTOR ASSEMBLY, 26 AWG, STANDARD	
	PRODUCT SPEC 108-1050	SIZE C	CAGE CODE 00779
FINISH ⚠	APPLICATION SPEC 114-1019	DRAWING NO 644043	WEIGHT -
		SCALE 5:1	SHEET 1 OF 1

