

## Marshalling patchboard - PTMC 1,5/32-2H 19Z - 3270316

Please be informed that the data shown in this PDF Document is generated from our Online Catalog. Please find the complete data in the user's documentation. Our General Terms of Use for Downloads are valid (<http://phoenixcontact.com/download>)



Marshalling patchboard, Nom. voltage: 500 V, Nominal current: 17.5 A, Cross section: 0.14 mm<sup>2</sup> - 2.5 mm<sup>2</sup>, AWG: 12 - 26, Connection type: Push-in connection, Number of positions: 32, Number of connections: 128, Width: 34.4 mm, Length: 111 mm, Color: gray, Color of connection elements: gray/white, Assembly: Wall mounting, 19" rack

### Why buy this product

- For mounting in 19" racks
- High contact quality thanks to push-in technology as a replacement for Wire-Wrap®, TERMI-POINT®, etc.
- Tool-free wiring in a confined space thanks to compact size
- Clear representation of actuation and terminal points through vertical conductor routing

### Key Commercial Data

|                      |          |
|----------------------|----------|
| Packing unit         | 1 STK    |
| Custom tariff number | 85366990 |
| Country of origin    | Poland   |

### Technical data

#### Environmental Product Compliance

|            |  |
|------------|--|
| China RoHS | No hazardous substances above threshold values |
|------------|--|

#### General

|                              |                     |
|------------------------------|---------------------|
| Note                         | Labeled from 1 - 32 |
| Number of positions          | 32                  |
| Number of levels             | 1                   |
| Number of connections        | 128                 |
| Nominal cross section        | 1.5 mm <sup>2</sup> |
| Color                        | gray                |
| Color of connection elements | gray/white          |
| Insulating material          | PA                  |

# Marshalling patchboard - PTMC 1,5/32-2H 19Z - 3270316

## Technical data

### General

|   |   |
|---|---|
| Flammability rating according to UL 94                                  | V0  |
| Rated surge voltage   | 4 kV  |
| Degree of pollution   | 3   |
| Overvoltage category  | III   |
| Insulating material group   | I   |
| Maximum load current  | 22 A (With a conductor cross section of 2.5 mm <sup>2</sup> and extensive wiring)           |
|   | 12 A (With a conductor cross section of 2.5 mm <sup>2</sup> and wiring in a confined space) |
| Nominal current I <sub>N</sub>  | 17.5 A  |
| Nominal voltage U <sub>N</sub>  | 500 V   |
| Open side panel   | No  |
| Relative insulation material temperature index (Elec., UL 746 B)        | 130 °C  |
| Temperature index of insulation material (DIN EN 60216-1 (VDE 0304-21)) | 125 °C  |
| Static insulating material application in cold                          | -60 °C  |
| Behavior in fire for rail vehicles (DIN 5510-2)                         | Test passed   |
| Flame test method (DIN EN 60695-11-10)                                  | V0  |
| Oxygen index (DIN EN ISO 4589-2)  | >32 %   |
| NF F16-101, NF F10-102 Class I  | 2   |
| NF F16-101, NF F10-102 Class F  | 2   |
| Surface flammability NFPA 130 (ASTM E 162)                              | passed  |
| Specific optical density of smoke NFPA 130 (ASTM E 662)                 | passed  |
| Smoke gas toxicity NFPA 130 (SMP 800C)                                  | passed  |
| Calorimetric heat release NFPA 130 (ASTM E 1354)                        | 28 MJ/kg  |
| Fire protection for rail vehicles (DIN EN 45545-2) R22                  | HL 1 - HL 3   |
| Fire protection for rail vehicles (DIN EN 45545-2) R23                  | HL 1 - HL 3   |
| Fire protection for rail vehicles (DIN EN 45545-2) R24                  | HL 1 - HL 3   |
| Fire protection for rail vehicles (DIN EN 45545-2) R26                  | HL 1 - HL 3   |

### Dimensions

|        |         |
|--------|---------|
| Width  | 34.4 mm |
| Length | 111 mm  |
| Height | 30 mm   |

### Connection data

|                                    |                      |
|------------------------------------|----------------------|
| Connection method                  | Push-in connection   |
| Connection in acc. with standard   | IEC 60947-7-1        |
| Conductor cross section solid min. | 0.14 mm <sup>2</sup> |
| Conductor cross section solid max. | 2.5 mm <sup>2</sup>  |
| Conductor cross section AWG min.   | 26                   |

# Marshalling patchboard - PTMC 1,5/32-2H 19Z - 3270316

## Technical data

### Connection data

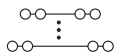
|  |                      |
|--|----------------------|
| Conductor cross section AWG max.   | 12                   |
| Conductor cross section flexible min.                                      | 0.14 mm <sup>2</sup> |
| Conductor cross section flexible max.                                      | 1.5 mm <sup>2</sup>  |
| Min. AWG conductor cross section, flexible                                 | 26                   |
| Max. AWG conductor cross section, flexible                                 | 14                   |
| Conductor cross section flexible, with ferrule without plastic sleeve min. | 0.14 mm <sup>2</sup> |
| Conductor cross section flexible, with ferrule without plastic sleeve max. | 1.5 mm <sup>2</sup>  |
| Conductor cross section flexible, with ferrule with plastic sleeve min.    | 0.14 mm <sup>2</sup> |
| Conductor cross section flexible, with ferrule with plastic sleeve max.    | 1.5 mm <sup>2</sup>  |
| Stripping length   | 8 mm ... 10 mm       |
| Internal cylindrical gage  | A1                   |

### Standards and Regulations

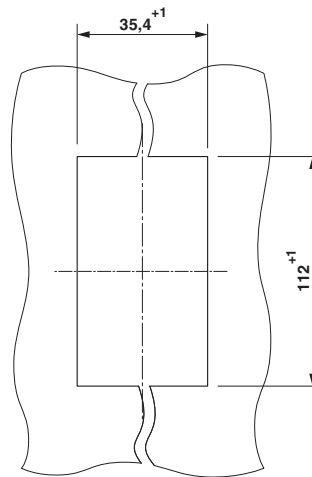
|  |               |
|--|---------------|
| Connection in acc. with standard       | IEC 60947-7-1 |
| Flammability rating according to UL 94 | V0            |

## Drawings

Circuit diagram

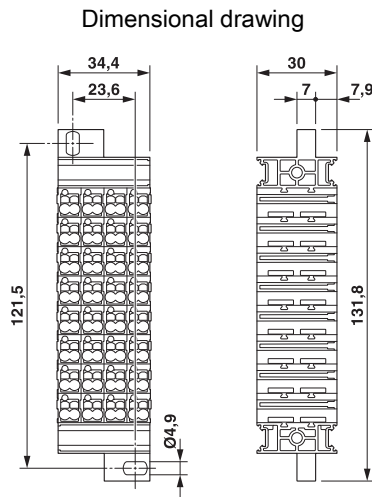


Dimensional drawing



Panel cutout

# Marshalling patchboard - PTMC 1,5/32-2H 19Z - 3270316



## Classifications

eCl@ss

|            |          |
|------------|----------|
| eCl@ss 5.1 | 27141124 |
| eCl@ss 6.0 | 27141124 |
| eCl@ss 8.0 | 27141120 |
| eCl@ss 9.0 | 27141120 |

ETIM

|          |          |
|----------|----------|
| ETIM 5.0 | EC000897 |
|----------|----------|

## Accessories

Accessories

Bridge

Wire bridge - DB 50- 90 BU - 2821180

Wire bridge, Color: blue




## Marshalling patchboard - PTMC 1,5/32-2H 19Z - 3270316

### Accessories

Wire bridge - DB 50- 90 BK - 2820916

Wire bridge, Color: black



Wire bridge - DB 50- 90 GY - 2820929

Wire bridge, Color: gray



Wire bridge - DB 50- 90 RD - 2864639

Wire bridge, Color: red



### Screwdriver tools

Screwdriver - SZF 0-0,4X2,5 - 1204504



Actuation tool, for ST terminal blocks, also suitable for use as a bladed screwdriver, size: 0.4 x 2.5 x 75 mm, 2-component grip, with non-slip grip

---

Screwdriver - ST-BW 0 - 1200135



Actuation tool, for all 1.5 mm<sup>2</sup> spring cages from PT 1,5/S and FT 1,5/S

---

