


## Installation level terminal block - PTI 2,5-PE/L/TG - 3213960

Please be informed that the data shown in this PDF Document is generated from our Online Catalog. Please find the complete data in the user's documentation. Our General Terms of Use for Downloads are valid (<http://download.phoenixcontact.com>)



Installation level terminal block, Push-in connection, Cross section: 0.14 mm<sup>2</sup> - 4 mm<sup>2</sup>, AWG: 26 - 12, Width: 5.2 mm, Color: gray, Mounting type: NS 35/7,5, NS 35/15

### Product Features

- Double function shafts on all levels
- The terminal blocks with knife disconnect zone in the upper level meet the safety requirement regarding individual circuit isolation of DIN VDE 0100-718



### Key commercial data

Packing unit	1 PCE
Minimum order quantity	50 PCE
Weight per Piece (excluding packing)	18.0 GRM
Custom tariff number	85369010
Country of origin	Germany

### Technical data

#### General

Number of levels	3
Number of connections	5
Color	gray
Insulating material	PA
Inflammability class according to UL 94	V0
Maximum load current	30 A (with 4 mm <sup>2</sup> conductor cross section and 3-pos. terminal block)
	16 A (disconnect level 16 A. The current is determined by the component used.)
Rated surge voltage	4 kV
	6 kV
Pollution degree	3

## Installation level terminal block - PTI 2,5-PE/L/TG - 3213960

### Technical data

#### General

Surge voltage category	III
Insulating material group	I
Nominal current $I_N$	24 A (with 4 mm <sup>2</sup> conductor cross section)
Nominal voltage $U_N$	400 V (phase conductor/phase conductor)
	250 V (phase conductor/PE)
	(phase conductor/N)
Open side panel	ja
Shock protection test specification	DIN EN 50274 (VDE 0660-514):2002-11
Back of the hand protection	guaranteed
Finger protection	guaranteed
Surge voltage test setpoint	7.3 kV
Result of surge voltage test	Test passed
Power frequency withstand voltage setpoint	1.89 kV
Result of power-frequency withstand voltage test	Test passed
Checking the mechanical stability of terminal points (5 x conductor connection)	Test passed
Bending test rotation speed	10 rpm
Bending test turns	135
Bending test conductor cross section/weight	0.14 mm <sup>2</sup> / 0.2 kg
	4 mm <sup>2</sup> / 0.9 kg
Result of bending test	Test passed
Conductor cross section tensile test	0.14 mm <sup>2</sup>
Tractive force setpoint	10 N
Conductor cross section tensile test	4 mm <sup>2</sup>
Tractive force setpoint	60 N
Tensile test result	Test passed
Tight fit on carrier	NS 35
Setpoint	1 N
Result of tight fit test	Test passed
Requirements, voltage drop	≤ 3.2 mV
Result of voltage drop test	Test passed
Temperature-rise test	Test passed
Conductor cross section short circuit testing	4 mm <sup>2</sup>
Short-time current	0.48 kA
Conductor cross section short circuit testing	1.5 mm <sup>2</sup>
Short-time current	0.18 kA
Short circuit stability result	Test passed

## Installation level terminal block - PTI 2,5-PE/L/TG - 3213960

### Technical data

#### General

Ageing test for screwless modular terminal block temperature cycles	192
Result of aging test	Test passed
Proof of thermal characteristics (needle flame) effective duration	30 s
Result of thermal test	Test passed
Test specification, oscillation, broadband noise	DIN EN 50155 (VDE 0115-200):2008-03
Test spectrum	Service life test category 1, class B, body mounted
Test frequency	$f_1 = 5 \text{ Hz}$ to $f_2 = 150 \text{ Hz}$
ASD level	$1.857 \text{ (m/s}^2\text{)}^2\text{/Hz}$
Acceleration	0.8 g
Test duration per axis	5 h
Test directions	X-, Y- and Z-axis
Oscillation, broadband noise test result	Test passed
Test specification, shock test	DIN EN 50155 (VDE 0115-200):2008-03
Shock form	Half-sine
Acceleration	5 g
Shock duration	30 ms
Number of shocks per direction	3
Test directions	X-, Y- and Z-axis (pos. and neg.)
Shock test result	Test passed
Temperature index, insulating material (DIN EN 60216-1 (VDE 0304-21))	130 °C
Static insulating material application in cold	-60 °C

#### Dimensions

Width	5.2 mm
Length	101 mm
Height NS 35/7,5	50.5 mm
Height NS 35/15	58 mm

#### Connection data

Conductor cross section solid min.	0.14 mm <sup>2</sup>
Conductor cross section solid max.	4 mm <sup>2</sup>
Conductor cross section AWG/kcmil min.	26
Conductor cross section AWG/kcmil max.	12
Conductor cross section stranded min.	0.14 mm <sup>2</sup>
Conductor cross section stranded max.	4 mm <sup>2</sup>
Min. AWG conductor cross section, stranded	26
Max. AWG conductor cross section, stranded	12
Conductor cross section stranded, with ferrule without plastic sleeve min.	0.14 mm <sup>2</sup>

## Installation level terminal block - PTI 2,5-PE/L/TG - 3213960

### Technical data

#### Connection data

Conductor cross section stranded, with ferrule without plastic sleeve max.	2.5 mm <sup>2</sup>
Conductor cross section stranded, with ferrule with plastic sleeve min.	0.14 mm <sup>2</sup>
Conductor cross section stranded, with ferrule with plastic sleeve max.	2.5 mm <sup>2</sup>
2 conductors with same cross section, stranded, TWIN ferrules with plastic sleeve, max.	0.5 mm <sup>2</sup>
Connection method	Push-in connection
Stripping length	10 mm
Internal cylindrical gage	A3

### Classifications

#### eCl@ss

eCl@ss 4.0	27141121
eCl@ss 4.1	27141121
eCl@ss 5.0	27141120
eCl@ss 5.1	27141120
eCl@ss 6.0	27141120
eCl@ss 7.0	27141120
eCl@ss 8.0	27141120

#### ETIM

ETIM 4.0	EC000897
ETIM 5.0	EC001329

#### UNSPSC

UNSPSC 6.01	30211811
UNSPSC 7.0901	39121410
UNSPSC 11	39121410
UNSPSC 12.01	39121410
UNSPSC 13.2	39121410

### Approvals

#### Approvals

---

#### Approvals

UL Recognized / cUL Recognized / GOST / VDE Zeichengenehmigung / IECCE CB Scheme / GL / cULus Recognized

---


# Installation level terminal block - PTI 2,5-PE/L/TG - 3213960

## Approvals


Ex Approvals

Approvals submitted


### Approval details


UL Recognized 

	B	C	D
mm <sup>2</sup> /AWG/kcmil	26-12	26-12	26-12
Nominal current I <sub>N</sub>	20 A	20 A	10 A
Nominal voltage U <sub>N</sub>	300 V	150 V	300 V


cUL Recognized 

	B	C	D
mm <sup>2</sup> /AWG/kcmil	26-12	26-12	26-12
Nominal current I <sub>N</sub>	20 A	20 A	10 A
Nominal voltage U <sub>N</sub>	300 V	150 V	300 V

GOST 

VDE Zeichengenehmigung 

mm <sup>2</sup> /AWG/kcmil	0.2-4
----------------------------	-------


IECEE CB Scheme 

mm <sup>2</sup> /AWG/kcmil	0.2-4
----------------------------	-------

## Installation level terminal block - PTI 2,5-PE/L/TG - 3213960

### Approvals

GL

cULus Recognized 

### Accessories

#### Accessories

#### Bridge

Plug-in bridge - FBS 2-5 - 3030161



Plug-in bridge, Number of positions: 2, Color: red

Plug-in bridge - FBS 3-5 - 3030174



Plug-in bridge, Number of positions: 3, Color: red

Plug-in bridge - FBS 4-5 - 3030187



Plug-in bridge, Number of positions: 4, Color: red

Plug-in bridge - FBS 5-5 - 3030190



Plug-in bridge, Number of positions: 5, Color: red

## Installation level terminal block - PTI 2,5-PE/L/TG - 3213960

### Accessories

---

Plug-in bridge - FBS 10-5 - 3030213



Plug-in bridge, Number of positions: 10, Color: red

---

Plug-in bridge - FBS 20-5 - 3030226



Plug-in bridge, Number of positions: 20, Color: red

---

Plug-in bridge - FBS 50-5 - 3038930



Plug-in bridge, Number of positions: 50, Color: red

---

### Documentation

Mounting material - PT-IL - 3208090

Operating decal for the Push-in Technology



### End block

## Installation level terminal block - PTI 2,5-PE/L/TG - 3213960

### Accessories

End clamp - CLIPFIX 35 - 3022218



Quick mounting end clamp for NS 35/7,5 DIN rail or NS 35/15 DIN rail, with marking option, width: 9.5 mm, color: gray

---

End clamp - CLIPFIX 35-5 - 3022276



Quick mounting end clamp for NS 35/7,5 DIN rail or NS 35/15 DIN rail, with marking option, with parking option for FBS...5, FBS...6, KSS 5, KSS 6, width: 5.15 mm, color: gray

---

End clamp - E/NS 35 N - 0800886



End clamp, width: 9.5 mm, color: gray

---

End cover

End cover - D-PTI/3B - 3213976



End cover, Length: 101 mm, Width: 2.2 mm, Color: gray

---

Spacer plate - DP PS-5 - 3036725



Spacer plate, Color: red

---



## Installation level terminal block - PTI 2,5-PE/L/TG - 3213960

### Accessories

#### Insulating sleeve

Insulating sleeve - MPS-IH WH - 0201663



Insulating sleeve, Color: white

---

Insulating sleeve - MPS-IH RD - 0201676



Insulating sleeve, Color: red

---

Insulating sleeve - MPS-IH BU - 0201689



Insulating sleeve, Color: blue

---

Insulating sleeve - MPS-IH YE - 0201692



Insulating sleeve, Color: yellow

---

Insulating sleeve - MPS-IH GN - 0201702



Insulating sleeve, Color: green

---

## Installation level terminal block - PTI 2,5-PE/L/TG - 3213960

### Accessories

Insulating sleeve - MPS-IH GY - 0201728



Insulating sleeve, Color: gray

---

Insulating sleeve - MPS-IH BK - 0201731



Insulating sleeve, Color: black

---

Insulation stop sleeve - ISH 2,5/0,2 - 3002843



Insulation stop sleeve, Color: white

---

Insulation stop sleeve - ISH 2,5/0,5 - 3002856



Insulation stop sleeve, Color: gray

---

Insulation stop sleeve - ISH 2,5/1,0 - 3002869



Insulation stop sleeve, Color: black

---

Labeled terminal marker

## Installation level terminal block - PTI 2,5-PE/L/TG - 3213960

### Accessories

#### Zack marker strip - ZB 5 CUS - 0824962



Zack marker strip, Can be ordered: Strip, white, Labeled according to customer specifications, Mounting type: Snap into tall marker groove, For terminal block width: 5.2 mm, Lettering field: 5.15 x 10.5 mm

---

#### Marker for terminal blocks - UC-TM 5 CUS - 0824581



Marker for terminal blocks, Can be ordered: By sheet, white, Labeled according to customer specifications, Mounting type: Snap into tall marker groove, For terminal block width: 5.2 mm, Lettering field: 10.5 x 4.6 mm

---

#### Marker for terminal blocks - UCT-TM 5 CUS - 0829595



Marker for terminal blocks, Can be ordered: By sheet, white, Labeled according to customer specifications, Mounting type: Snap into tall marker groove, Lettering field: 4.6 x 10.5 mm

---

#### Zack Marker strip, flat - ZBF 5 CUS - 0825025



Zack Marker strip, flat, Can be ordered: Strip, white, Labeled according to customer specifications, Mounting type: Snap into flat marker groove, For terminal block width: 5 mm, Lettering field: 5.15 x 5.15 mm

---

#### Marker for terminal blocks - UC-TMF 5 CUS - 0824638



Marker for terminal blocks, Can be ordered: By sheet, white, Labeled according to customer specifications, Mounting type: Snap into flat marker groove, For terminal block width: 5.2 mm, Lettering field: 4.6 x 5.1 mm

## Installation level terminal block - PTI 2,5-PE/L/TG - 3213960

### Accessories

Marker for terminal blocks - UCT-TMF 5 CUS - 0829658



Marker for terminal blocks, Can be ordered: By sheet, white, Labeled according to customer specifications, Mounting type: Snap into flat marker groove, For terminal block width: 5.2 mm, Lettering field: 4.4 x 4.7 mm

---

### Marker carriers

Marker carriers - CARRIER-TM 300 - 0828282



Marker carriers, gray, Unlabeled, Mounting type: Snap into flat marker groove, Lettering field: 10.5 x 300 mm

---

### Mounting rail

DIN rail perforated - NS 35/ 7,5 PERF 2000MM - 0801733



DIN rail, material: steel galvanized and passivated with a thick layer, perforated, height 7.5 mm, width 35 mm, length: 2000 mm

---

DIN rail - NS 35/ 7,5 UNPERF 2000MM - 0801681



DIN rail, material: Steel, unperforated, height 7.5 mm, width 35 mm, length: 2 m

---

DIN rail - NS 35/ 7,5 WH PERF 2000MM - 1204119



DIN rail 35 mm (NS 35)

## Installation level terminal block - PTI 2,5-PE/L/TG - 3213960

### Accessories

---

DIN rail - NS 35/ 7,5 WH UNPERF 2000MM - 1204122



DIN rail 35 mm (NS 35)

---

DIN rail, unperforated - NS 35/ 7,5 AL UNPERF 2000MM - 0801704



DIN rail, unperforated, Width: 35 mm, Height: 7.5 mm, Length: 2000 mm, Color: silver

---

DIN rail - NS 35/ 7,5 ZN PERF 2000MM - 1206421



DIN rail, material: Galvanized, perforated, height 7.5 mm, width 35 mm, length: 2 m

---

DIN rail - NS 35/ 7,5 ZN UNPERF 2000MM - 1206434



DIN rail, material: Galvanized, unperforated, height 7.5 mm, width 35 mm, length: 2 m

---

DIN rail - NS 35/ 7,5 CU UNPERF 2000MM - 0801762



DIN rail, material: Copper, unperforated, height 7.5 mm, width 35 mm, length: 2 m

---

## Installation level terminal block - PTI 2,5-PE/L/TG - 3213960

### Accessories

End cap - NS 35/ 7,5 CAP - 1206560



DIN rail end piece, for DIN rail NS 35/7.5

---

DIN rail perforated - NS 35/15 PERF 2000MM - 1201730



DIN rail, material: steel galvanized and passivated with a thick layer, perforated, height 15 mm, width 35 mm, length: 2000 mm

---

DIN rail - NS 35/15 UNPERF 2000MM - 1201714



DIN rail, material: Steel, unperforated, height 15 mm, width 35 mm, length: 2 m

---

DIN rail - NS 35/15 WH PERF 2000MM - 0806602



DIN rail 35 mm (NS 35)

---

DIN rail - NS 35/15 WH UNPERF 2000MM - 1204135



DIN rail 35 mm (NS 35)

## Installation level terminal block - PTI 2,5-PE/L/TG - 3213960

### Accessories

DIN rail, unperforated - NS 35/15 AL UNPERF 2000MM - 1201756



DIN rail, deep drawn, high profile, unperforated, 1.5 mm thick, material: aluminum, height 15 mm, width 35 mm, length 2000 mm

---

DIN rail - NS 35/15 ZN PERF 2000MM - 1206599



DIN rail, material: Galvanized, perforated, height 15 mm, width 35 mm, length: 2 m

---

DIN rail - NS 35/15 ZN UNPERF 2000MM - 1206586



DIN rail, material: Galvanized, unperforated, height 15 mm, width 35 mm, length: 2 m

---

DIN rail - NS 35/15 CU UNPERF 2000MM - 1201895



DIN rail, material: Copper, unperforated, 1.5 mm thick, height 15 mm, width 35 mm, length: 2 m

---

End cap - NS 35/15 CAP - 1206573



DIN rail end piece, for DIN rail NS 35/15

---

## Installation level terminal block - PTI 2,5-PE/L/TG - 3213960

### Accessories

DIN rail - NS 35/15-2,3 UNPERF 2000MM - 1201798



DIN rail, material: Steel, unperforated, 2.3 mm thick, height 15 mm, width 35 mm, length: 2 m

---

### Partition plate

Partition plate - ATP-PTI/3 - 3213990



Partition plate, Length: 103 mm, Width: 2.2 mm, Height: 49.3 mm, Color: gray

---

### Planning and marking software

Software - CLIP-PROJECT ADVANCED - 5146040



Multilingual software for easy planning of Phoenix Contact on DIN rails together with the integrated TRABTECH-select software module for planning comprehensive surge protection concepts.

---

Software - CLIP-PROJECT PROFESSIONAL - 5146053



Multi-lingual software for terminal strip project planning. A marking module allows professional labeling of markers and labels for marking terminal blocks, conductors, cables and devices. The additionally integrated software module TRABTECH-select for planning comprehensive surge protection concepts.

---

### Screwdriver tools



## Installation level terminal block - PTI 2,5-PE/L/TG - 3213960

### Accessories

Screwdriver - SZF 1-0,6X3,5 - 1204517



Actuation tool, for ST terminal blocks, also suitable for use as a bladed screwdriver, size: 0.6 x 3.5 x 100 mm, 2-component grip, with non-slip grip

---

### Terminal marking

Zack marker strip - ZB 5 :UNBEDRUCKT - 1050004



Zack marker strip, Strip, white, Unlabeled, Can be labeled with: Plotter, Mounting type: Snap into tall marker groove, For terminal block width: 5.2 mm, Lettering field: 5.1 x 10.5 mm

---

Marker for terminal blocks - UC-TM 5 - 0818108



Marker for terminal blocks, Sheet, white, Unlabeled, Can be labeled with: BLUEMARK CLED, BLUEMARK LED, Plotter, Mounting type: Snap into tall marker groove, For terminal block width: 5.2 mm, Lettering field: 10.5 x 4.6 mm

---

Marker for terminal blocks - UCT-TM 5 - 0828734



Marker for terminal blocks, Sheet, white, Unlabeled, Can be labeled with: THERMOMARK CARD PLUS, THERMOMARK CARD, BLUEMARK CLED, BLUEMARK LED, Mounting type: Snap into tall marker groove, For terminal block width: 5.2 mm, Lettering field: 4.6 x 10.5 mm

---

Zack Marker strip, flat - ZBF 5:UNBEDRUCKT - 0808642



Zack Marker strip, flat, Strip, white, Unlabeled, Can be labeled with: Plotter, Mounting type: Snap into flat marker groove, For terminal block width: 5 mm, Lettering field: 5.1 x 5.2 mm

## Installation level terminal block - PTI 2,5-PE/L/TG - 3213960

### Accessories

#### Marker for terminal blocks - UC-TMF 5 - 0818153



Marker for terminal blocks, Sheet, white, Unlabeled, Can be labeled with: BLUEMARK CLED, BLUEMARK LED, Plotter, Mounting type: Snap into flat marker groove, For terminal block width: 5.2 mm, Lettering field: 4.6 x 5.1 mm

---

#### Marker for terminal blocks - UCT-TMF 5 - 0828744



Marker for terminal blocks, Sheet, white, Unlabeled, Can be labeled with: THERMOMARK CARD PLUS, THERMOMARK CARD, BLUEMARK CLED, BLUEMARK LED, Mounting type: Snap into flat marker groove, For terminal block width: 5.2 mm, Lettering field: 4.4 x 4.7 mm

---

#### Test plug terminal block

##### Test plugs - MPS-MT - 0201744



Test plugs, Color: silver

---

##### Test adapter - PAI-4-N GY - 3032871



Test adapter, Color: gray

---

##### Test adapter - PS-5 - 3030983



Test adapter, Color: red

## Installation level terminal block - PTI 2,5-PE/L/TG - 3213960

### Accessories

Test plugs - PS-5/2,3MM RD - 3038723



Test plugs, Color: red

---

### Additional products

Isolating plugs - P-DI - 3036783



Isolating plugs, Length: 10.8 mm, Width: 3.5 mm, Height: 23.1 mm, Color: orange

---

Spare knife - P-FIX - 3038956



Spare knife, Length: 10.5 mm, Width: 4 mm, Color: gray

---

Component connector - P-CO - 3036796



Component connector, Nominal current: 6 A, Length: 24 mm, Width: 5.2 mm, Height: 22 mm, Color: gray

---

Component connector - P-CO 1N4007/R-L - 3032457



Component connector, Length: 24 mm, Width: 5.2 mm, Height: 22 mm, Color: gray

---

## Installation level terminal block - PTI 2,5-PE/L/TG - 3213960

### Accessories

Component connector - P-CO 1N4007/L-R - 3032460



Component connector, Length: 24 mm, Width: 5.2 mm, Height: 22 mm, Color: gray

---

Fuse plug - P-FU 5X20-5 - 3209235



Fuse plug, Nominal current: 6.3 A, Length: 23.5 mm, Width: 5.2 mm, Height: 45.5 mm, Color: black

---

Fuse plug - P-FU 5X20 LED 24-5 - 3209248



Fuse plug with LED for 12 - 30 V DC, 0.35 - 0.95 mA, width 5.2 mm, color black

---

Fuse plug - P-FU 5X20 LED 60-5 - 3209251



Fuse plug with LED for 30 - 60 V AC/DC, 0.36 - 0.95 mA, width 5.2 mm, color black

---

Fuse plug - P-FU 5X20 LED 250-5 - 3209264



Fuse plug with LED for 110 - 250 V AC/DC, 0.40 - 0.95 mA, width 5.2 mm, color black

---

### Drawings

## Installation level terminal block - PTI 2,5-PE/L/TG - 3213960

Circuit diagram

