


BUS BAR SYSTEM

POWR-BAR Distribution



Description

A key objective for panel designers is safe distribution of power to multiple fuse holders in a compact design. The Littelfuse UL 508 Listed bus bar system eliminates most wire terminations in a timesaving package. A power distribution block and associated conductors are no longer needed to feed multiple POWR-SAFE fuse holders.

Features/Benefits

- Touch-safe design offers protection when replacing fuses
- Compact design
- 35 mm DIN-rail mountable
- Available in one and three phase configurations
- No fuse pullers or tools required for fuse removal
- Can be cut down to optimal size

Recommended Fuse Holders

LFPSC / LFPSM Series
LPSC / LPSM Series (600 V)
LPHV Series (1000 V)

Web Resources

Download technical information: littelfuse.com/busbar

Specifications

Voltage Ratings 600 VAC/DC
1000 VDC*

Current Ratings

CROSS SECTION (mm ²)	18 mm ²	25 mm ²
END FED	80 A	100 A
CENTER FED	160 A	200 A

SCCR 10 kA, 100 kA[†]
Conductor Copper
Pitch 17.8 mm
Approvals UL 508 Listed (File E328654)
Environmental RoHS Compliant, Lead (Pb) free

*1 Phase 18 mm² rated 1000 VDC up to 160 A when center fed
1 Phase 25 mm² rated 1000 VDC up to 200 A when center fed
[†]When protected directly upstream by Class J 175 amperes max (18 mm² bus bar) and Class J 200 amperes max (25 mm² bus bar).

Ordering Information

1 PHASE, 18 mm ²			1 PHASE, 25 mm ²		
ORDERING NUMBER	POLES	LENGTH (mm)	ORDERING NUMBER	POLES	LENGTH (mm)
1PH3P18mm	3	50	1PH3P25mm	3	50
1PH4P18mm	4	79	1PH4P25mm	4	79
1PH6P18mm	6	104	1PH6P25mm	6	104
1PH9P18mm	9	155	1PH9P25mm	9	155
1PH12P18mm	12	208	1PH12P25mm	12	208
1PH15P18mm	15	270	1PH15P25mm	15	270
1PH57P18mm	57	1009	1PH57P25mm	57	1009

3 PHASE, 18 mm ²			3 PHASE, 25 mm ²		
ORDERING NUMBER	POLES	LENGTH (mm)	ORDERING NUMBER	POLES	LENGTH (mm)
3PH6P18mm	6	104	3PH6P25mm	6	104
3PH9P18mm	9	158	3PH9P25mm	9	158
3PH12P18mm	12	214	3PH12P25mm	12	214
3PH15P18mm	15	266	3PH15P25mm	15	266
3PH57P18mm	57	1009	3PH57P25mm	57	1009

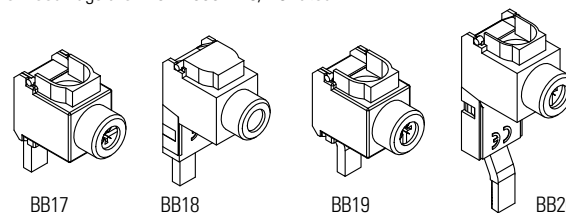
Endcaps are standard with all 3 phase configurations except 57-pole. Endcaps are not needed for the 1 phase configurations from the factory or if the copper bus is trimmed per the supplied instructions. Power feed lugs and protective covers are extra.

Accessories

Power Feed Lug

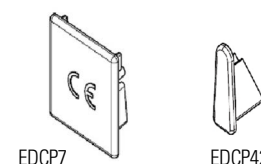
PART NUMBER	WIRE RANGE	WIRE TYPE	TORQUE	PHASE	FUSE HOLDER
BB17	#10 - 1/0 AWG	CU	50 lb-in	Single	LPSM/LPSC/LPHV
BB18	#10 - 1/0 AWG	CU	50 lb-in	Three	LPSM/LPSC
BB19	#10 - 1/0 AWG	CU	50 lb-in	Single	LFPSM/LFPSC
BB20	#10 - 1/0 AWG	CU	50 lb-in	Three	LFPSM/LFPSC

Power Feed Lugs are 115A 1000V AC/DC rated



Endcaps

PART NUMBER	PHASE	QUANTITY
EDCP42	Single	50
EDCP7	Three	50



Pole Protective Covers

PART NUMBER	QUANTITY
CTPT5	5

