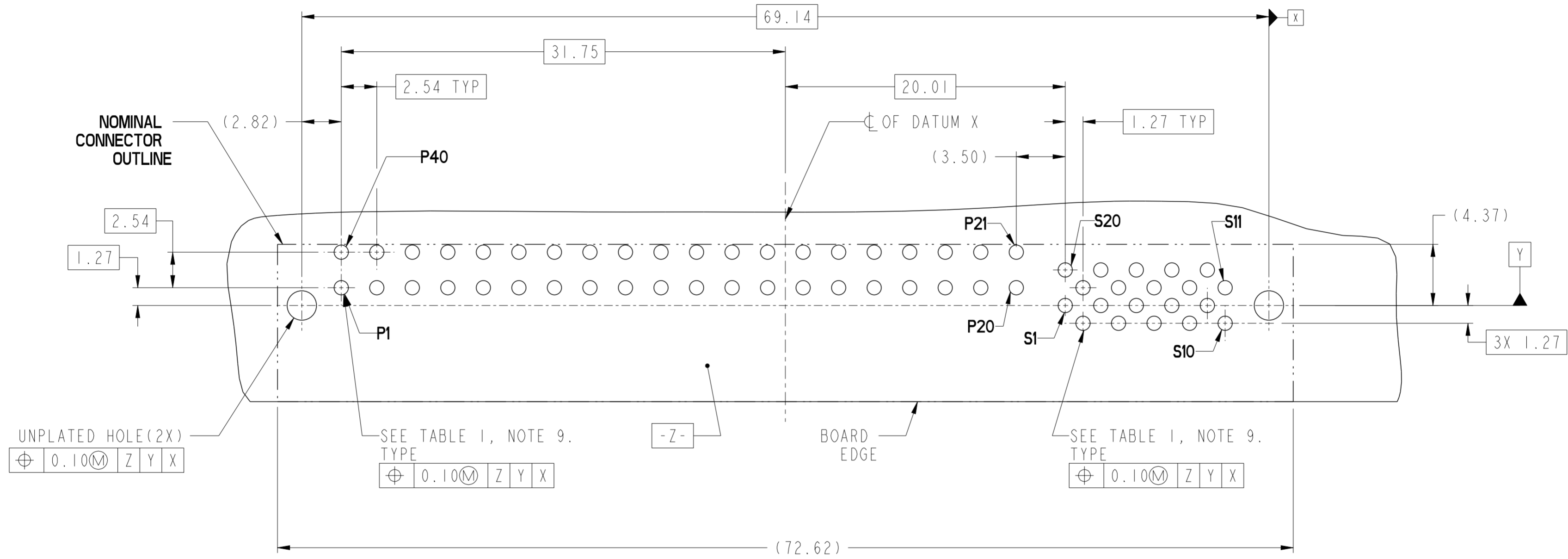


REV	DR	DATE
A	HZ	2012-05-31

spec ref	-	dr	Wei-Long Zhang	2012/04/24	projection	MM	size	A2	scale	4:1
tolerance std	ISO 406 ISO 1101	eng	Wei-Long Zhang	2012/05/31			ecn no	-	rel level	Released
surface	ISO 1302	chr	-	appr						
linear	0.X ±0.3 0.XX ±0.10 0.XXX ±0.05			<b>FCI</b>		<b>R/A RECT (40P-20S)</b> HIGH POWER CARD EDGE		dwg no 10120872	rev A	
angular	0° ±2°	www.fci.com		cat. no.		Product - Customer Drw		sheet 1 of 4		

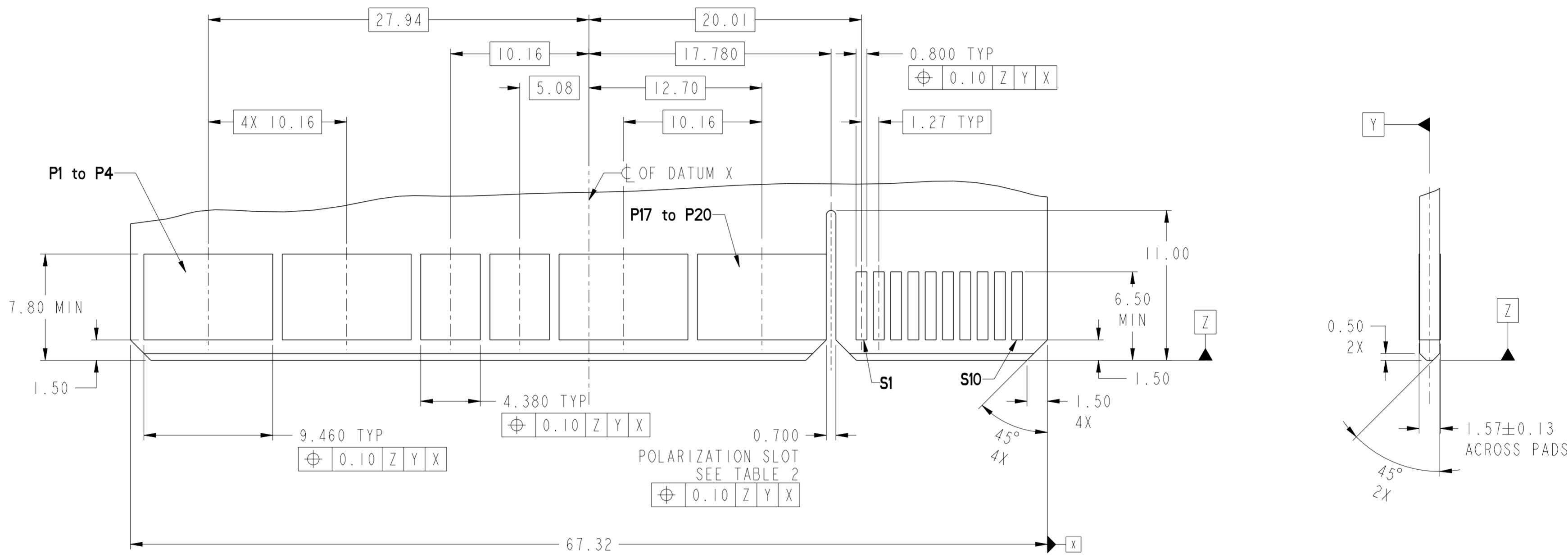
Copyright FCI.

CONTACT TYPE	TOP LAYER DESCRIPTION	TABLE 1 (HPCE / SOLDER TAILS) PLATED THROUGH-HOLE REQUIREMENTS				
		DRILLED HOLE DIAMETER	COPPER THICKNESS	TIN-LEAD THICKNESS	TIN THICKNESS	FINISHED HOLE DIAMETER
POWER & SIGNAL	TIN-LEAD	1.10-1.16 (1.15 DRILL)	0.025 - 0.050	0.005 - 0.015	--	0.94 - 1.10
	IMMERSION TIN	1.10-1.16 (1.15 DRILL)	0.025 - 0.050	--	0.9 - 1.5um	0.94 - 1.10
	COPPER (SEE NOTE 8)	1.10-1.16 (1.15 DRILL)	0.025 - 0.050	--	--	0.94 - 1.10



## RECOMMENDED PCB LAYOUT

spec ref	-	dr	Wei-Long Zhang	2012/04/24	projection	MM	size	A2	scale	4:1			
tolerance std	ISO 406 ISO 1101	eng	Wei-Long Zhang	2012/05/31			ecn no	-	rel level	Released			
TOLERANCES UNLESS OTHERWISE SPECIFIED		chr	-	app							Pai-Ming Zheng	2012/06/01	product family
surface	ISO 1302	linear	0.X	±0.3			title	R/A RECT (40P-20S) HIGH POWER CARD EDGE		dwg no	10120872	rev	A
		angular	0°	±2°	www.fci.com	cat. no.	Product - Customer Drw		sheet 2 of 4				



## RECOMMENDED MATING BOARD FOOT PRINT

Copyright FCI.  
**FCI**

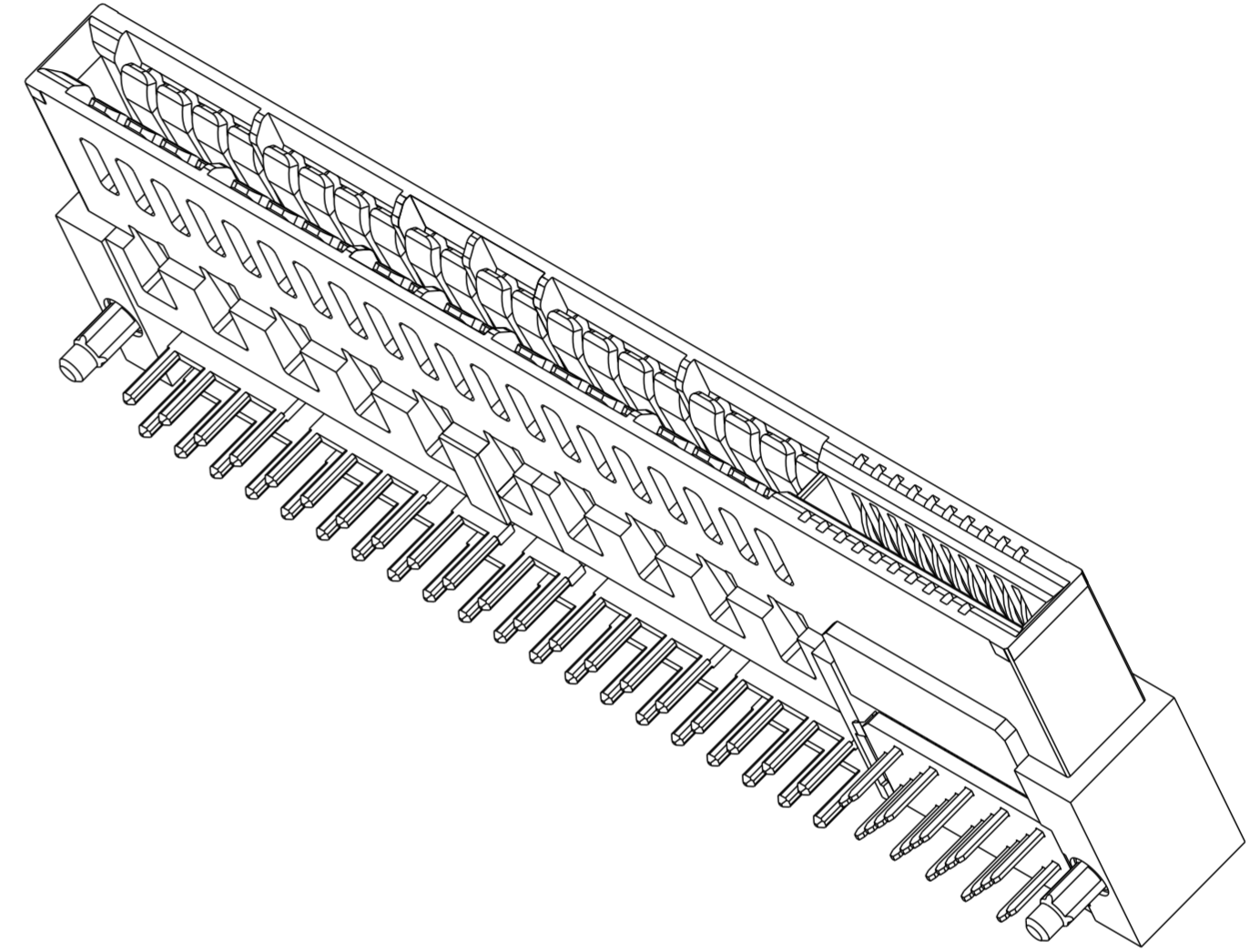
spec ref -		dr Wei-Long Zhang	2012/04/24	projection	MM	size A2	scale 4:1
tolerance std ISO 406 ISO 1101		eng Wei-Long Zhang	2012/05/31			ecn no -	
TOLERANCES UNLESS OTHERWISE SPECIFIED		chr -	2012/06/01			rel level Released	
surface ISO 1302		appr Pei-Ming Zheng	2012/06/01	product family		rev A	
linear	0.X ±0.3 0.XX ±0.10 0.XXX ±0.05			title R/A RECT (40P-20S) HIGH POWER CARD EDGE		dwg no 10120872	
angular	0° ±2°					cat. no. www.fci.com	

PDS: Rev :A

STATUS:Released

Printed: Jun 01, 2012

HPCE PART NUMBER (TABLE 2)				
PART NUMBER	TAIL TYPE	HOLD-DOWN OPTION	ORIENTATION KEY	DIM "A" TYPICAL TAIL LENGTH
10120872-001LF	SOLDER TAIL	NO	YES	3.25±0.25
10120872-002LF			NO	
10120872-003LF		YES	YES	
10120872-004LF			NO	
10120872-005LF		NO	YES	2.60±0.25
10120872-006LF			NO	
10120872-007LF		YES	YES	
10120872-008LF			NO	



NOTES:

- CONNECTOR MATERIALS:  
 HOUSING: HIGH TEMPERATURE THERMAL PLASTIC, BLACK  
 UL 94V-0 COMPLIANT  
 CONTACTS: HIGH PERFORMANCE COPPER ALLOY.
- CONTACT FINISH REF. GS-12-604 SECTION 5.2.
- PRODUCT SPECIFICATION: GS-12-604.
- APPLICATION SPECIFICATION: GS-20-128.
- PRODUCT MARKING (FCI - PART NUMBER & DATE CODE) ON HOUSING IN AREA SHOWN.
- PACKAGING MEETS FCI SPECIFICATION GS-14-937.
- HOUSING COMPONENT WILL WITHSTAND EXPOSURE TO 260°C PEAK TEMPERATURE FOR 60 SECONDS IN A CONVECTION, INFRA-RED, OR VAPOR PHASE REFLOW OVEN.
- COPPER PLATING THICKNESS IN CENTER OF VIA-HOLE CAN BE NO MORE THAN 0.003 LESS THAN OTHER AREAS.
- ALL HOLE SIZES ARE FINISHED HOLE SIZES.
- MOUNTING HOLES ARE UNPLATED  
 $\varnothing 2.10 \pm 0.1$  FOR SOLDER TAILS

spec ref	-	dr	Wei-Long Zhang	2012/04/24	projection	MM	size	A2	scale	4:1	
tolerance std	ISO 406 ISO 1101	eng	Wei-Long Zhang	2012/05/31			ecn no	-	rel level	Released	
TOLERANCES UNLESS OTHERWISE SPECIFIED		chr	-	appr							Pei-Ming Zheng
surface	ISO 1302	linear	0.X	±0.3		R/A RECT (40P-20S) HIGH POWER CARD EDGE	dwg no 10120872	rev A	Product - Customer Drw		
		angular	0°	±2°					cat. no.	www.fci.com	sheet 4 of 4