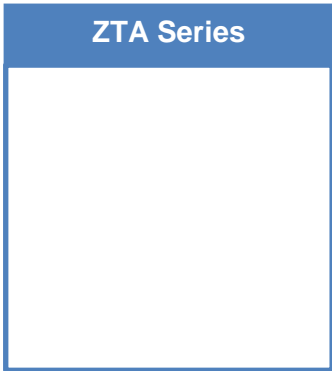


The ZTA Series ceramic resonator offers a wide frequency range and extended temperature range capabilities.

[Request a Sample](#)

OPERATING CONDITIONS / ELECTRICAL CHARACTERISTICS

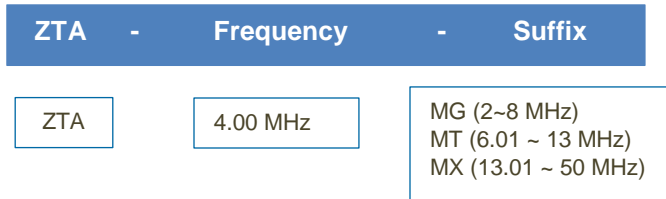


Part Number *	Frequency Range (MHz)	Frequency Accuracy @25°C (%)	Stability in Temperature -20 ~ +80°C (%)	Aging for Ten Years (%)	Resonant Resistance (Ω) MAX
ZTA□.□□MG	2.00 ~ 2.99	±0.5	±0.3	±0.3	80
ZTA□.□□MG	3.00 ~ 3.49	±0.5	±0.3	±0.3	50
ZTA□.□□MG	3.50 ~ 8.00	±0.5	±0.3	±0.3	30
ZTA□.□□MT	6.01 ~ 6.99	±0.5	±0.3	±0.3	30
ZTA□□.□□MT	7.00 ~ 13.00	±0.5	±0.3	±0.3	25
ZTA□□.□□MX	13.01 ~ 50.00	±0.5	±0.3	±0.3	30

- Low Profile
- Wide Frequency Range
- Extended temperature range
- RoHS Compliant (Note 7 Exemption)

- Withstanding voltage (5 seconds max.) : 100V DC
- Insulation Resistance 100M Ω Min. (at 10V DC)

Part Numbering Guide: ZTA-4.00MG



Package Dimensions (mm)

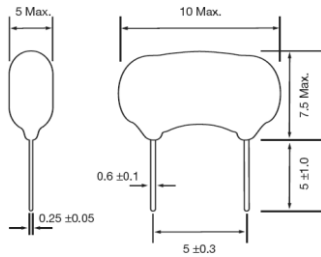


Figure 1) ZTA□.□□MG Side and Front Views




Figure 2) ZTA□.□□MG Test Circuit

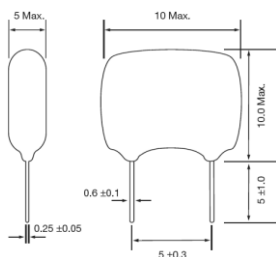


Figure 3) ZTA□.□□MT, MX Side and Front Views

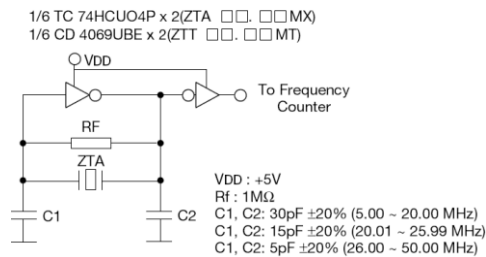


Figure 4) ZTA□.□□MT & ZTA□.□□MX Test Circuit

Note: ECS does not approve the use of its products in Automotive, Military, Avionics, Life Sustaining or Life Support systems or any other related medical applications without written approval from ECS Inc.