



SILICON TRANSISTOR μ PA810T

HIGH-FREQUENCY LOW NOISE AMPLIFIER NPN SILICON EPITAXIAL TRANSISTOR (WITH BUILT-IN 6-PIN 2 × 2SC4226) SMALL MINI MOLD

The μ PA810T has built-in 2 low-voltage transistors which are designed to amplify low noise in the VHF band to the UHF band.

FEATURES

- Low Noise
NF = 1.2 dB TYP. @ f = 1 GHz, $V_{CE} = 3$ V, $I_c = 7$ mA
- High Gain
 $|S_{21e}|^2 = 9.0$ dB TYP. @ f = 1 GHz, $V_{CE} = 3$ V, $I_c = 7$ mA
- A Small Mini Mold Package Adopted
- Built-in 2 Transistors (2 × 2SC4226)

ORDERING INFORMATION

PART NUMBER	QUANTITY	PACKING STYLE
μ PA810T	Loose products (50 PCS)	Embossed tape 8 mm wide. Pin 6 (Q1 Base), Pin 5 (Q1 Emitter), Pin 4 (Q2 Emitter) face to perforation side of the tape.
μ PA810T-T1	Taping products (3 KPCS/Reel)	

Remark To order evaluation samples, please contact your nearby sales office.
Part number for sample: μ PA810T-A (Unit sample quantity is 50 pcs.)

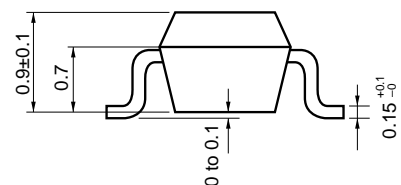
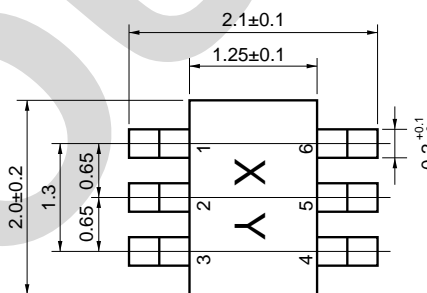
ABSOLUTE MAXIMUM RATINGS ($T_A = 25$ °C)

PARAMETER	SYMBOL	RATING	UNIT
Collector to Base Voltage	V_{CBO}	20	V
Collector to Emitter Voltage	V_{CEO}	12	V
Emitter to Base Voltage	V_{EBO}	3	V
Collector Current	I_c	100	mA
Total Power Dissipation	P_T	150 in 1 element 200 in 2 elements ^{Note}	mW
Junction Temperature	T_j	150	°C
Storage Temperature	T_{stg}	-65 to +150	°C

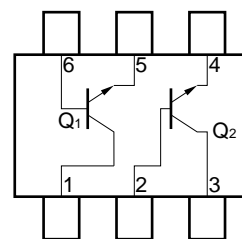
Note 110 mW must not be exceeded in 1 element.

PACKAGE DRAWINGS

(Unit: mm)



PIN CONFIGURATION (Top View)



PIN CONNECTIONS

- | | |
|-------------------|-----------------|
| 1. Collector (Q1) | 4. Emitter (Q2) |
| 2. Base (Q2) | 5. Emitter (Q1) |
| 3. Collector (Q2) | 6. Base (Q1) |

ELECTRICAL CHARACTERISTICS (T_A = 25 °C)

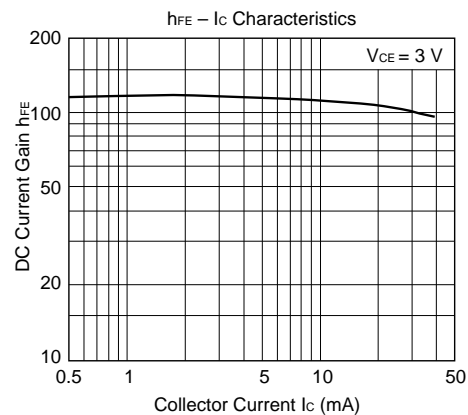
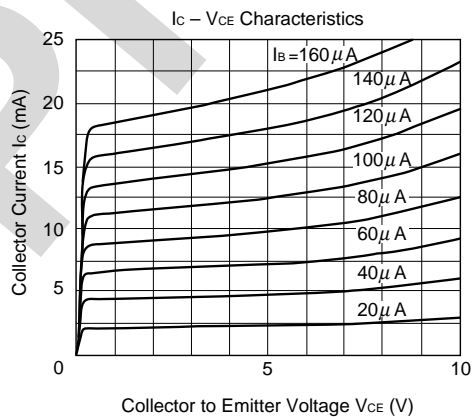
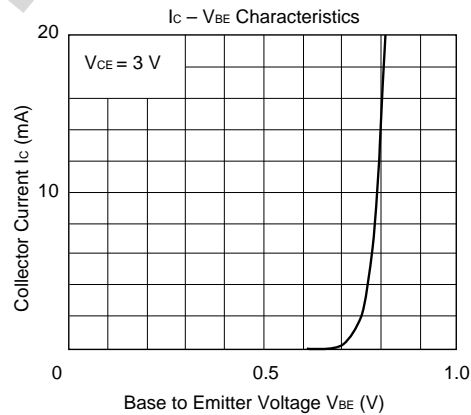
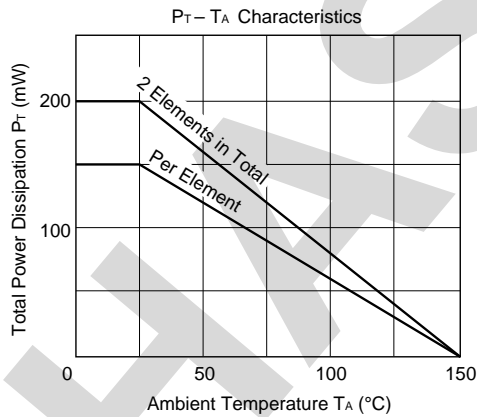
PARAMETER	SYMBOL	CONDITION	MIN.	TYP.	MAX.	UNIT
Collector Cutoff Current	I _{CB0}	V _{CB} = 10 V, I _E = 0			1	μ A
Emitter Cutoff Current	I _{EB0}	V _{EB} = 1 V, I _C = 0			1	μ A
DC Current Gain	h _{FE}	V _{CE} = 3 V, I _C = 7 mA ^{Note 1}	70		250	
Gain Bandwidth Product	f _T	V _{CE} = 3 V, I _C = 7 mA	3.0	4.5		GHz
Feed-back Capacitance	C _{re}	V _{CB} = 3 V, I _E = 0, f = 1 MHz ^{Note 2}		0.7	1.5	pF
Insertion Power Gain	S _{21e} ²	V _{CE} = 3 V, I _C = 7 mA, f = 1 GHz	7	9		dB
Noise Figure	NF	V _{CE} = 3 V, I _C = 7 mA, f = 1 GHz		1.2	2.5	dB
h _{FE} Ratio	h _{FE1} /h _{FE2}	V _{CE} = 3 V, I _C = 7 mA A smaller value among h _{FE} of h _{FE1} = Q1, Q2 A larger value among h _{FE} of h _{FE2} = Q1, Q2	0.85			

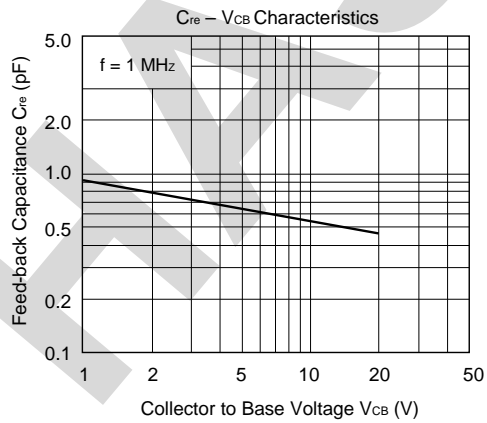
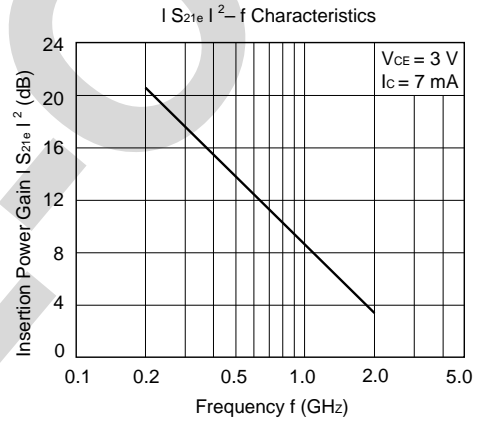
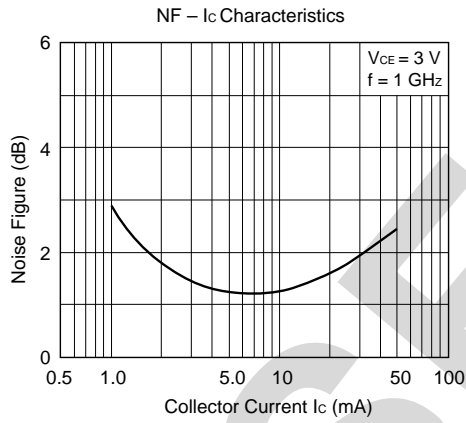
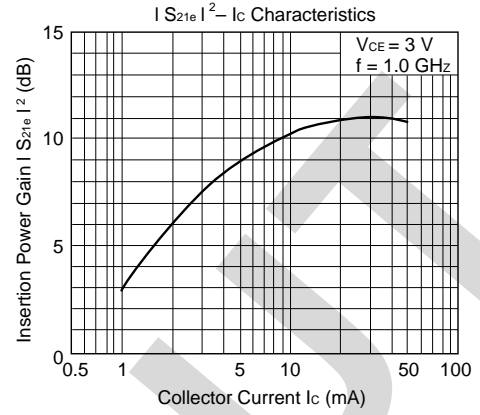
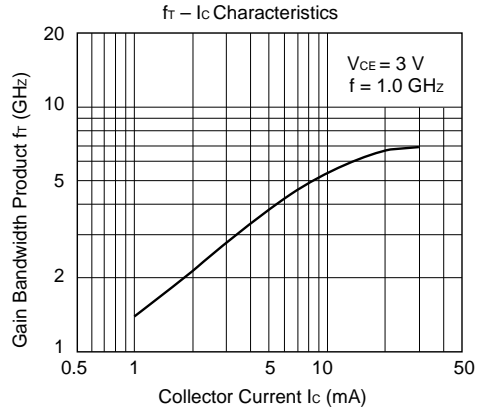
- Notes**
1. Pulse Measurement: P_w ≤ 350 μ s, Duty cycle ≤ 2 %
 2. Measured with 3-pin bridge, emitter and case should be connected to guard pin of bridge.

h_{FE} CLASSIFICATION

Rank	FB	GB
Marking	24R	25R
h _{FE} Value	70 to 140	125 to 250

TYPICAL CHARACTERISTICS (T_A = 25 °C)





S-PARAMETERS

V_{CE} = 3 V, I_c = 1 mA

FREQUENCY MHz	S ₁₁		S ₂₁		S ₁₂		S ₂₂	
	MAG	ANG	MAG	ANG	MAG	ANG	MAG	ANG
100.00	0.959	-26.1	3.680	162.0	0.045	77.2	0.983	-9.0
200.00	0.920	-48.3	3.305	146.4	0.080	63.8	0.937	-15.8
300.00	0.838	-69.2	2.972	131.3	0.111	50.1	0.863	-23.0
400.00	0.810	-85.6	2.612	121.4	0.128	43.5	0.815	-26.3
500.00	0.775	-100.0	2.367	110.9	0.137	34.7	0.745	-29.1
600.00	0.767	-115.0	2.149	104.1	0.147	30.8	0.724	-31.7
700.00	0.745	-127.0	1.986	93.8	0.147	25.1	0.693	-33.2
800.00	0.722	-137.7	1.854	87.9	0.150	21.5	0.682	-36.5
900.00	0.711	-146.4	1.655	80.0	0.143	20.5	0.668	-39.2
1000.00	0.715	-155.0	1.541	74.0	0.140	17.1	0.644	-43.7
1100.00	0.708	-163.2	1.414	69.2	0.136	19.0	0.623	-46.8
1200.00	0.697	-171.9	1.340	63.3	0.134	18.0	0.594	-50.1
1300.00	0.688	-177.1	1.271	59.5	0.132	18.5	0.577	-52.7
1400.00	0.675	178.8	1.174	54.4	0.122	20.1	0.559	-55.3
1500.00	0.706	173.6	1.119	49.8	0.118	21.9	0.559	-58.3
1600.00	0.725	168.7	1.058	47.5	0.111	29.5	0.549	-61.9
1700.00	0.723	161.1	1.007	43.9	0.114	33.2	0.547	-66.8
1800.00	0.718	156.4	0.998	40.8	0.119	40.8	0.537	-71.6
1900.00	0.702	152.5	0.957	36.2	0.126	44.1	0.526	-76.8
2000.00	0.716	149.8	0.943	31.1	0.137	47.1	0.514	-81.8

V_{CE} = 3 V, I_c = 3 mA

FREQUENCY MHz	S ₁₁		S ₂₁		S ₁₂		S ₂₂	
	MAG	ANG	MAG	ANG	MAG	ANG	MAG	ANG
100.00	0.878	-39.3	9.289	153.2	0.041	71.5	0.941	-17.3
200.00	0.788	-69.5	7.675	133.1	0.068	55.9	0.807	-28.4
300.00	0.685	-93.9	6.222	117.5	0.087	44.8	0.674	-36.5
400.00	0.634	-111.2	5.151	108.1	0.094	41.7	0.588	-39.0
500.00	0.603	-125.2	4.360	99.6	0.100	37.3	0.511	-40.5
600.00	0.591	-137.9	3.838	94.6	0.105	37.7	0.475	-41.3
700.00	0.573	-148.5	3.378	86.0	0.107	36.4	0.443	-41.5
800.00	0.566	-156.8	3.215	82.1	0.113	36.7	0.425	-43.2
900.00	0.563	-163.4	2.821	75.6	0.114	38.8	0.408	-45.0
1000.00	0.573	-170.3	2.594	70.7	0.118	38.3	0.385	-48.2
1100.00	0.577	-177.2	2.359	67.2	0.122	41.5	0.365	-50.7
1200.00	0.572	175.4	2.200	62.2	0.128	41.7	0.343	-53.3
1300.00	0.563	171.4	2.084	58.8	0.136	42.9	0.326	-55.1
1400.00	0.555	168.5	1.904	54.8	0.138	43.8	0.309	-57.1
1500.00	0.584	164.9	1.803	50.5	0.146	44.3	0.301	-59.6
1600.00	0.603	161.2	1.700	48.7	0.150	48.4	0.290	-62.8
1700.00	0.608	154.7	1.616	45.4	0.161	47.8	0.281	-67.3
1800.00	0.607	150.8	1.591	42.4	0.173	50.0	0.268	-72.3
1900.00	0.598	147.7	1.523	38.1	0.183	48.8	0.255	-77.4
2000.00	0.612	145.8	1.488	32.8	0.197	47.7	0.244	-82.6

S-PARAMETERS

V_{CE} = 3 V, I_c = 5 mA

FREQUENCY MHz	S ₁₁		S ₂₁		S ₁₂		S ₂₂	
	MAG	ANG	MAG	ANG	MAG	ANG	MAG	ANG
100.00	0.803	-48.9	13.450	147.0	0.040	65.9	0.892	-23.3
200.00	0.693	-83.5	10.285	124.9	0.059	54.1	0.705	-36.2
300.00	0.594	-108.3	7.895	110.2	0.073	45.6	0.557	-43.4
400.00	0.548	-125.1	6.305	101.7	0.080	44.7	0.468	-45.0
500.00	0.528	-138.0	5.237	94.4	0.086	42.6	0.398	-45.4
600.00	0.520	-149.3	4.554	90.4	0.092	45.2	0.363	-45.2
700.00	0.508	-158.7	3.961	82.8	0.097	45.4	0.334	-44.8
800.00	0.505	-165.6	3.624	79.1	0.106	46.4	0.317	-46.0
900.00	0.505	-171.1	3.283	73.6	0.112	48.6	0.301	-47.1
1000.00	0.519	-176.9	3.009	69.1	0.120	48.0	0.279	-49.9
1100.00	0.527	177.0	2.729	66.0	0.127	50.1	0.262	-52.2
1200.00	0.525	170.1	2.536	61.5	0.135	49.4	0.243	-54.7
1300.00	0.518	166.6	2.399	58.3	0.147	49.9	0.227	-56.2
1400.00	0.513	164.1	2.188	54.6	0.151	50.2	0.211	-57.7
1500.00	0.539	161.2	2.067	50.6	0.162	49.5	0.202	-60.2
1600.00	0.558	158.0	1.945	48.9	0.169	52.1	0.190	-63.7
1700.00	0.565	152.1	1.847	46.0	0.181	50.8	0.179	-68.3
1800.00	0.567	148.5	1.814	43.0	0.194	51.9	0.166	-74.4
1900.00	0.561	145.6	1.737	38.9	0.205	49.8	0.152	-80.5
2000.00	0.574	144.1	1.693	33.8	0.219	47.9	0.142	-86.6

V_{CE} = 3 V, I_c = 7 mA

FREQUENCY MHz	S ₁₁		S ₂₁		S ₁₂		S ₂₂	
	MAG	ANG	MAG	ANG	MAG	ANG	MAG	ANG
100.00	0.729	-58.5	17.087	141.0	0.037	66.1	0.838	-29.0
200.00	0.612	-95.4	12.153	118.7	0.052	52.6	0.618	-42.2
300.00	0.529	-119.9	9.023	105.1	0.064	47.7	0.467	-48.4
400.00	0.492	-135.6	7.052	97.4	0.072	48.8	0.382	-49.2
500.00	0.481	-147.4	5.805	91.0	0.078	49.2	0.321	-48.7
600.00	0.476	-157.4	4.986	87.6	0.087	51.9	0.291	-47.9
700.00	0.469	-166.0	4.341	80.7	0.094	52.3	0.265	-47.0
800.00	0.469	-171.8	3.951	77.3	0.106	53.1	0.248	-47.6
900.00	0.471	-176.4	3.408	71.8	0.112	54.6	0.233	-48.7
1000.00	0.487	178.6	3.268	68.1	0.123	53.4	0.213	-51.0
1100.00	0.497	172.9	2.959	65.2	0.132	55.1	0.197	-53.1
1200.00	0.496	166.5	2.748	60.9	0.142	53.9	0.179	-55.6
1300.00	0.490	163.3	2.598	57.8	0.155	54.0	0.164	-57.0
1400.00	0.485	161.2	2.365	54.4	0.161	53.4	0.149	-59.0
1500.00	0.513	158.7	2.230	50.5	0.172	52.0	0.140	-61.3
1600.00	0.531	155.9	2.100	49.0	0.180	54.1	0.127	-65.2
1700.00	0.539	150.3	1.990	46.2	0.194	52.2	0.115	-70.6
1800.00	0.543	146.9	1.955	43.4	0.207	52.8	0.102	-78.3
1900.00	0.539	144.2	1.867	39.4	0.218	50.2	0.088	-87.0
2000.00	0.552	142.6	1.820	34.3	0.233	47.9	0.080	-95.5

NOTICE

1. Descriptions of circuits, software and other related information in this document are provided only to illustrate the operation of semiconductor products and application examples. You are fully responsible for the incorporation of these circuits, software, and information in the design of your equipment. California Eastern Laboratories and Renesas Electronics assumes no responsibility for any losses incurred by you or third parties arising from the use of these circuits, software, or information.
2. California Eastern Laboratories has used reasonable care in preparing the information included in this document, but California Eastern Laboratories does not warrant that such information is error free. California Eastern Laboratories and Renesas Electronics assumes no liability whatsoever for any damages incurred by you resulting from errors in or omissions from the information included herein.
3. California Eastern Laboratories and Renesas Electronics do not assume any liability for infringement of patents, copyrights, or other intellectual property rights of third parties by or arising from the use of Renesas Electronics products or technical information described in this document. No license, express, implied or otherwise, is granted hereby under any patents, copyrights or other intellectual property rights of California Eastern Laboratories or Renesas Electronics or others.
4. You should not alter, modify, copy, or otherwise misappropriate any Renesas Electronics product, whether in whole or in part. California Eastern Laboratories and Renesas Electronics assume no responsibility for any losses incurred by you or third parties arising from such alteration, modification, copy or otherwise misappropriation of Renesas Electronics product.
5. Renesas Electronics products are classified according to the following two quality grades: "Standard" and "High Quality". The recommended applications for each Renesas Electronics product depends on the product's quality grade, as indicated below. "Standard": Computers; office equipment; communications equipment; test and measurement equipment; audio and visual equipment; home electronic appliances; machine tools; personal electronic equipment; and industrial robots etc. "High Quality": Transportation equipment (automobiles, trains, ships, etc.); traffic control systems; anti-disaster systems; anti-crime systems; and safety equipment etc. Renesas Electronics products are neither intended nor authorized for use in products or systems that may pose a direct threat to human life or bodily injury (artificial life support devices or systems, surgical implantations etc.), or may cause serious property damages (nuclear reactor control systems, military equipment etc.). You must check the quality grade of each Renesas Electronics product before using it in a particular application. You may not use any Renesas Electronics product for any application for which it is not intended. California Eastern Laboratories and Renesas Electronics shall not be in any way liable for any damages or losses incurred by you or third parties arising from the use of any Renesas Electronics product for which the product is not intended by California Eastern Laboratories or Renesas Electronics.
6. You should use the Renesas Electronics products described in this document within the range specified by California Eastern Laboratories, especially with respect to the maximum rating, operating supply voltage range, movement power voltage range, heat radiation characteristics, installation and other product characteristics. California Eastern Laboratories shall have no liability for malfunctions or damages arising out of the use of Renesas Electronics products beyond such specified ranges.
7. Although Renesas Electronics endeavors to improve the quality and reliability of its products, semiconductor products have specific characteristics such as the occurrence of failure at a certain rate and malfunctions under certain use conditions. Further, Renesas Electronics products are not subject to radiation resistance design. Please be sure to implement safety measures to guard them against the possibility of physical injury, and injury or damage caused by fire in the event of the failure of a Renesas Electronics product, such as safety design for hardware and software including but not limited to redundancy, fire control and malfunction prevention, appropriate treatment for aging degradation or any other appropriate measures. Because the evaluation of microcomputer software alone is very difficult, please evaluate the safety of the final products or systems manufactured by you.
8. Please contact a California Eastern Laboratories sales office for details as to environmental matters such as the environmental compatibility of each Renesas Electronics product. Please use Renesas Electronics products in compliance with all applicable laws and regulations that regulate the inclusion or use of controlled substances, including without limitation, the EU RoHS Directive. California Eastern Laboratories and Renesas Electronics assume no liability for damages or losses occurring as a result of your noncompliance with applicable laws and regulations.
9. Renesas Electronics products and technology may not be used for or incorporated into any products or systems whose manufacture, use, or sale is prohibited under any applicable domestic or foreign laws or regulations. You should not use Renesas Electronics products or technology described in this document for any purpose relating to military applications or use by the military, including but not limited to the development of weapons of mass destruction. When exporting the Renesas Electronics products or technology described in this document, you should comply with the applicable export control laws and regulations and follow the procedures required by such laws and regulations.
10. It is the responsibility of the buyer or distributor of California Eastern Laboratories, who distributes, disposes of, or otherwise places the Renesas Electronics product with a third party, to notify such third party in advance of the contents and conditions set forth in this document, California Eastern Laboratories and Renesas Electronics assume no responsibility for any losses incurred by you or third parties as a result of unauthorized use of Renesas Electronics products.
11. This document may not be reproduced or duplicated in any form, in whole or in part, without prior written consent of California Eastern Laboratories.
12. Please contact a California Eastern Laboratories sales office if you have any questions regarding the information contained in this document or Renesas Electronics products, or if you have any other inquiries.

NOTE 1: "Renesas Electronics" as used in this document means Renesas Electronics Corporation and also includes its majority-owned subsidiaries.

NOTE 2: "Renesas Electronics product(s)" means any product developed or manufactured by or for Renesas Electronics.

NOTE 3: Products and product information are subject to change without notice.

CEL Headquarters • 4590 Patrick Henry Drive, Santa Clara, CA 95054 • Phone (408) 919-2500 • www.cel.com

For a complete list of sales offices, representatives and distributors,
Please visit our website: www.cel.com/contactus