


C515

5 mm x 15 mm Axial-leaded, time-delay, glass tube fuses



Product features

- Axial-leaded, time-delay
- 5 x 15mm physical size
- Nickel-plated brass endcap construction
- Leads are tin coated
- Optional sleeve is flexible fluoropolymer (UL Flammability rating VW-1).
- UL Listed product meets standard UL 248-14

Agency information

- UL Listed Card: C515 125mA-250mA and 375mA-3A (Guide JDYX, File E19180)
- UL Recognized Card: C515 350mA, and 3.5A-7A (Guide JDYX2, File E19180)
- CSA Certification Card: C515 125mA-250mA and 375mA-3A (Class 1422-01, 53787)

| Electrical Characteristics | | |
|----------------------------|------------|------------------------------------|
| Rated Current | Amp Rating | Opening Time |
| 125mA - 250mA | 135% | 60 minutes max. |
| | 200% | 3 seconds min. 120 seconds max. |
| 350mA | 100% | 4 hours min. |
| | 470mA | 30 minutes max. |
| | 600mA | 90 seconds max. |
| | 2A | 2 seconds max. |
| 375mA - 7A | 6A | 500 milliseconds max. |
| | 135% | 60 minutes max. |
| | 200% | 3 seconds min. 120 seconds max. |

Ordering

- Specify product code
- Insert packaging code prefix before part number.
E.g., BK (or TR2)/C515-2-R
- With TR2 packaging code, lead wire length is 20.3mm Specify option code, if desired
- For insulation sleeve, insert "S" after part series.
E.g., BK/C515S-2-R

| Product Code | Voltage Rating Vac | Specifications | | | Typical DC Cold Resistance* (Ω) | Typical Melting I ² t ^{**} | Max Voltage Drop (mV) ^{***} |
|--------------|--------------------|----------------------------|--------|--------|---------------------------------|--|--------------------------------------|
| | | Interrupting Rating (amps) | | | | | |
| | | 600Vac | 250Vac | 125Vac | | | |
| C515-125-R | 250 | - | 35 | 10000 | 4.72 | 0.101 | 770 |
| C515-250-R | 250 | - | 35 | 10000 | 1.32 | 0.467 | 430 |
| C515-350-R | 250 | 25 | 35 | 10000 | 1.04 | 1.169 | 530 |
| C515-375-R | 250 | - | 35 | 10000 | 0.81 | 1.531 | 470 |
| C515-500-R | 250 | - | 35 | 10000 | 0.54 | 2.280 | 440 |
| C515-600-R | 250 | - | 35 | 10000 | 0.38 | 6.982 | 350 |
| C515-750-R | 250 | - | 35 | 10000 | 0.26 | 9.162 | 310 |
| C515-800-R | 250 | - | 35 | 10000 | 0.23 | 10.544 | 260 |
| C515-1-R | 250 | - | 35 | 10000 | 0.14 | 14.289 | 230 |
| C515-1.25-R | 250 | - | 100 | 10000 | 0.13 | 22.961 | 220 |
| C515-1.5-R | 250 | - | 100 | 10000 | 0.100 | 31.989 | 240 |
| C515-1.6-R | 250 | - | 100 | 10000 | 0.090 | 35.156 | 200 |
| C515-2-R | 250 | - | 100 | 10000 | 0.059 | 60.256 | 170 |
| C515-2.25-R | 250 | - | 100 | 10000 | 0.057 | 97.724 | 180 |
| C515-2.5-R | 250 | - | 100 | 10000 | 0.046 | 78.163 | 190 |
| C515-3-R | 250 | - | 100 | 10000 | 0.035 | 80.426 | 150 |
| C515-3.5-R | 125 | - | - | 400 | 0.028 | 149.279 | 130 |
| C515-4-R | 125 | - | - | 400 | 0.023 | 233.346 | 130 |
| C515-5-R | 125 | - | - | 400 | 0.019 | 354.813 | 150 |
| C515-6-R | 125 | - | - | 400 | 0.014 | 471.360 | 125 |
| C515-7-R | 125 | - | - | 400 | 0.013 | 710.500 | 100 |

*DC Cold Resistance (Measured at <10% of rated current)

**Typical Melting I²t (A²Sec) (Minimum I²t at 10 times rated current)

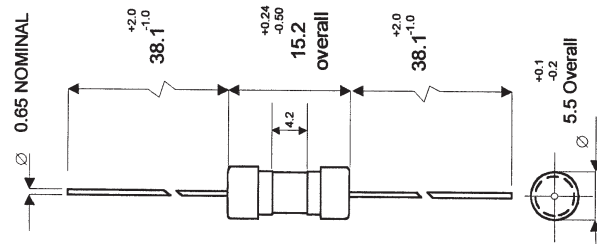
***Typical Voltage Drop (Voltage drop was measured at 25°C ambient temperature at rated current)



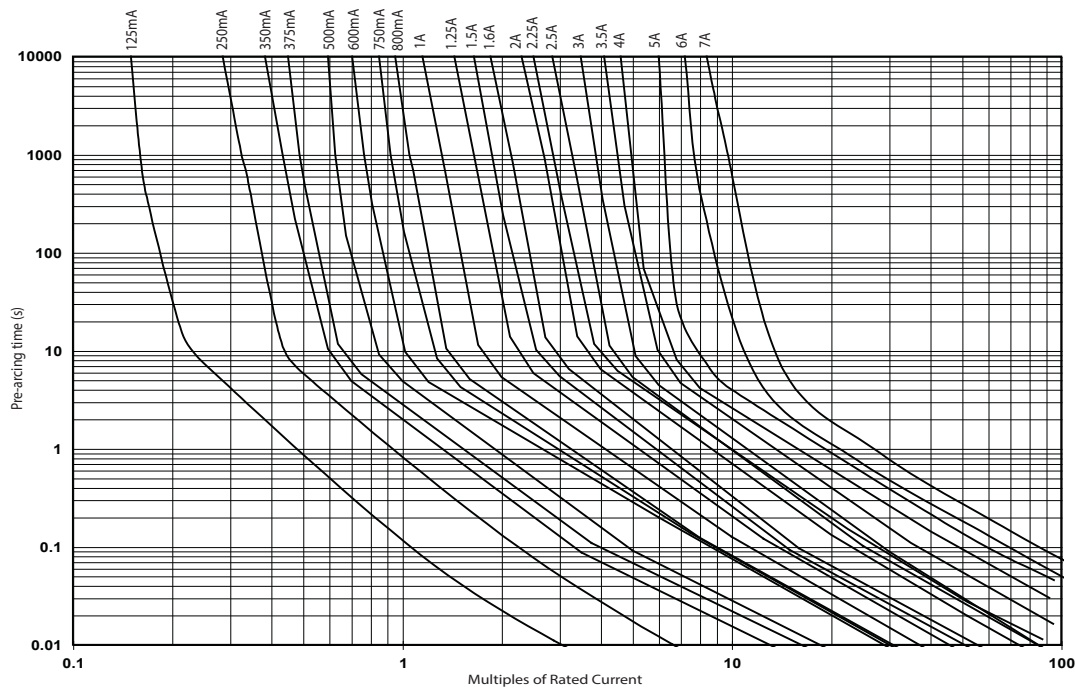
Powering Business Worldwide

Dimensions mm

Drawing Not to Scale



Time-Current Curves



| Packaging Code | |
|-----------------------|---|
| Packaging Code Prefix | Description |
| BK | 100 fuses packed into a cardboard carton |
| TR2 | 1500 fuses packed into tape on a reel (20.3mm lead wire length) |

| Option Code | |
|-------------|-------------------|
| Option Code | Description |
| S | Insulation Sleeve |

Life Support Policy: Eaton does not authorize the use of any of its products for use in life support devices or systems without the express written approval of an officer of the Company. Life support systems are devices which support or sustain life, and whose failure to perform, when properly used in accordance with instructions for use provided in the labeling, can be reasonably expected to result in significant injury to the user.

Eaton reserves the right, without notice, to change design or construction of any products and to discontinue or limit distribution of any products. Eaton also reserves the right to change or update, without notice, any technical information contained in this bulletin.

Eaton
Electronics Division
1000 Eaton Boulevard
Cleveland, OH 44122
United States
www.eaton.com/electronics

© 2017 Eaton
All Rights Reserved
Printed in USA
Publication No. 2006 BU-SB09716
May 2017

Eaton is a registered trademark.

All other trademarks are property of their respective owners.