



Features

- Available in E6 values
- Inductance values to 1000 μ H
- RoHS compliant*

Applications

- Input/output of DC/DC converters
- Power supplies for:
 - Portable communication equipment
 - Camcorders
 - LCD TVs

SRR7032 Series - Shielded SMD Power Inductors

Electrical Specifications

Bourns Part No.	Inductance 1 KHz		Q Typ.	Test Frequency (MHz)	SRF Typ. (MHz)	RDC Max. (Ω)	I rms Max. (A)	I sat Typ. (A)
	μ H	Tol. %						
SRR7032-2R2M	2.2	± 20	12	7.96	70	0.022	2.65	2.60
SRR7032-3R3M	3.3	± 20	16	7.96	55	0.027	2.40	2.20
SRR7032-4R7M	4.7	± 20	16	7.96	43	0.042	2.00	2.00
SRR7032-6R8M	6.8	± 20	17	7.96	37	0.054	1.60	1.80
SRR7032-100M	10.0	± 20	25	2.52	35	0.068	1.40	1.60
SRR7032-150M	15.0	± 20	22	2.52	32	0.095	1.10	1.20
SRR7032-220M	22.0	± 20	20	2.52	29	0.135	0.96	1.05
SRR7032-330M	33.0	± 20	23	2.52	20	0.200	0.76	0.86
SRR7032-470M	47.0	± 20	26	2.52	18	0.280	0.67	0.77
SRR7032-680M	68.0	± 20	22	2.52	16	0.380	0.60	0.70
SRR7032-101M	100.0	± 20	28	0.796	12	0.540	0.45	0.50
SRR7032-151M	150.0	± 20	35	0.796	10	0.800	0.37	0.38
SRR7032-221M	220.0	± 20	47	0.796	7.5	1.300	0.30	0.32
SRR7032-331M	330.0	± 20	46	0.796	6.1	1.900	0.22	0.24
SRR7032-471M	470.0	± 20	34	0.796	5.1	2.400	0.20	0.20
SRR7032-681M	680.0	± 20	58	0.796	3.8	3.750	0.16	0.15
SRR7032-102M	1000.0	± 20	120	0.252	3.1	5.400	0.15	0.14

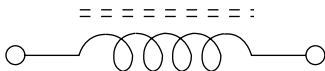
General Specifications

Test Voltage 0.5 V
 Reflow Soldering .. 230 °C, 50 sec. max.
 Operating Temperature
 -40 °C to +125 °C
 (Temperature rise included)
 Storage Temperature
 -40 °C to +125 °C
 Resistance to Soldering Heat
 260 °C for 10 sec.
 Moisture Sensitivity Level 1
 ESD Classification (HBM) N/A

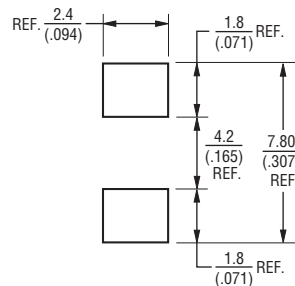
Materials

Core Ferrite DR & RI
 Wire Enameled copper wire 130
 Terminal Cu/Ni/Sn
 Rated Current
 Ind. drop of 10 % typ. at Isat
 Temperature Rise
 30 °C max. at rated I rms
 Packaging 1500 pcs. per reel

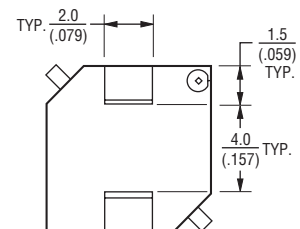
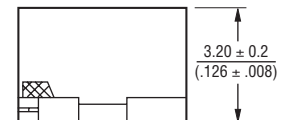
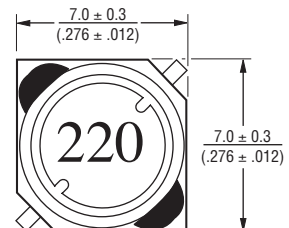
Schematic



Recommended Layout



Product Dimensions



DIMENSIONS: $\frac{\text{MM}}{\text{(INCHES)}}$

*RoHS Directive 2002/95/EC Jan. 27, 2003 including annex and RoHS Recast 2011/65/EU June 8, 2011.

Specifications are subject to change without notice.

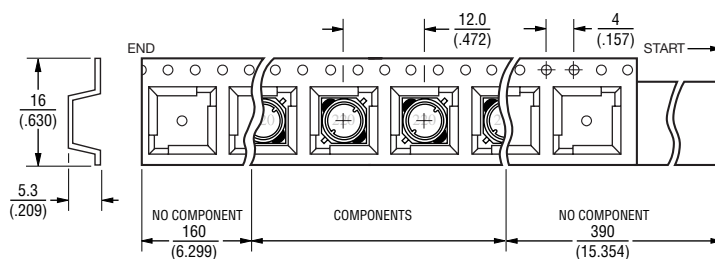
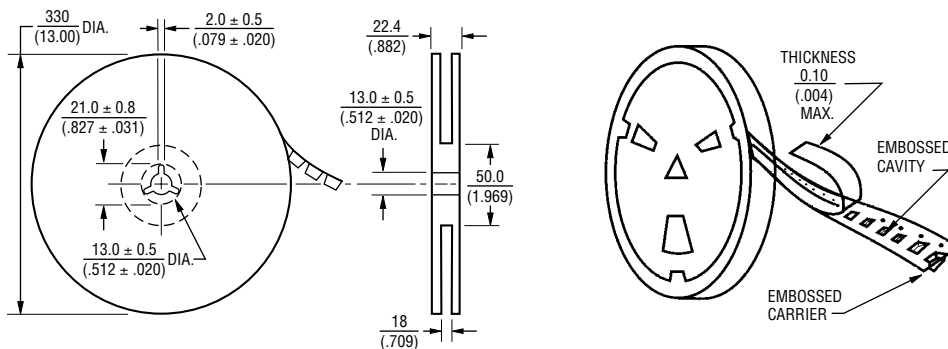
The device characteristics and parameters in this data sheet can and do vary in different applications and actual device performance may vary over time.

Users should verify actual device performance in their specific applications.

SRR7032 Series - Shielded SMD Power Inductors

BOURNS®

Packaging Specifications



USER DIRECTION OF FEED →

QTY: 1500 PCS. PER REEL

DIMENSIONS: $\frac{\text{MM}}{\text{(INCHES)}}$

REV. 03/18

Specifications are subject to change without notice.
The device characteristics and parameters in this data sheet can and do vary in different applications and actual device performance may vary over time.
Users should verify actual device performance in their specific applications.