


**RHT** High Temperature(125°C)



**FPCAP**



- Low ESR, High Capacitance, High ripple current.
- Load life of 1000 hours at 125°C.
- Radial lead type : Lead free flow soldering condition correspondence.
- Compliant to the RoHS directive (2011/65/EU).

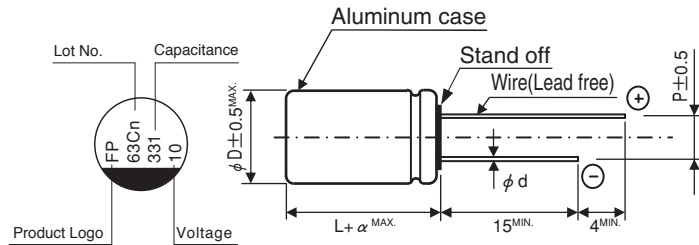
■ Specifications

Item	Performance Characteristics	
Category Temperature Range	-55 to +125°C	
Rated Voltage Range	6.3 to 35V	
Rated Capacitance Range	100 to 820μF	
Capacitance Tolerance	±20% at 120Hz, 20°C	
Tangent of loss angle (tan δ)	Less than or equal to the specified value at 120Hz, 20°C	
ESR (※1)	Less than or equal to the specified value at 100kHz, 20°C	
Leakage Current (※2)	Less than or equal to the specified value. After 2 minutes' application of rated voltage at 20°C	
Endurance	Test condition	125°C, rated voltage 1000Hrs.
	Capacitance change	Within ±20% of initial value before test
	tan δ	200% or less than the initial specified value
	ESR(※1)	200% or less than the initial specified value
	Leakage current (※2)	Less than or equal to the initial specified value

※1 ESR should be measured at both of the terminal ends closest to the capacitor body.

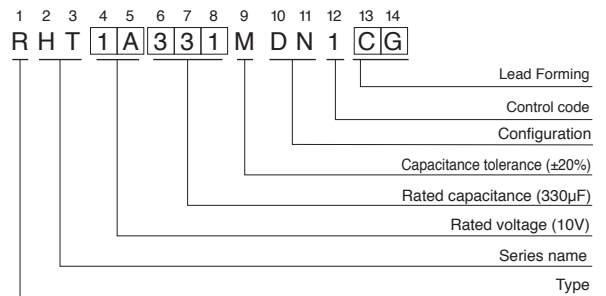
※2 Conditioning : If any doubt arises, measure the leakage current after the voltage treatment of applying DC rated voltage continuously to the capacitor for 120 minutes at 105°C.

■ Dimensions



(mm)			
φD×L	φd	P	α
8×11.5	0.6	3.5	1.5
10×12.5	0.6	5.0	1.5

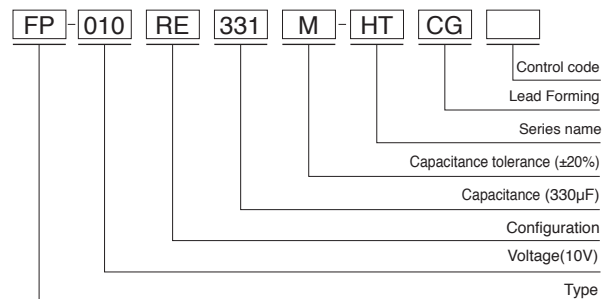
Type numbering system (Example : 10V 330μF)  
Nichicon part number



● Frequency coefficient of rated ripple current

Frequency	120 Hz	1 kHz	10 kHz	100 kHz	300 kHz
Coefficient	0.10	0.45	0.50	1.00	1.00

FPCAP part number



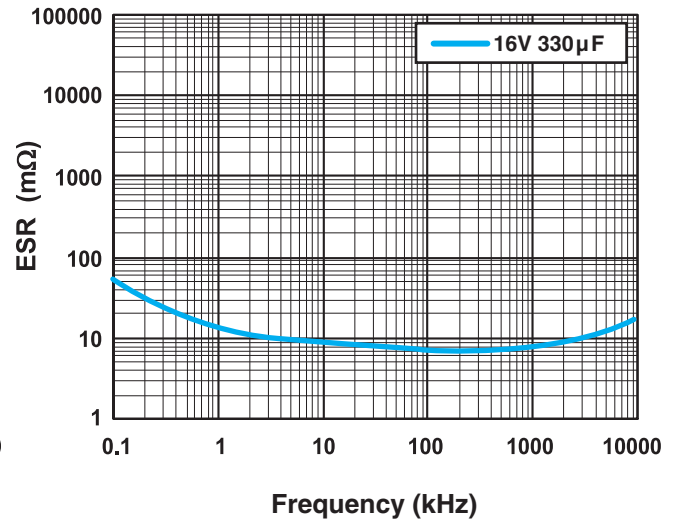
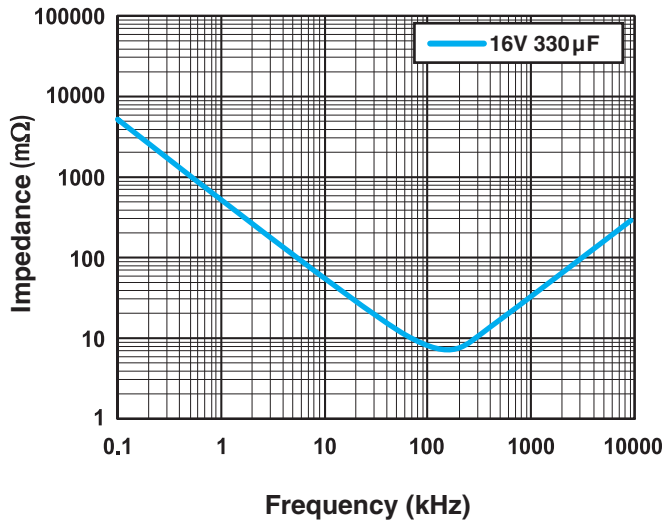
# RHT

## Standard Ratings

Rated Voltage (V) (code)	Surge Voltage (V)	Rated Capacitance (μF)	Case Size φD×L (mm)	tan δ	Leakage Current (μA, 2min.)	ESR (mΩ) (20°C/100kHz)	Rated Ripple Current (mA)(105°C/100kHz)		NICHICON	FPCAP
							≤105°C *	105°C < ≤125°C *		
6.3 (0J)	7.2	680	10×12.5	0.12	857	12	5450	1740	RHT0J681MDN1□□	FP-6R3RE681M-HT□□
		820	10×12.5	0.12	1033	12	5450	1740	RHT0J821MDN1□□	FP-6R3RE821M-HT□□
10 (1A)	11.5	220	8×11.5	0.12	440	17	3950	1260	RHT1A221MDN1□□	FP-010RE221M-HT□□
		330	8×11.5	0.12	660	17	3950	1260	RHT1A331MDN1□□	FP-010RE331M-HT□□
		390	8×11.5	0.12	780	16	3950	1260	RHT1A391MDN1□□	FP-010RE391M-HT□□
		560	10×12.5	0.12	1120	13	5250	1680	RHT1A561MDN1□□	FP-010RE561M-HT□□
16 (1C)	18.4	270	10×12.5	0.12	864	16	4750	1520	RHT1C271MDN1□□	FP-016RE271M-HT□□
		330	10×12.5	0.12	1056	16	4750	1520	RHT1C331MDN1□□	FP-016RE331M-HT□□
20 (1D)	23.0	150	10×12.5	0.12	600	20	4350	1390	RHT1D151MDN1□□	FP-020RE151M-HT□□
35 (1V)	40.2	100	10×12.5	0.12	700	25	3250	1040	RHT1V101MDN1□□	FP-035RE101M-HT□□

\* : At ambient temperature

## Frequency Characteristics (The frequency characteristics are typical and not a guaranteed value.)



- Taping specifications are given in page 26, 27.
- Please refer to page 3 for the minimum order quantity.