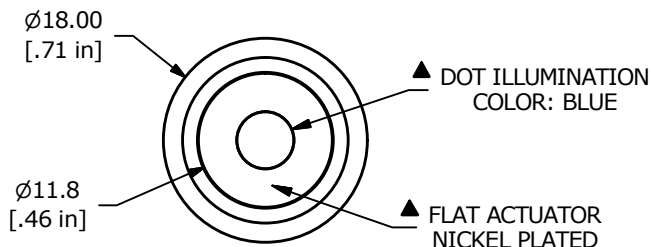


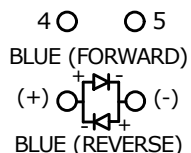
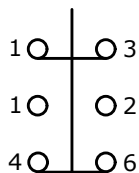
PANEL CUTOUT
MAX. PANEL THICKNESS
14.0mm [.55]



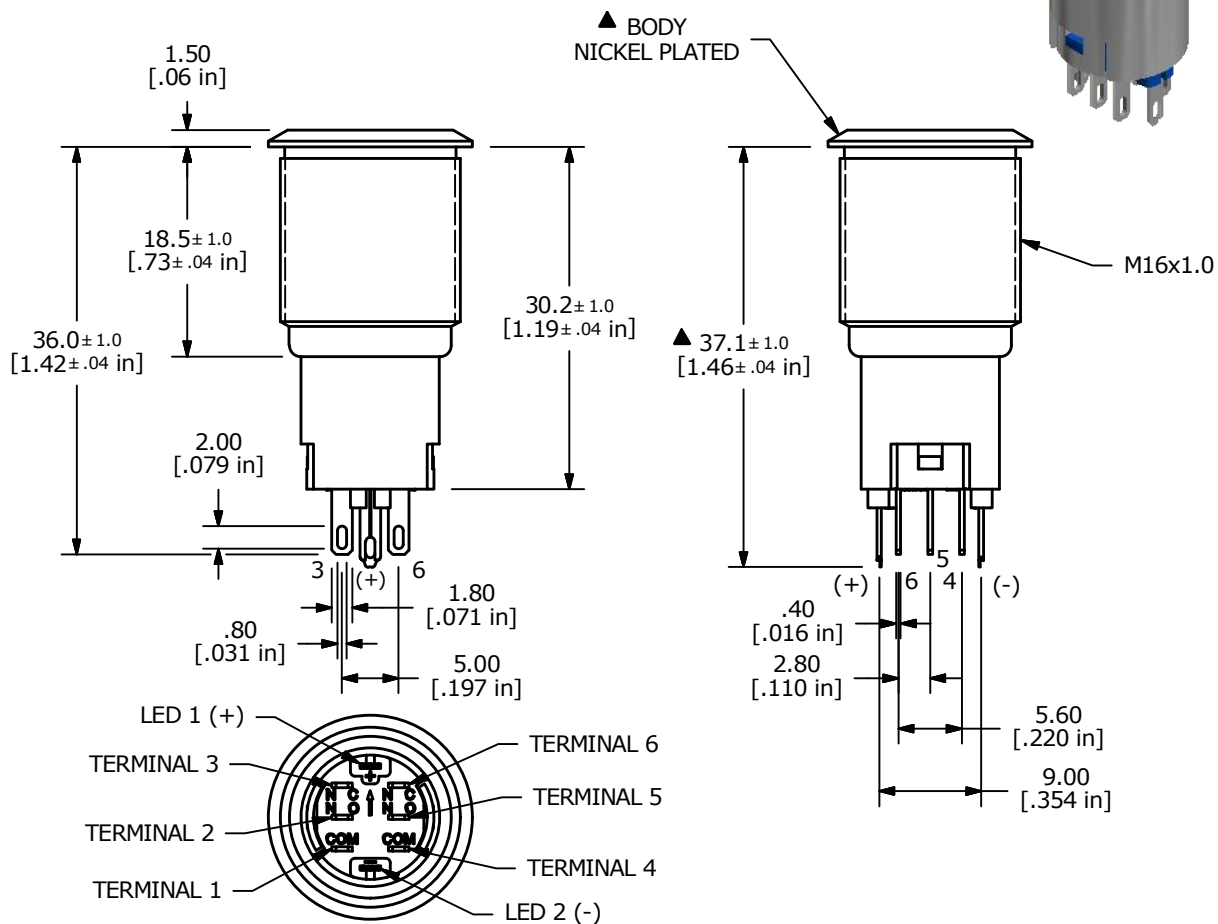
SWITCH FUNCTION

POS. 1	POS. 2
ON	(ON)
1-3, 4-6	1-2, 4-5

(ON) = MOMENTARY



▲ DPDT ON-(ON)
CONTACT CONFIGURATION



NOTE:

1. ALL DIMENSIONS IN MM [INCH]
2. GENERAL TOLERANCE: X.X = ±0.4
X.XX = ±0.25
3. TERMINAL NUMBERS FOR REF ONLY
- ▲ 4. CONTACT MATERIAL: SILVER
5. RATING: 2A 48VDC
6. ELECTRIC LIFE: 50,000 MAKE-AND-BREAK CYCLES AT FULL LOAD.
7. INSULATION RESISTANCE: 1,000 MΩ MIN.
8. DIELECTRIC STRENGTH: 2,000 VAC MIN. FOR 1 MINUTE
9. CONTACT RESISTANCE: 50mΩ MAX. @ 1A 12VDC
10. OPERATING TEMP.: -20°C to 55°C
11. ▲ DENOTES CRITICAL PARAMETER.
- ▲ 12. HARDWARE SUPPLIED: O-RING AND HEXNUT
13. INGRESS RATING: IP40
14. 2011/65/EU (ROHS) COMPLIANT
- ▲ 15. LAMP VOLTAGE: 12V



F	23362	UPDATED RATING TO 2A 48VDC	5/14/18	MJR
E	22885	UPDATED RATING TO 1A 24VDC	6/16/17	MJR
REV	PCR NO	DESCRIPTION	DATE	BY

TITLE PV3F2H0NN-244				
SCALE	DATE	DR	DWG	REV
3:2	1/25/2012	BMA	52-PV3F2H0NN244	F

THE INFORMATION CONTAINED IN THIS DOCUMENT IS PROPRIETARY TO E-SWITCH AND IS NOT TO BE COPIED OR TRANSFERRED