

## Silicon Super Fast Recovery Diode

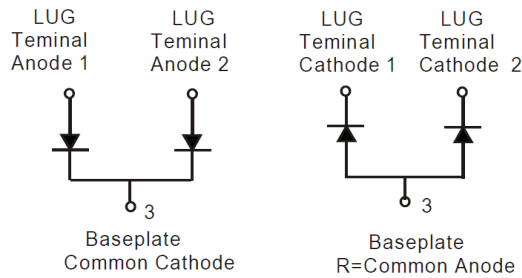
$V_{RRM} = 400\text{ V} - 600\text{ V}$

$I_{F(AV)} = 200\text{ A}$

### Features

- High Surge Capability
- Types from 400 to 600 V  $V_{RRM}$
- Not ESD Sensitive

### Twin Tower Package



Maximum ratings, at  $T_j = 25\text{ }^\circ\text{C}$ , unless otherwise specified ("R" devices have leads reversed)

Parameter	Symbol	Conditions	MUR20040CT (R)	MUR20060CT (R)	Unit
Repetitive peak reverse voltage	$V_{RRM}$		400	600	V
RMS reverse voltage	$V_{RMS}$		280	420	V
DC blocking voltage	$V_{DC}$		400	600	V
Operating temperature	$T_j$		-55 to 150	-55 to 150	$^\circ\text{C}$
Storage temperature	$T_{stg}$		-55 to 150	-55 to 150	$^\circ\text{C}$

Electrical characteristics, at  $T_j = 25\text{ }^\circ\text{C}$ , unless otherwise specified

Parameter	Symbol	Conditions	MUR20040CT (R)	MUR20060CT (R)	Unit
Average forward current (per pkg)	$I_{F(AV)}$	$T_C = 140\text{ }^\circ\text{C}$	200	200	A
Peak forward surge current (per leg)	$I_{FSM}$	$t_p = 8.3\text{ ms}$ , half sine	2000	2000	A
Maximum instantaneous forward voltage (per leg)	$V_F$	$I_{FM} = 100\text{ A}$ , $T_j = 25\text{ }^\circ\text{C}$	1.3	1.7	V
Maximum reverse current at rated DC blocking voltage (per leg)	$I_R$	$T_j = 25\text{ }^\circ\text{C}$ $T_j = 125\text{ }^\circ\text{C}$	25 3	25 3	$\mu\text{A}$ mA
Maximum reverse recovery time (per leg)	$T_{rr}$	$I_F = 0.5\text{ A}$ , $I_R = 1.0\text{ A}$ , $I_{RR} = 0.25\text{ A}$	90	110	nS

### Thermal characteristics

Parameter	Symbol	Conditions	MUR20040CT (R)	MUR20060CT (R)	Unit
Maximum thermal resistance, junction - case (per leg)	$R_{\theta JC}$		0.45	0.45	$^\circ\text{C/W}$

Figure .1- Typical Forward Characteristics

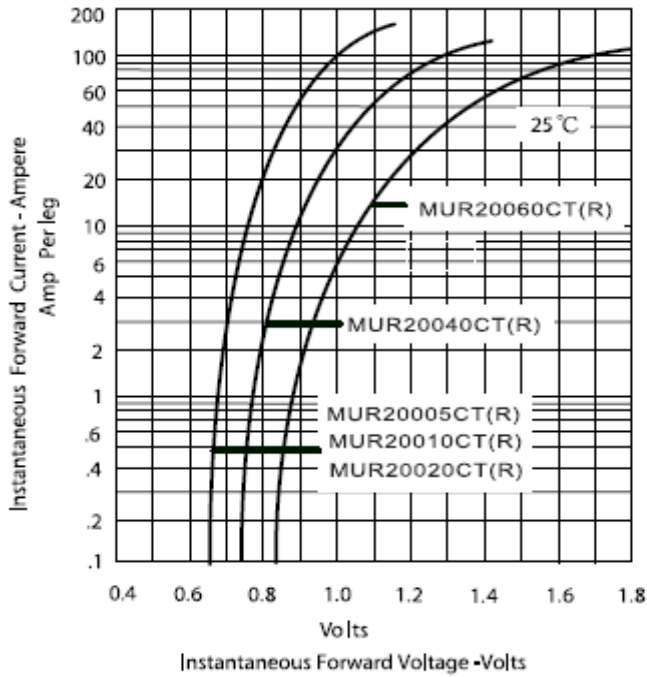


Figure .2- Forward Derating Curve

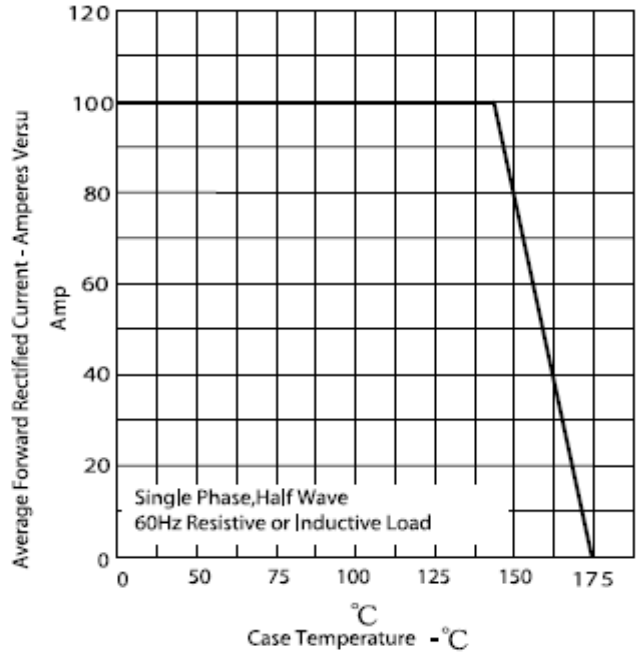


Figure.3- Peak Forward Surge Current

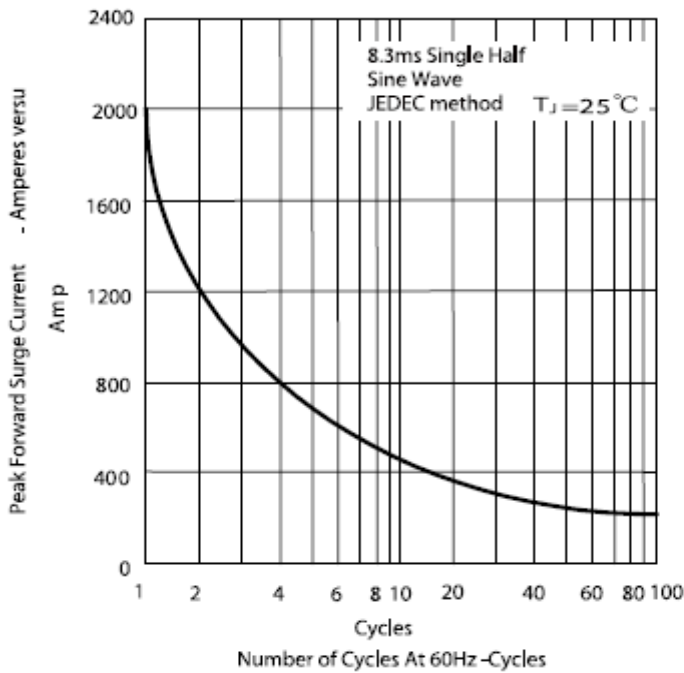
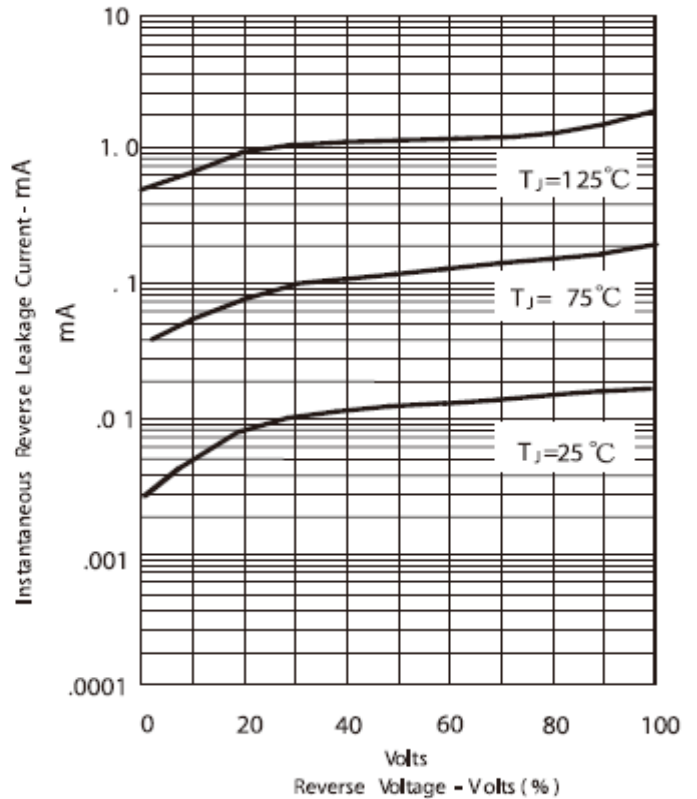
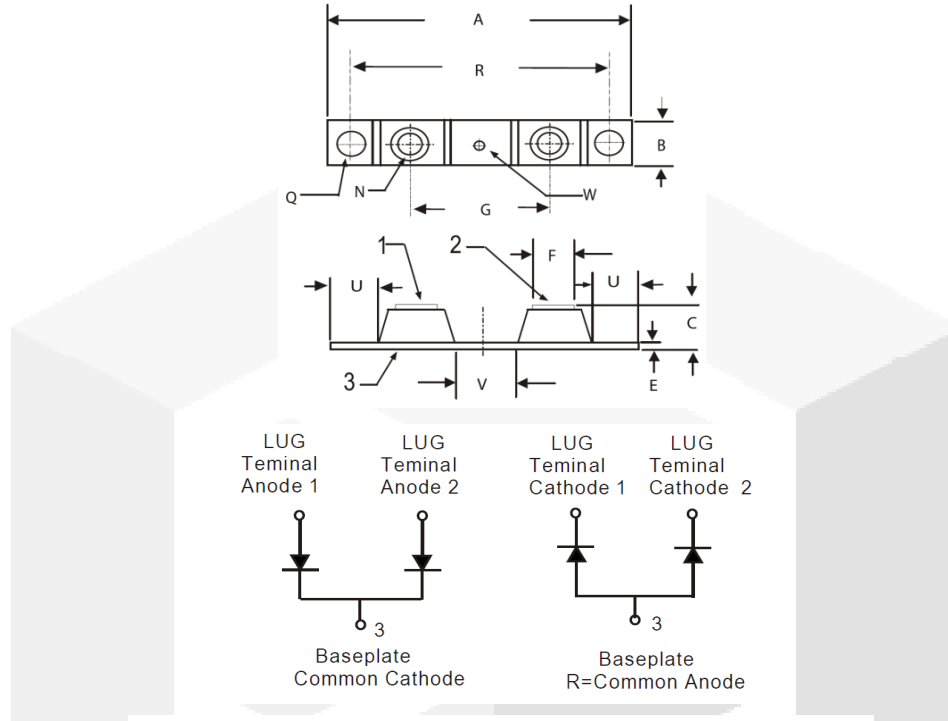


Figure .4 -Typical Reverse Characteristics



## Package dimensions and terminal configuration

Product is marked with part number and terminal configuration.



DIM	Inches		Millimeters	
	Min	Max	Min	Max
A	----	3.630	----	92.40
B	0.700	0.800	17.78	20.32
C	----	0.650	----	16.51
E	0.130	0.141	3.30	3.60
F	0.482	0.490	12.25	12.45
G	1.368	BSC	34.75	BSC
N	1/4-20 UNC FULL			
Q	0.275	0.290	6.99	7.37
R	3.150	BSC	80.01	BSC
U	0.600	----	15.24	----
V	0.312	0.370	7.92	9.40
W	0.180	0.195	4.57	4.95