


MSR Series

Bare Metal Element Resistors



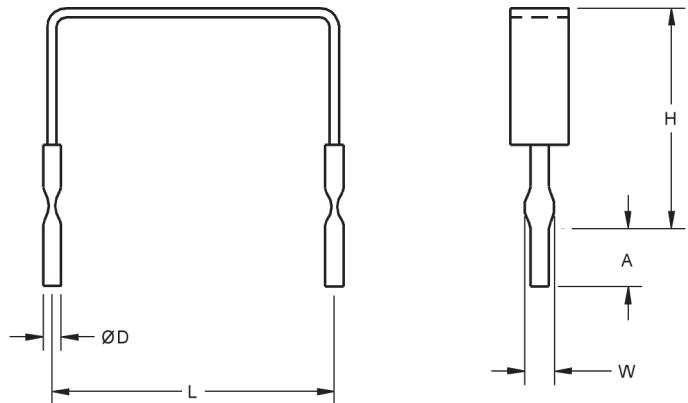
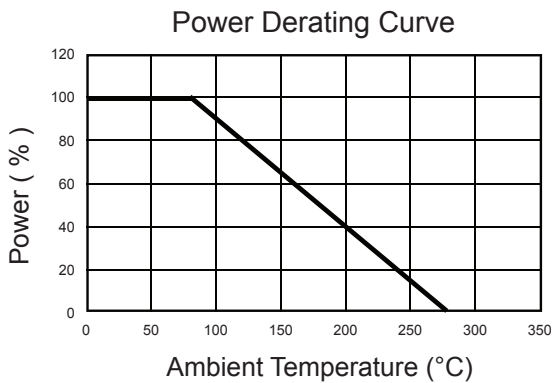
- Resistances from 0.005 to 0.100Ohms
- Tolerance to $\pm 1\%$
- Resistance Wire TCR: $\pm 20\text{ppm}/^\circ\text{C}$
- For Current Sensing and Shunt Applications
- All Welded Construction
- Low Inductance ($<10\text{nH}$)
- Economical Bare Metal Element



SPECIFICATIONS

Type	Power Rating Watts @ 85°C	Resistance (Ω) ¹	Tolerances	Dimensions				
				L +0.040 / -0.020" [+1.0 / -0.5mm]	H	D ± 0.002 " [$\pm 0.05\text{mm}$]	W +0.010 / -0.005" [+0.25 / -0.13mm]	A ± 0.030 " [$\pm 0.8\text{mm}$]
MSR-1	1	0.005, 0.01, 0.02, 0.025, 0.03, 0.04, 0.05, 0.1	$\pm 1\%$ / $\pm 5\%$	0.450 [11.4]	0.200 [5.1] ± 0.100 " [$\pm 2.5\text{mm}$]	0.040 [1.0]	0.065 [1.7]	0.125 [3.2]
MSR-3	3	0.005, 0.01, 0.015, 0.02, 0.025, 0.03, 0.04, 0.05, 0.1	$\pm 1\%$ / $\pm 5\%$	0.600 [15.2]	1.0 [25.4] MAX	0.040 [1.0]	0.065 [1.7]	0.125 [3.2]
MSR-5	5	0.005, 0.01, 0.015, 0.02, 0.025, 0.03, 0.05, 0.1	$\pm 1\%$ / $\pm 5\%$	0.800 [20.3]	1.0 [25.4] MAX	0.040 [1.0]	0.065 [1.7]	0.125 [3.2]

¹ Call Factory for Other Resistances



Note: Terminal Finish 100% Matte Tin over Copper

Standard Package Quantities	
MSR-1	250 (Bulk Only)
MSR-3	
MSR-5	

Ordering Information

Part Description: Part Type - Resistance - Tolerance

Example: MSR-3 0.100Ohm 1%