

DO NOT SCALE FROM THIS PRINT

MEC8-1XX-XX-XX-DV-XX

No OF POSITIONS

-10, -20, -30, -35, -40, -45, -50, -60, -70

CARD THICKNESS

-01: 1mm [.039] THICK CARD
-02: 1.57mm [.062] THICK CARD

OPTION

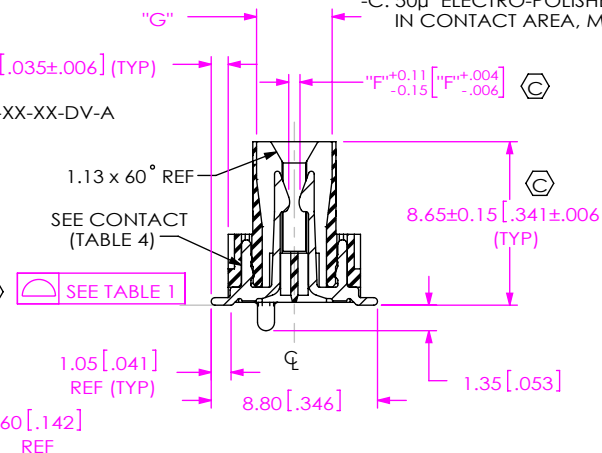
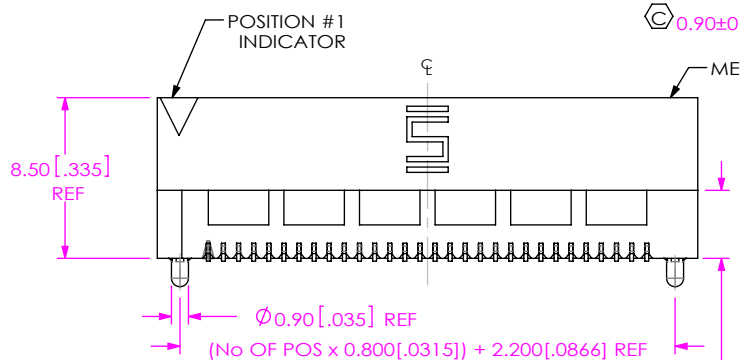
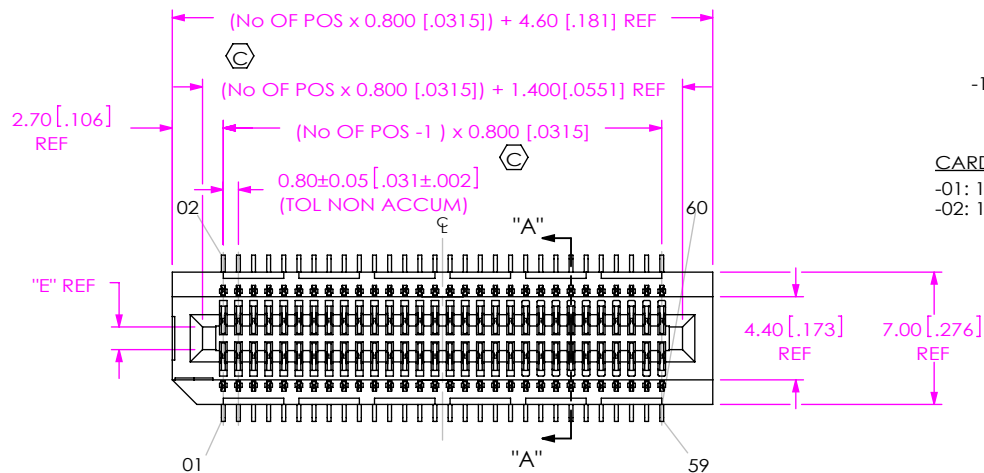
- A: ALIGNMENT PINS (USE MEC8-XX-XX-DV-A)
- LC: LOCKING CLIP (SEE NOTE 5) (USE LC-05-TM)
- K: POLYAMIDE FILM PAD (USE K-DOT-.217-.313-.005) (SEE FIG. 3)
- TR: TAPE & REEL

ROW SPECIFICATION

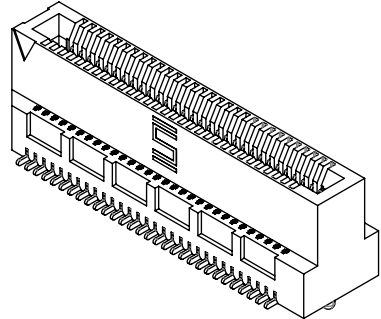
-DV: DUAL VERTICAL (USE MEC8-XX-XX-DV-XX)

PLATING SPECIFICATION

- L: 10µ" SELECTIVE GOLD, IN CONTACT AREA, MATTE TIN ON TAIL
- S: 30µ" SELECTIVE GOLD IN CONTACT AREA, MATTE TIN ON TAIL
- LM: 10µ" SELECTIVE GOLD IN CONTACT AREA, MATTE TIN ON TAIL
- SM: 30µ" SELECTIVE GOLD IN CONTACT AREA, MATTE TIN ON TAIL
- C: 50µ" ELECTRO-POLISHED SELECTIVE GOLD, IN CONTACT AREA, MATTE TIN ON TAIL



*=NOT RELEASED



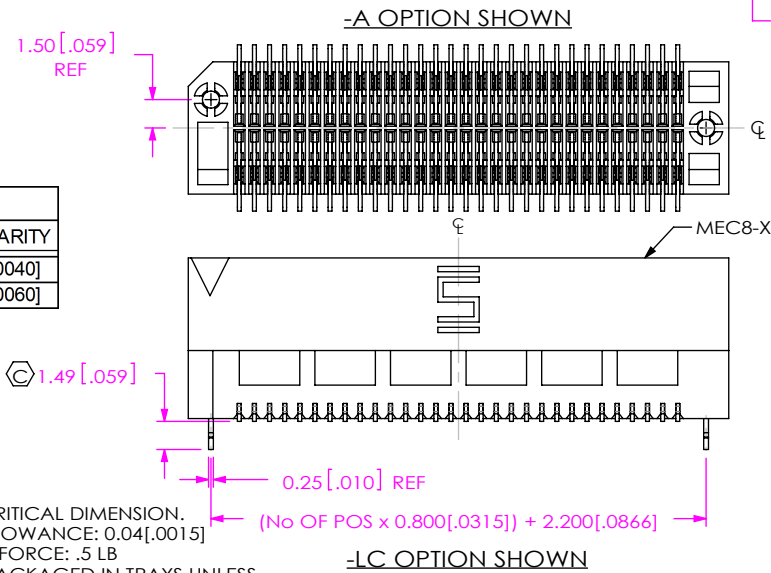
SECTION "A"-"A"

FIG.1 FOR POSITIONS -10, -20, -30 & -35 (SHOWN: MEC8-130-01-XX-DV-XX AS NOTED)

DESIGNED & DIMENSIONED IN MILLIMETERS (INCHES FOR REFERENCE ONLY)

| TABLE 1 | |
|--------------|---------------|
| No OF POS | COPLANARITY |
| -10 THRU -50 | 0.102 [.0040] |
| -60 & -70 | 0.152 [.0060] |

- NOTES:
- ⊕ REPRESENTS A CRITICAL DIMENSION.
 - MAXIMUM BURR ALLOWANCE: 0.04[.0015]
 - MINIMUM PUSHOUT FORCE: .5 LB
 - ASSEMBLIES TO BE PACKAGED IN TRAYS UNLESS -TR OPTION IS SPECIFIED.
 - DUE TO THE HIGH AMOUNT OF INSERTION FORCE NEEDED, THE -LC OPTION IS NOT COMPATIBLE WITH AUTO PLACEMENT. SAMTEC RECOMMENDS MANUAL PLACEMENT FOR ALL ASSEMBLIES WITH THE -LC OPTION."



| TABLE 4 | | | | | |
|---------|-------------|-------------|---------------|------------------|-------------|
| CARD | "E" | "F" | "G" | BODY | CONTACT |
| -01 | 1.20 [.047] | .50 [.020] | 3.400 [.1338] | MEC8-XX-01-DV-XX | C-199-01-XX |
| -02 | 1.80 [.071] | 1.00 [.039] | 4.000 [.1575] | MEC8-XX-02-DV-XX | C-182-02-XX |

UNLESS OTHERWISE SPECIFIED, DIMENSIONS ARE IN MILLIMETERS. TOLERANCES ARE:
 DECIMALS ANGLES
 X.X: ±0.3 [.01]
 X.XX: ±0.13 [.005]
 X.XXX: ±0.051 [.0020]

PROPRIETARY NOTE
 THIS DOCUMENT CONTAINS CONFIDENTIAL AND PROPRIETARY INFORMATION AND ALL DESIGN, MANUFACTURING, REPRODUCTION, USE, PATENT RIGHTS AND SALES RIGHTS ARE EXPRESSLY RESERVED BY SAMTEC, INC. THIS DOCUMENT SHALL NOT BE DISCLOSED, IN WHOLE OR PART, TO ANY UNAUTHORIZED PERSON OR ENTITY NOR REPRODUCED, TRANSFERRED OR INCORPORATED IN ANY OTHER PROJECT IN ANY MANNER WITHOUT THE EXPRESS WRITTEN CONSENT OF SAMTEC, INC.



520 PARK EAST BLVD, NEW ALBANY, IN 47150
 PHONE: 812-944-6733 FAX: 812-948-5047
 e-Mail: info@SAMTEC.com code: 55322

| | | |
|--|----------------------|--|
| MATERIAL: DO NOT SCALE DRAWING | SHEET SCALE: 1:0.4 | DESCRIPTION: 0.8mm DUAL VERTICAL MOUNT MINI-EDGE CARD ASSEMBLY |
| INSULATOR: LCP -01: COLOR: NATURAL -02: COLOR: BLACK | CONTACT: PHOS BRONZE | DWG. NO. MEC8-1XX-XX-XX-DV-XX |
| F:\DWG\MISC\MKTG\MEC8-1XX-XX-XX-DV-XX-MKT.SLDDRW | BY: CHAD F | 04/09/2002 SHEET 1 OF 2 |

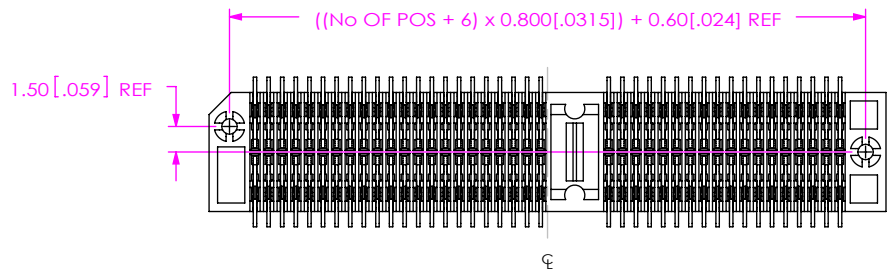
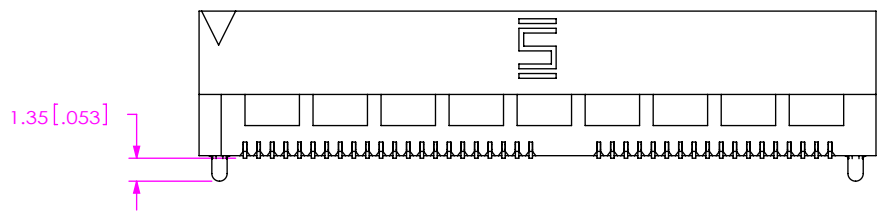
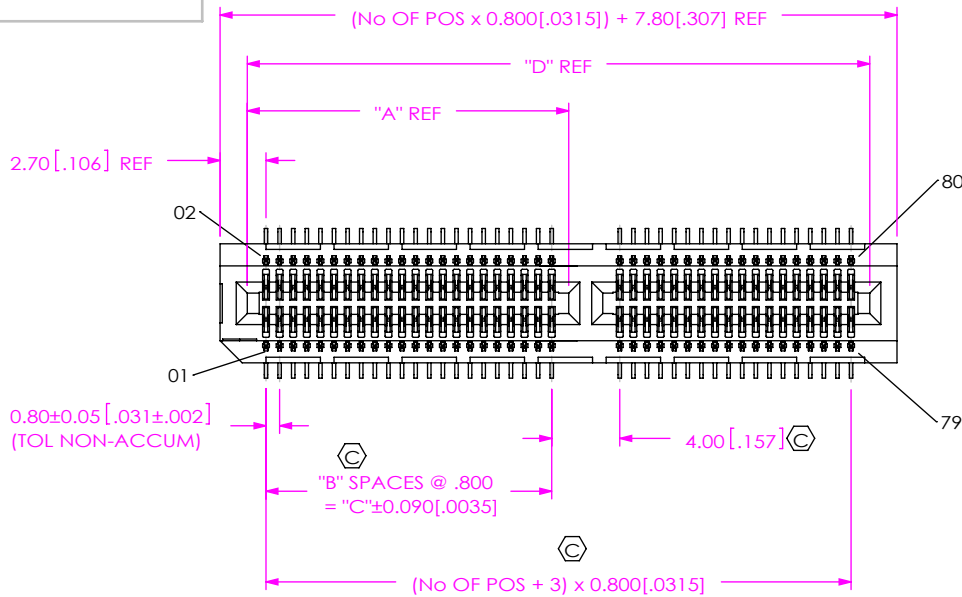
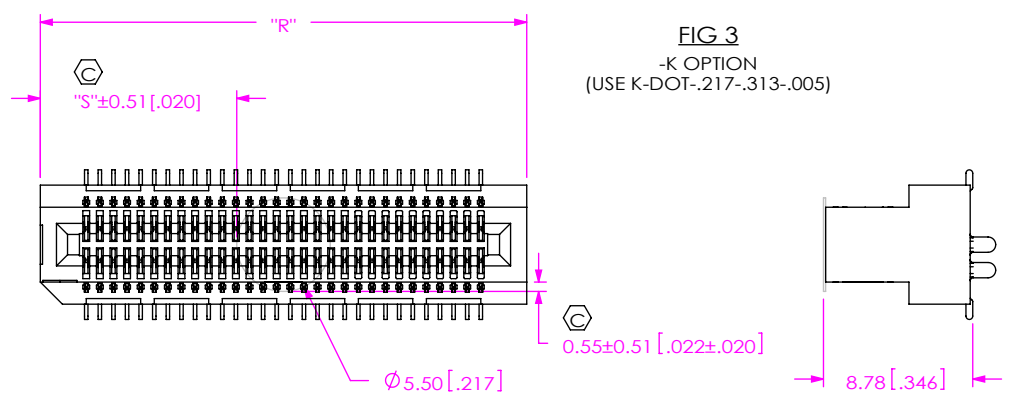


FIG 2

FOR POSITIONS -40 THRU 70
(SAME AS FIG 1, UNLESS OTHERWISE STATED)
(SHOWN: MEC8-140-01-XX-DV-A)

| No OF POS | "A" REF | "B" | "C" | "D" REF |
|-----------|----------------|-----|----------------|----------------|
| -40 | 18.900 [.744] | 21 | 16.800 [.661] | 36.600 [1.441] |
| -45 | 20.500 [.807] | 23 | 18.400 [.724] | 40.600 [1.598] |
| -50 | 22.900 [.902] | 26 | 20.800 [.819] | 44.600 [1.756] |
| -60 | 26.900 [1.059] | 31 | 24.800 [.976] | 52.600 [2.071] |
| -70 | 30.900 [1.217] | 36 | 28.800 [1.134] | 60.600 [2.386] |



| TABLE 3 | | |
|---------------|--|---|
| No OF POS | "R" | "S" |
| -10 THRU *-35 | (No OF POS x 0.80 [.0315]) + 4.60 [.181] REF | (("R" - 5.50 [.217]) / 2) +/- 0.51 [.020] |
| -40 THRU -70 | (No OF POS x 0.80 [.0315]) + 7.80 [.307] REF | |

* = NOT RELEASED FOR SALE

F:\DWG\MISC\MKTG\MEC8-1XX-XX-XX-DV-XX-MKT.SLDDRW

PROPRIETARY NOTE
THIS DOCUMENT CONTAINS CONFIDENTIAL AND PROPRIETARY INFORMATION AND ALL DESIGN, MANUFACTURING, REPRODUCTION, USE, PATENT RIGHTS AND SALES RIGHTS ARE EXPRESSLY RESERVED BY SAMTEC, INC. THIS DOCUMENT SHALL NOT BE DISCLOSED, IN WHOLE OR PART, TO ANY UNAUTHORIZED PERSON OR ENTITY NOR REPRODUCED, TRANSFERRED OR INCORPORATED IN ANY OTHER PROJECT IN ANY MANNER WITHOUT THE EXPRESS WRITTEN CONSENT OF SAMTEC, INC.

DO NOT SCALE DRAWING
SHEET SCALE: 1:0.444444



520 PARK EAST BLVD, NEW ALBANY, IN 47150
PHONE: 812-944-6733 FAX: 812-948-5047
e-Mail: info@SAMTEC.com code: 55322

DESCRIPTION:
0.8mm DUAL VERTICAL MOUNT MINI-EDGE CARD ASSEMBLY
DWG. NO.

MEC8-1XX-XX-XX-DV-XX

BY: CHAD F 04/09/2002 SHEET 2 OF 2