


4:1 Step Down Transformer 5 - 200 MHz

V2

Features

- Surface mount
- 4:1 step down transformer
- Excellent performance under DC bias current, even when current flows is imbalanced outputs
- 260°C reflow compatible
- RoHS Compliant, lead-free
- Available on tape & reel



Electrical Specifications: $Z_0 = 75\Omega$, $T_A = 25^\circ\text{C}$, $P_{in} = 0\text{dBm}$

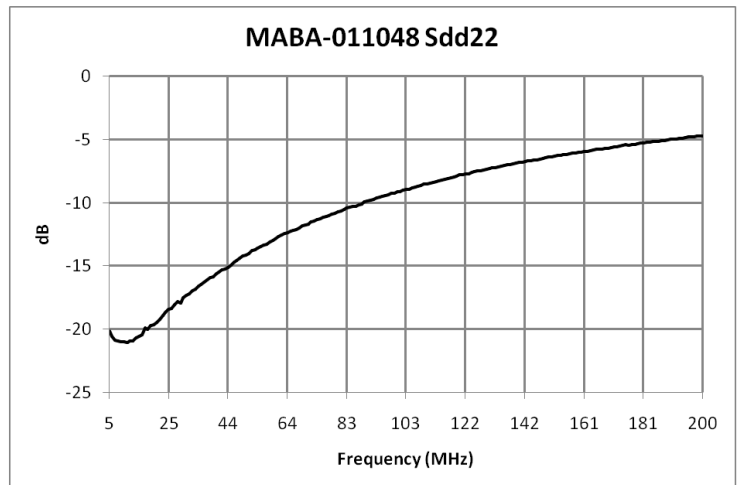
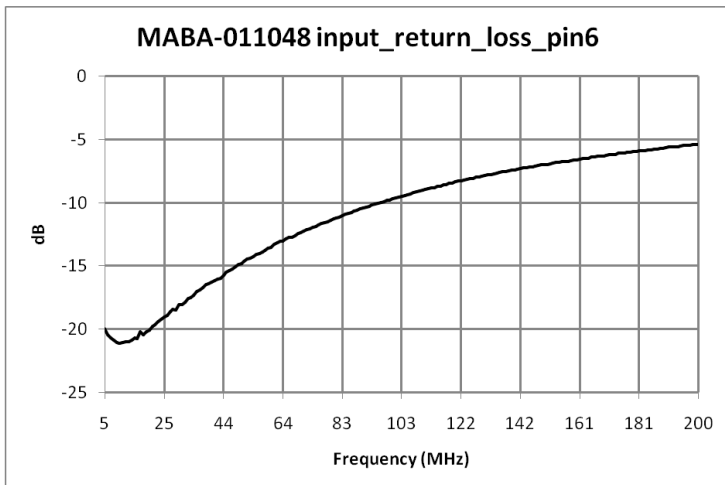
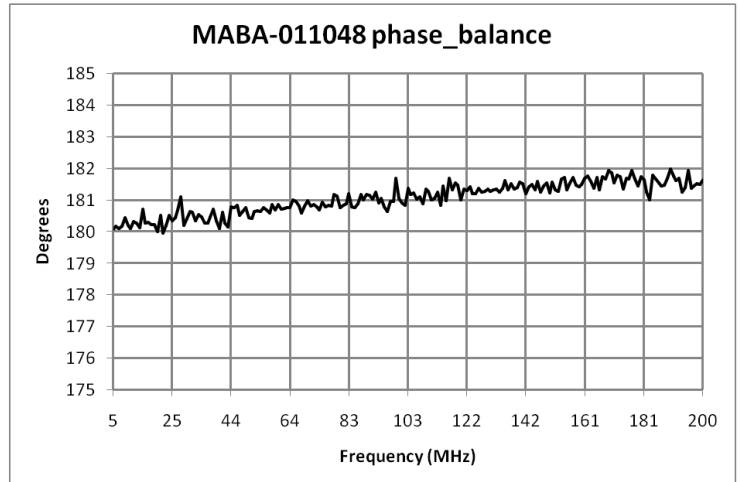
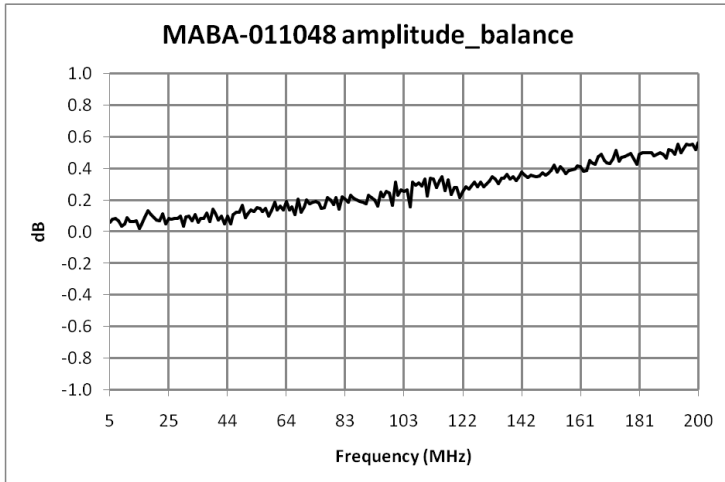
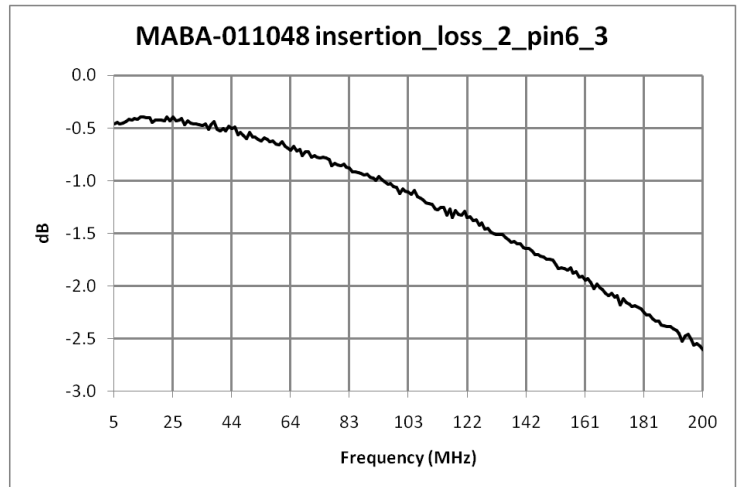
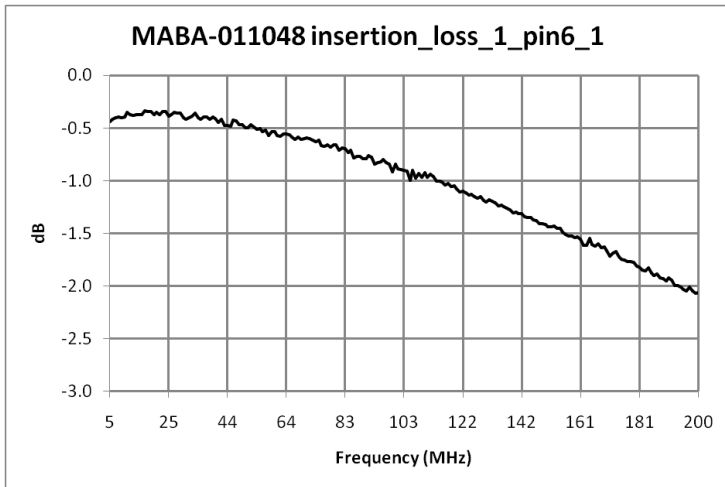
Parameter	Conditions	Units	Min	Typ	Max
Frequency Range		MHz	5		200
Impedance		Ω	-	75	-
Impedance Ratio			-	4:1	-
Insertion Loss 1 (pin6-pin1)	5 - 50 MHz	dB	-	0.3	0.8
	50 - 150 MHz	dB	-	0.8	2.2
	150 - 200 MHz	dB	-	1.7	3.1
Insertion Loss 2 (pin6-pin3)	5 - 50 MHz	dB	-	0.4	0.8
	50 - 150 MHz	dB	-	1.0	2.5
	150 - 200 MHz	dB	-	2.2	3.6
Amplitude Balance	5 - 50 MHz	dB	-	0.1	± 0.4
	50 - 150 MHz	dB	-	0.2	± 1.0
	150 - 200 MHz	dB	-	0.4	± 1.4
Phase Balance	5 - 50 MHz	$^\circ$	-	0.6	± 4
	50 - 200 MHz	$^\circ$	-	1.4	± 9
Input Return Loss (pin6)	5 - 25 MHz	dB	17	21	-
	25 - 50 MHz	dB	12	17	-
	50 - 150 MHz	dB	5	10	-
	150 - 200 MHz	dB	3	6	-

MABA-011048



4:1 Step Down Transformer
5 - 200 MHz

V2

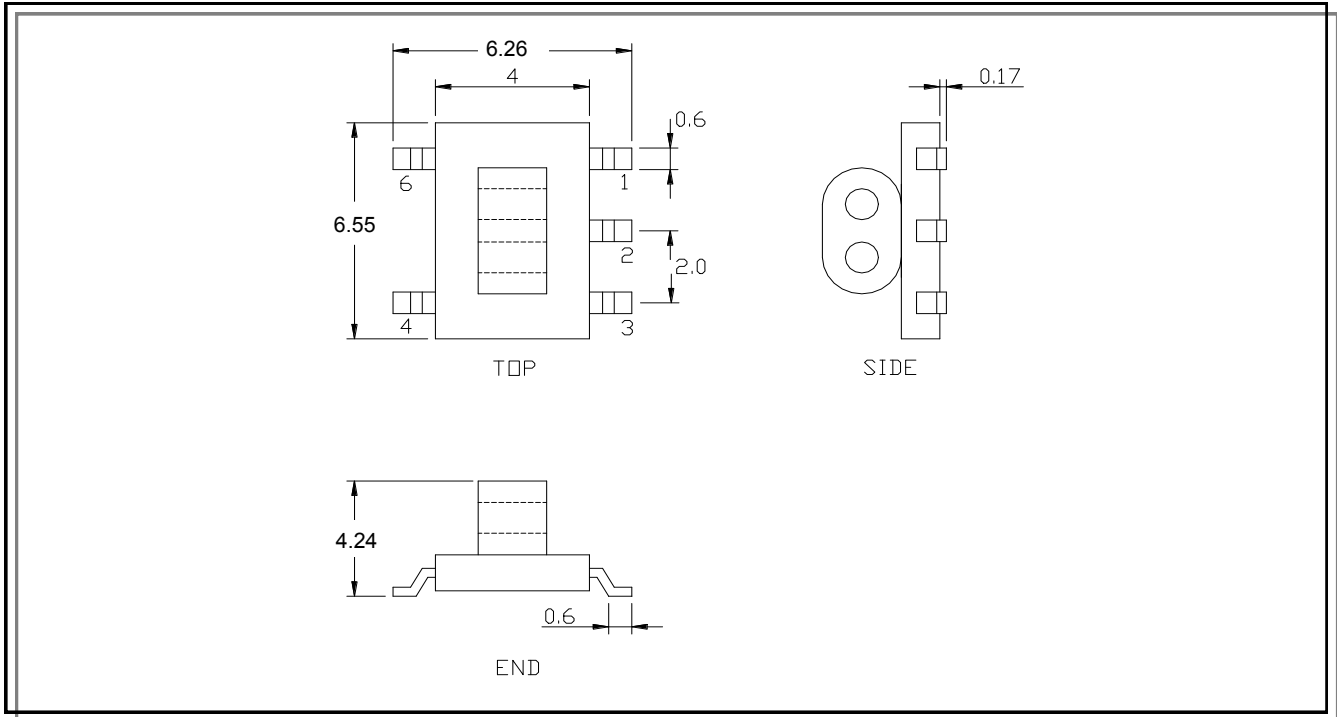


Electrical Specifications: $Z_0 = 75\Omega$, $T_A = 25^\circ\text{C}$, $P_{in} = 0\text{dBm}$

4:1 Step Down Transformer 5 - 200 MHz

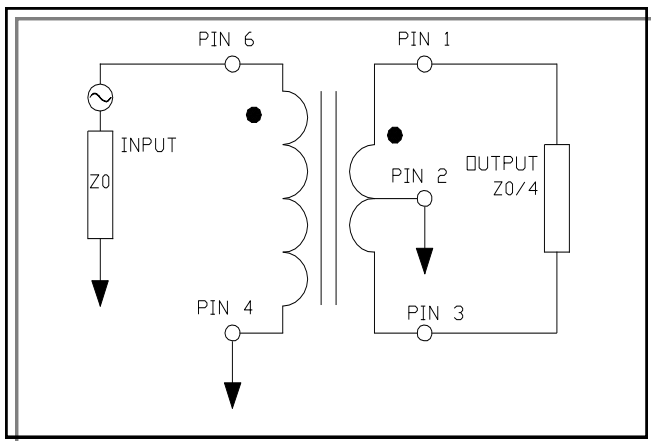
V2

Outline Drawing

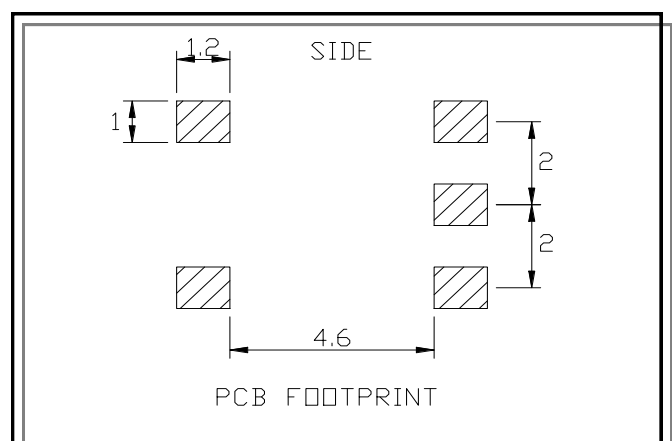


1. Dimensions in mm.
2. Tolerance: ± 0.2 mm unless otherwise noted.
3. Model number and lot code are printed on the reel.
4. Lead Plating: CuSn6
5. Lead Finish: SAC-305

Recommended DC bias circuit



Recommended Footprint



Tape & Reel Information

Parameter	Units	Value
Qty per reel	-	900
Reel Size	mm	330
Tape Width	mm	16.00
Pitch	mm	12.00
Ao	mm	6.6
Bo	mm	7.3
Ko	mm	4.9
Orientation	-	F26
Reference Application Note ANI-019 for orientation		

Ordering Information

Part Number	Description
MABA-011048	Tape & Reel
MABA-011048-TB	Customer test board

Recommended Maximum Ratings

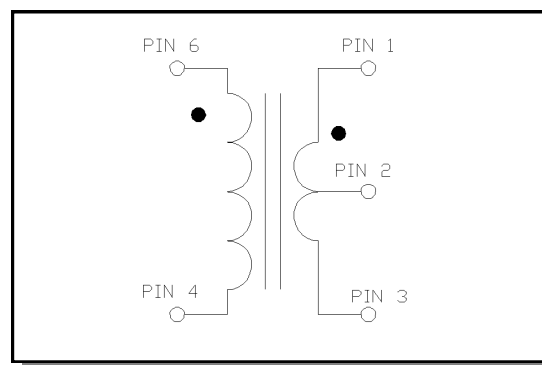
Parameter	Units	Min	Max
Input Power	W		1
Internal Load Dissipation	W		200
Tested up to DC bias current, will perform above this level	mA		900
Operating Temperature Range	°C	-40	+85

Full temperature plots available on request

Pin Configuration

Pin No.	Function
1	Secondary Dot (output1)
2	Ground (centre tape)
3	Secondary (output 2)
4	Primary (RF ground)
5	Ground (not used)
6	Primary Dot (input)

Schematic



M/A-COM Technology Solutions Inc. All rights reserved.

Information in this document is provided in connection with M/A-COM Technology Solutions Inc ("MACOM") products. These materials are provided by MACOM as a service to its customers and may be used for informational purposes only. Except as provided in MACOM's Terms and Conditions of Sale for such products or in any separate agreement related to this document, MACOM assumes no liability whatsoever. MACOM assumes no responsibility for errors or omissions in these materials. MACOM may make changes to specifications and product descriptions at any time, without notice. MACOM makes no commitment to update the information and shall have no responsibility whatsoever for conflicts or incompatibilities arising from future changes to its specifications and product descriptions. No license, express or implied, by estoppel or otherwise, to any intellectual property rights is granted by this document.

THESE MATERIALS ARE PROVIDED "AS IS" WITHOUT WARRANTY OF ANY KIND, EITHER EXPRESS OR IMPLIED, RELATING TO SALE AND/OR USE OF MACOM PRODUCTS INCLUDING LIABILITY OR WARRANTIES RELATING TO FITNESS FOR A PARTICULAR PURPOSE, CONSEQUENTIAL OR INCIDENTAL DAMAGES, MERCHANTABILITY, OR INFRINGEMENT OF ANY PATENT, COPYRIGHT OR OTHER INTELLECTUAL PROPERTY RIGHT. MACOM FURTHER DOES NOT WARRANT THE ACCURACY OR COMPLETENESS OF THE INFORMATION, TEXT, GRAPHICS OR OTHER ITEMS CONTAINED WITHIN THESE MATERIALS. MACOM SHALL NOT BE LIABLE FOR ANY SPECIAL, INDIRECT, INCIDENTAL, OR CONSEQUENTIAL DAMAGES, INCLUDING WITHOUT LIMITATION, LOST REVENUES OR LOST PROFITS, WHICH MAY RESULT FROM THE USE OF THESE MATERIALS.

MACOM products are not intended for use in medical, lifesaving or life sustaining applications. MACOM customers using or selling MACOM products for use in such applications do so at their own risk and agree to fully indemnify MACOM for any damages resulting from such improper use or sale.