

DO NOT SCALE FROM THIS PRINT

IPBT-1XX-XX-XX-S-XX

No OF POSITIONS
-02 THRU -10

OPTION

- RA: RIGHT ANGLE (SEE FIG 2, SHT 2) [STYLE -H2 NOT AVAILABLE]
- GP: GUIDE POSTS (USE IPBT-XX-S-GP, SEE FIG 4, SHT 3)
- *-K: KEYED POLARIZATION (USE IPBT-XX-S-K) (SEE FIG 5, SHT 2) (NOT AVAILABE W/-GP OPTION)

*(LEAVE BLANK FOR NO KEYED OPTION. SAMTEC WILL ONLY SUPPORT EXISTING BUSINESS AS OF REV F.)

ROW SPECIFICATION

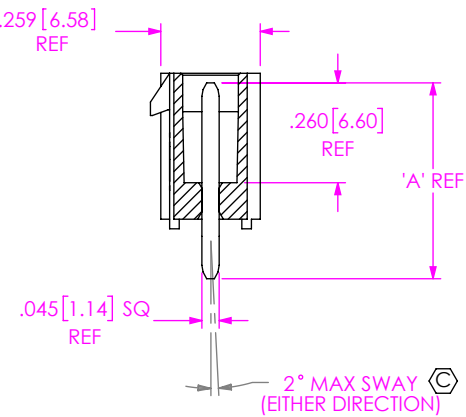
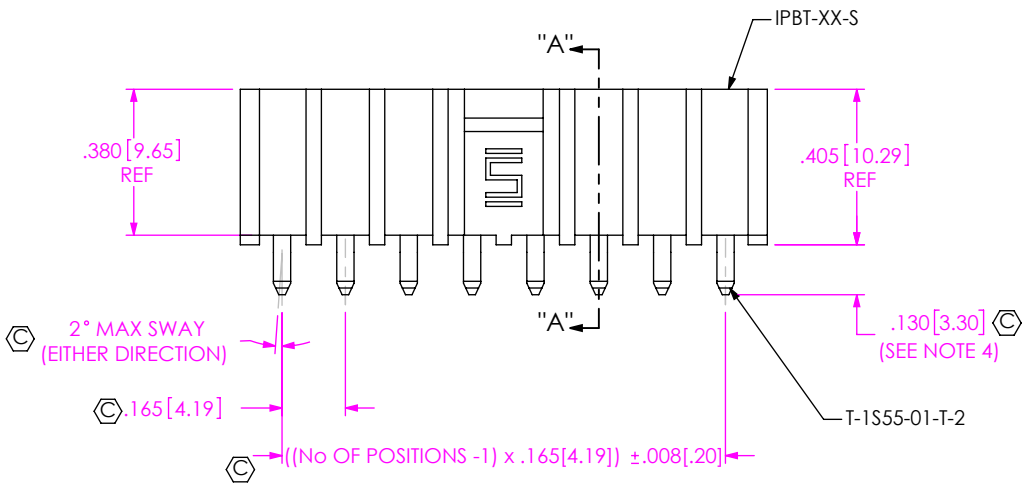
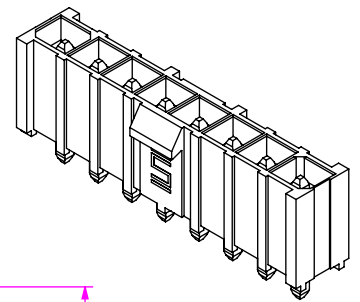
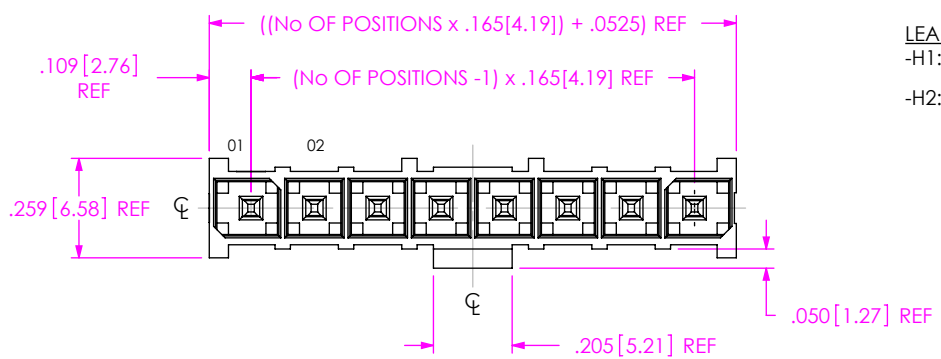
-S: SINGLE (USE IPBT-XX-S)

LEAD STYLE

- H1: HIGH POWER, THRU HOLE (USE T-1S55-XX-XX-2)
- H2: HIGH POWER, SURFACE MOUNT (USE T-1S55-XX-XX-2)

PLATING SPECIFICATION

- T: MATTE TIN CONTACT AND TAIL (USE T-1S55-XX-T-2)
- TM: MATTE TIN CONTACT AND TAIL (USE T-1S55-XX-T-2)



NOTES:

1. Ⓞ REPRESENTS A CRITICAL DIMENSION.
2. PARTS TO BE MOLDED TO POSITION.
3. MINIMUM TERMINAL RETENTION: 1 LB[4.45 N].
4. POST MUST BE WITHIN .005[.13] OF EACH OTHER.
5. PARTS TO BE TUBE PACKAGED, SEE PACKAGING VIEWS SHT 3.
6. THIS FEATURE NOT PRESENT ON -02-S AND -03-S POSITIONS. ONLY CORNER RIBS (4 PLCS) ARE PRESENT.

FIG 1
IPBT-108-H1-XX-S SHOWN

TABLE 1			
PART NUMBER	BODY	TERMINAL	"A" REF
IPBT-1XX-H1-XX-S	IPBT-XX-S	T-1S55-01-T-2	.5100
IPBT-1XX-H2-XX-S	IPBT-XX-S	T-1S55-02-T-2	.6071
IPBT-1XX-H1-XX-S-RA	IPBT-XX-S	T-1S55-03-T-2	.6861
IPBT-1XX-H1-XX-S-RA-GP	IPBT-XX-S-GP	T-1S55-03-T-2	.6861
IPBT-1XX-H1-XX-S-GP	IPBT-XX-S-GP	T-1S55-01-T-2	.5100
IPBT-1XX-H2-XX-S-GP	IPBT-XX-S-GP	T-1S55-02-T-2	.6071

UNLESS OTHERWISE SPECIFIED, DIMENSIONS ARE IN INCHES.	<p>PROPRIETARY NOTE</p> <p>THIS DOCUMENT CONTAINS CONFIDENTIAL AND PROPRIETARY INFORMATION AND ALL DESIGN, MANUFACTURING, REPRODUCTION, USE, PATENT RIGHTS AND SALES RIGHTS ARE EXPRESSLY RESERVED BY SAMTEC, INC. THIS DOCUMENT SHALL NOT BE DISCLOSED, IN WHOLE OR PART, TO ANY UNAUTHORIZED PERSON OR ENTITY NOR REPRODUCED, TRANSFERRED OR INCORPORATED IN ANY OTHER PROJECT IN ANY MANNER WITHOUT THE EXPRESS WRITTEN CONSENT OF SAMTEC, INC.</p>	<p>520 PARK EAST BLVD, NEW ALBANY, IN 47150 PHONE: 812-944-6733 FAX: 812-948-5047 e-Mail info@SAMTEC.com code 55322</p>
TOLERANCES ARE: DECIMALS ANGLES .XX: ±.01[0.3] .XXX: ±.005[0.13] .XXXX: ±.0020[0.051]	<p>MATERIAL: DO NOT SCALE DRAWING SHEET SCALE: 2:1</p> <p>INSULATOR: LCP, UL 94 VO COLOR: BLACK TERMINAL: HIGH COPPER ALLOY</p>	<p>DESCRIPTION: .165 SINGLE ROW TERMINAL ASSEMBLY</p> <p>DWG. NO. IPBT-1XX-XX-XX-S-XX</p> <p>BY: KEVIN B 05/06/03 SHEET 1 OF 3</p>

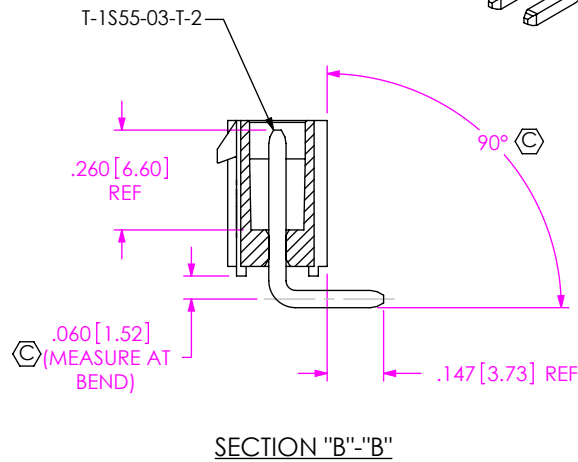
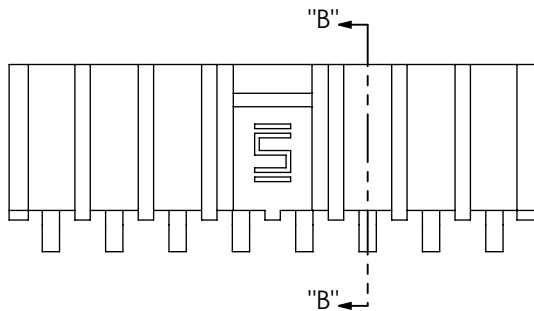
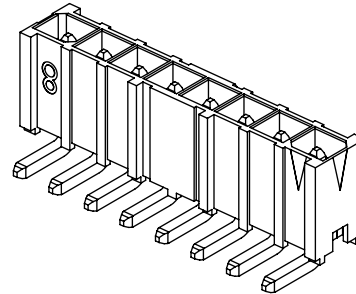
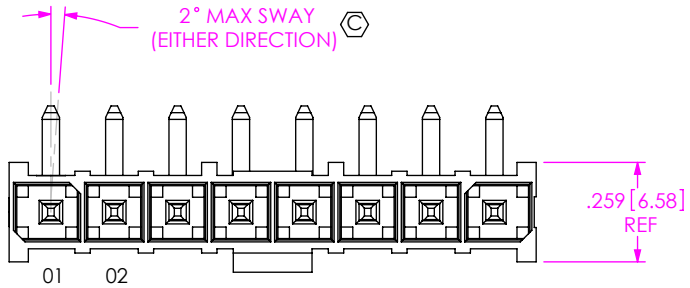
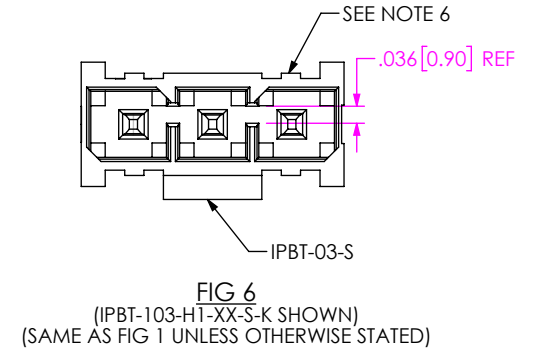
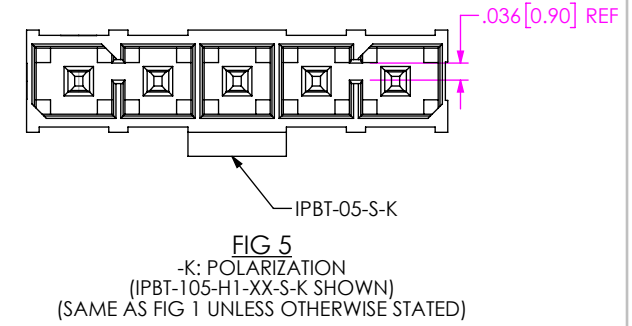
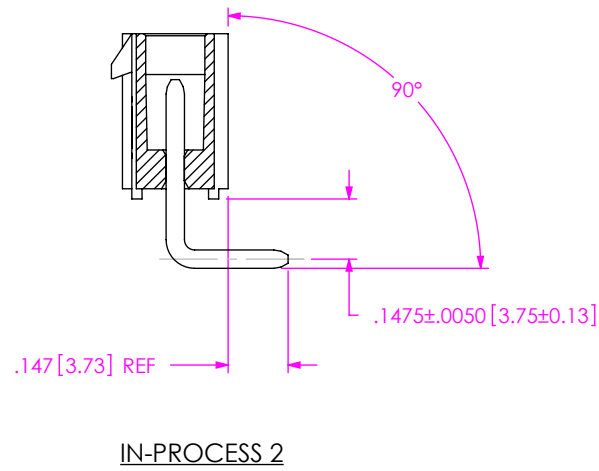
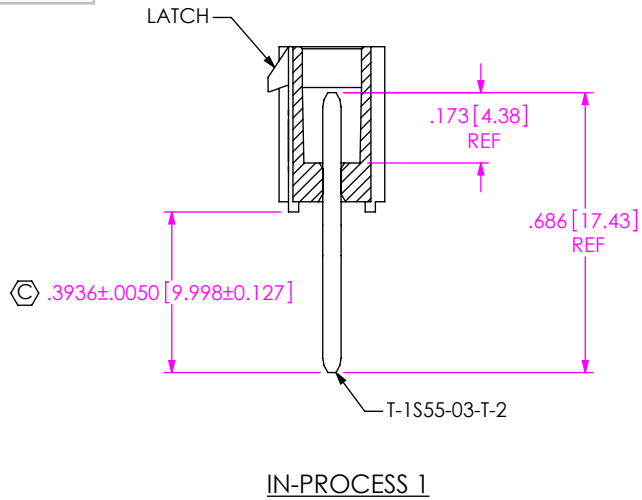


FIG 2
-RA: RIGHT ANGLE
(IPBT-108-H1-XX-S-RA SHOWN)
(DIFFERENT AS SHOWN, OTHERWISE SAME AS FIG 1)
(STYLE -H2 NOT AVAILABLE)

PROPRIETARY NOTE
THIS DOCUMENT CONTAINS CONFIDENTIAL AND PROPRIETARY INFORMATION AND ALL DESIGN, MANUFACTURING, REPRODUCTION, USE, PATENT RIGHTS AND SALES RIGHTS ARE EXPRESSLY RESERVED BY SAMTEC, INC. THIS DOCUMENT SHALL NOT BE DISCLOSED, IN WHOLE OR PART, TO ANY UNAUTHORIZED PERSON OR ENTITY NOR REPRODUCED, TRANSFERRED OR INCORPORATED IN ANY OTHER PROJECT IN ANY MANNER WITHOUT THE EXPRESS WRITTEN CONSENT OF SAMTEC, INC.

DO NOT SCALE DRAWING
SHEET SCALE: 2:1

F:\DWG\MISC\MKTG\IPBT-1XX-XX-XX-XX-MKT.SLDDRW



520 PARK EAST BLVD, NEW ALBANY, IN 47150
PHONE: 812-944-6733 FAX: 812-948-5047
e-Mail info@SAMTEC.com code 55322

DESCRIPTION:
.165 SINGLE ROW TERMINAL ASSEMBLY
DWG. NO. IPBT-1XX-XX-XX-S-XX
BY: KEVIN B 05/06/03 SHEET 2 OF 3

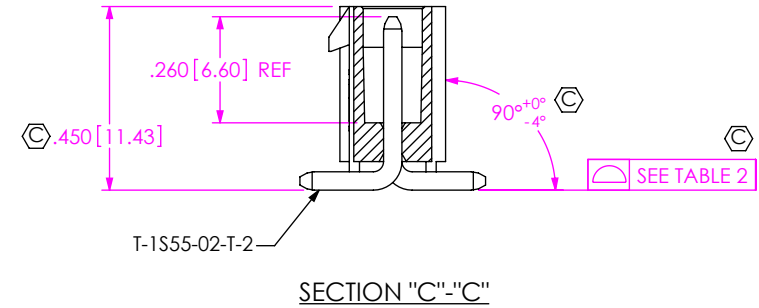
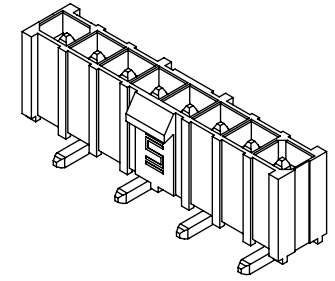
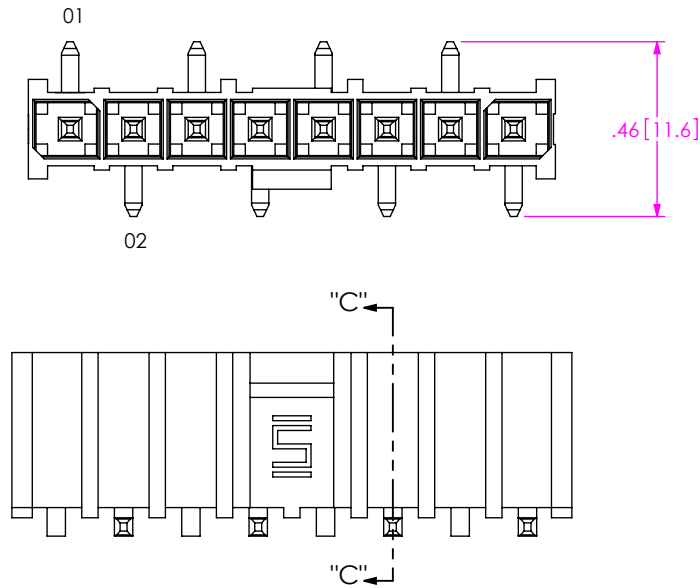
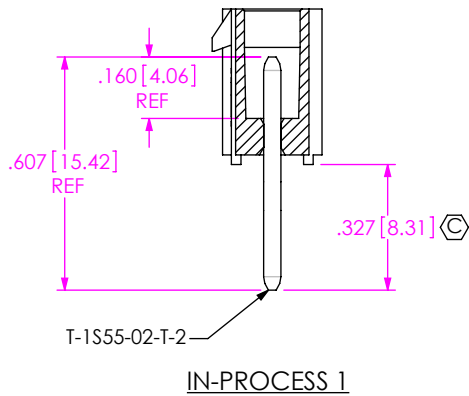


FIG 3
 STYLE -H2: SURFACE MOUNT
 (IPBT-108-H2-XX-S SHOWN)
 (DIFFERENT AS SHOWN, OTHERWISE SAME AS FIG 1)

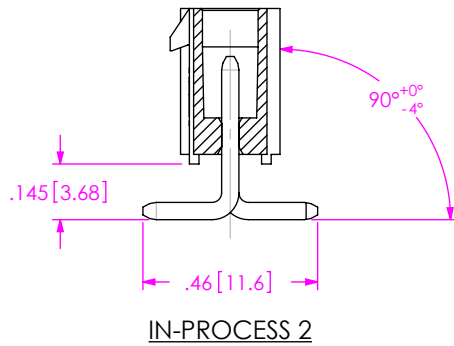


TABLE 2	
No OF POSITIONS	COPLANARITY
-02 THRU -08	.004 [.10]
-09 & -10	.006 [.15]

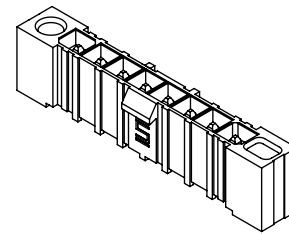
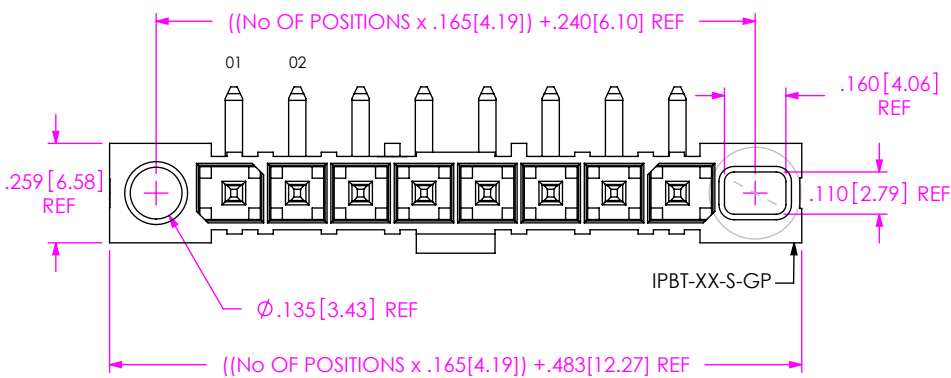
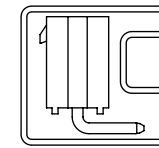
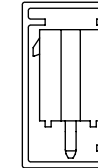


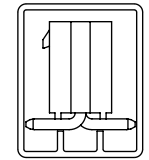
FIG 4
 -GP: GUIDE POSTS
 (IPBT-108-H1-XX-S-RA-GP SHOWN)
 (DIFFERENT AS SHOWN, OTHERWISE SAME AS FIG 1, 2 OR 3)
 (AVAILABLE WITH THROUGH HOLE, SURFACE MOUNT & -RA OPTION)



TUBE: PT-1-24-01-40
 PLUG: TP-13



TUBE: PT-1-24-06-51
 PLUG: TP-07



TUBE: PT-1-24-01-58
 PLUG: TP-13

PACKAGING VIEW
 [PARTS TO HAVE POSITION #1 LOADED IN SAME DIRECTION AS ARROW ON TUBE]

F:\DWG\MISC\MKTG\IPBT-1XX-XX-XX-S-XX-MKT.SLDDRW

PROPRIETARY NOTE
 THIS DOCUMENT CONTAINS CONFIDENTIAL AND PROPRIETARY INFORMATION AND ALL DESIGN, MANUFACTURING, REPRODUCTION, USE, PATENT RIGHTS AND SALES RIGHTS ARE EXPRESSLY RESERVED BY SAMTEC, INC. THIS DOCUMENT SHALL NOT BE DISCLOSED, IN WHOLE OR PART, TO ANY UNAUTHORIZED PERSON OR ENTITY NOR REPRODUCED, TRANSFERRED OR INCORPORATED IN ANY OTHER PROJECT IN ANY MANNER WITHOUT THE EXPRESS WRITTEN CONSENT OF SAMTEC, INC.



520 PARK EAST BLVD, NEW ALBANY, IN 47150
 PHONE: 812-944-6733 FAX: 812-948-5047
 e-Mail info@SAMTEC.com code 55322

DO NOT SCALE DRAWING

SHEET SCALE: 2:1

DESCRIPTION:
 .165 SINGLE ROW TERMINAL ASSEMBLY

DWG. NO.
 IPBT-1XX-XX-XX-S-XX

BY: KEVIN B 05/06/03 SHEET 3 OF 3