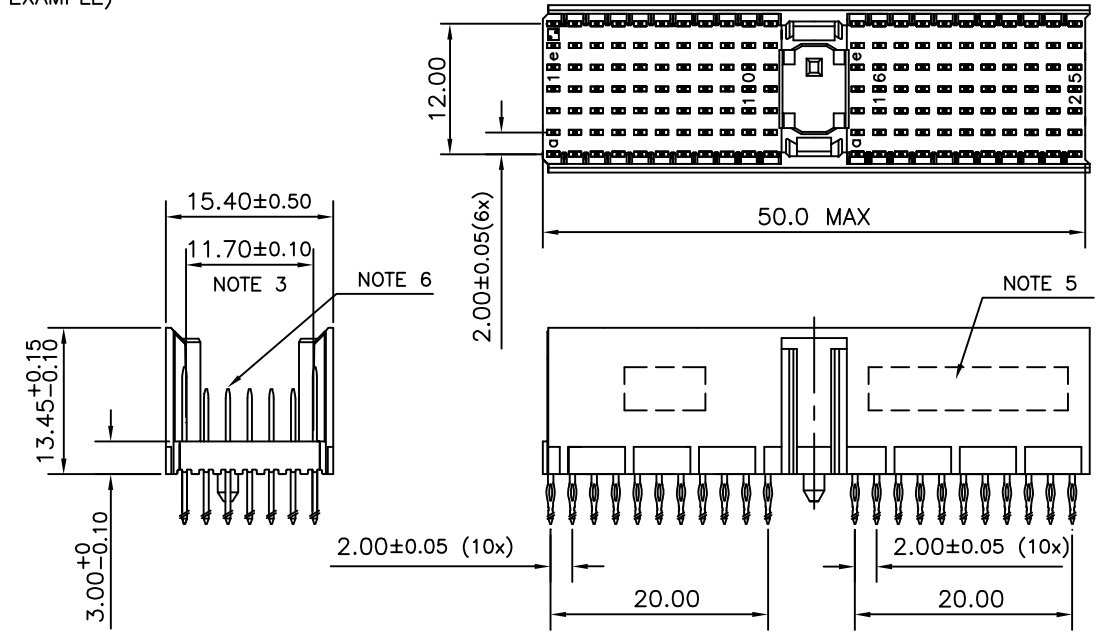


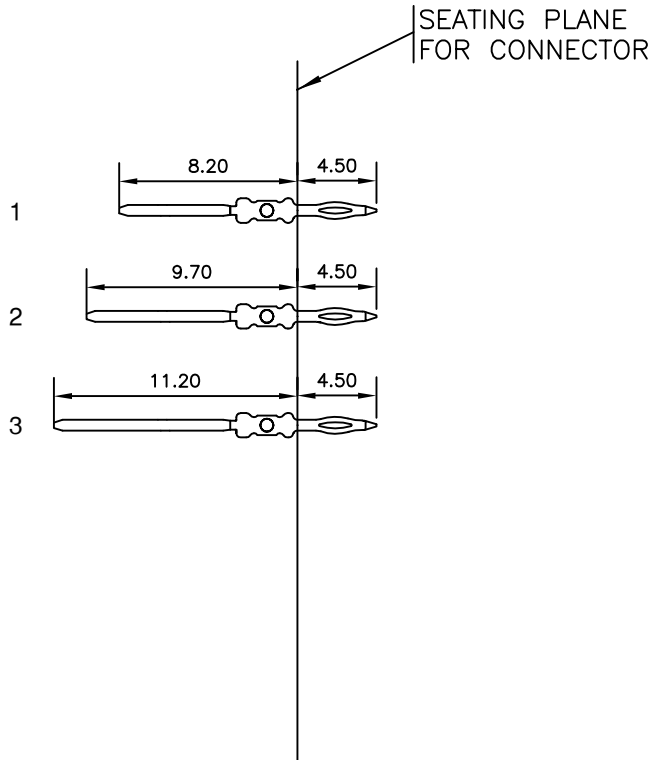
LOADING PATTERN MATING SIDE

f	3	3	3	3	3	3	3	3	3	3	3			3	3	3	3	3	3	3	3	3	3	3	3	3	3	3		
e	1	1	1	1	1	1	1	1	1	1	1			1	1	1	1	1	2	2	2	2	2	2	2	2	2	2	2	
d	1	1	1	1	1	1	1	1	1	1	1			1	1	1	1	1	2	2	2	2	2	2	2	2	2	2	2	
c	1	1	1	1	1	1	1	1	1	1	1			1	1	1	1	1	2	2	2	2	2	2	2	2	2	2	2	
b	1	1	1	1	1	1	1	1	1	1	1			1	1	1	1	1	2	2	2	2	2	2	2	2	2	2	2	
a	1	1	1	1	1	1	1	1	1	1	1			1	1	1	1	1	2	2	2	2	2	2	2	2	2	2	2	
z	3	3	3	3	3	3	3	3	3	3	3			3	3	3	3	3	3	3	3	3	3	3	3	3	3	3	3	
POS	0	1	0	5	1	0	1	5	2	0	1	5	2	0	1	5	2	0	1	5	2	0	1	5	2	0	1	5	2	0

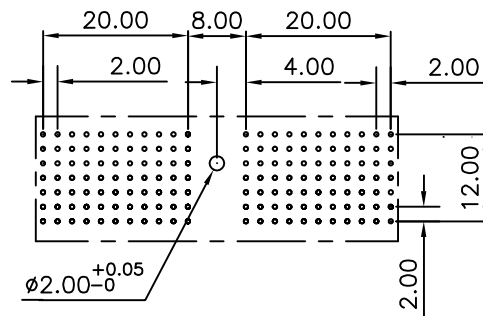
LOADED CONNECTOR ASSEMBLY
(FOR EXAMPLE)



CONTACT OVERVIEW



LAY-OUT P.C.B.-HOLE



LEAD FREE INDICATOR : LF = LEAD FREE
(DIGIT 15 & 16)

HM2P07PCH181

PLATING CODE (DIGIT 13 AND 14)
(REF DRW NO. BS,C , 201844 , 003)

NOTES

- THIS PRODUCT IS CSA APPROVED.
 - THIS PRODUCT IS UL RECOGNIZED.
 - MEASURED AT THE BOTTOM.
 - MATERIAL CONTACT: PHOSPHORBRONZE
HOUSING: CREAM WHITE GLASS FILLED POLYESTER UL-94V0
 - CONNECTOR PRINTED WITH P/N AND DATE CODE.
 - FOR ACTUAL CONTACT LOADINGS, SEE LOADING PATTERN MATING SIDE.
 - SHAPE OF CONNECTOR HOUSING CAN ALTER DEPENDING ON PRODUCTION LOCATION
 - THE PRODUCT (LF) MEETS EUROPEAN UNION DIRECTIVES AND OTHER COUNTRY REGULATIONS AS DESCRIBED IN GS-22-008
 - FOR RECOMMENDED PTH DIMENSIONS REFER DRAWING : BS, A , 201572 , 001
- CATALOG NO: HM2P07PCH181----

mat'l. code SEE NOTE 4				surface ISO 1302 ✓		tolerance ISO 406 ISO 1101		projection MM		product family MILLIPACS			
ltr				ecn no		dr		date		title			
A				105-0225		MINI		2005-11-02		MPACS 5+2R STR HDR PF CONN TYPE A			
B				106-0122		MINI		2006-07-22					
				angles		linear		.0±0.2		scale -			
				0°±1°				.00±0.1					
				dr		MINI K VANDANATH		2005-11-02		dwg no sheet 1 of 1 size BS, C ,203028, 361 A3			
				engr		BIJU K PAUL		2005-11-02					
				chr		BIJU K PAUL		2006-07-22		type Product Customer Drawing			
				appd		BIJU K PAUL		2006-07-22					
sheet index		revision sheet		B		1							