

AIRTRIM® AIR DIELECTRIC MULTITURN TRIMMER CAPACITORS

APPLICATIONS

Designed for VHF, UHF and microwave applications: amplifiers, oscillators, filters, radar, cable TV, mobile radios and RF appliances. Suitable for military and aerospace environments.

FEATURES

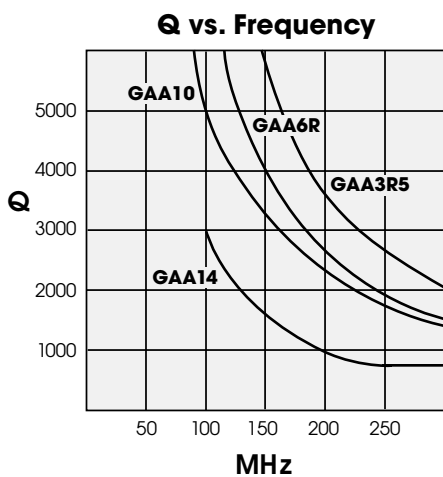
- High Q
- Fourteen standard mounting styles, including surface mount
- Excellent stability
- Designed to meet MIL-C-14409D
- Multiturn resolution

SPECIFICATIONS

Operating Temperature Range: -65° to $+125^{\circ}\text{C}$
 Working Voltage: 250 VDC
 Test Voltage: 500 VDC
 Insulation Resistance: $>10^9$ Megohms
 Contact Resistance: <0.01 Ohms



Q: >5000 at 100 MHz
 Vibration: 60 g, 10 to 2000Hz
 Shock: 1500 g, 0.5 ms
 Constructed with 300°C solder



Sprague-Goodman Electronics, Inc.

1700 SHAMES DRIVE, WESTBURY, NY 11590
 TEL: 516-334-8700 • FAX: 516-334-8771
 E-MAIL: info@spraguegoodman.com

PART NUMBERING SYSTEM



Maximum Rated Capacitance — expressed in pF by three digits. The first two are significant figures; the last specifies the number of zeros that follow. The letter R indicates a decimal point.

01 Mounting Modifications

- 01 — Panel mount, turret
- 02 — Panel mount, lug
- 03 — Panel mount, threaded stud
- 04 — PC mount, 3 lugs (1 stator, 2 rotor)
- 05 — Horizontal surface mount
- 06 — Vertical mount, turret and lug (wide single)
- 07 — Vertical mount, stud and lug (wide single)
- 08 — Vertical mount, through board
- 09 — Vertical surface mount (wide lead)
- 10 — Vertical turret and lugs (wide double)
- 11 — Vertical turret and lugs (narrow double)
- 12 — Vertical turret and lug (narrow single)
- 13 — PC mount, 2 lugs
- 14 — Vertical surface mount (narrow lead)

0.35–3.5 pF CAPACITANCE RANGE

- Torque: 0.3 to 3.0 oz-in (22 to 216 g-cm)
- Temperature Coefficient: ±30 ppm/°C
- Self-Resonant Frequency: >6 GHz at min capacitance

Dimensions are in/mm
Adjust screw slot: 0.060/1.5 x 0.016/0.41



Not to scale.



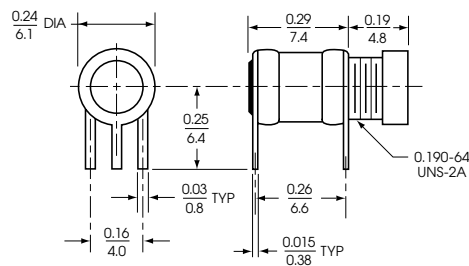
0.6-6.0 pF CAPACITANCE RANGE

- Torque: 0.4 to 4.0 oz-in (29 to 288 g-cm)
- Temperature Coefficient: ± 15 ppm/ $^{\circ}$ C
- Self-Resonant Frequency: > 6 GHz at min capacitance

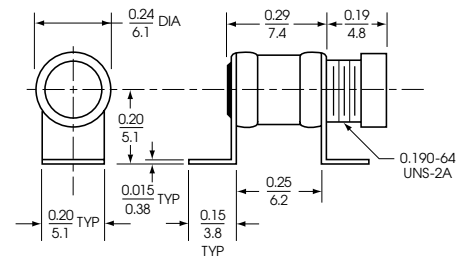
Dimensions are in/mm
Adjust screw slot: 0.13/3.3 x 0.020/0.51



GAA6R001



GAA6R004



GAA6R005



GAA6R014



GAA6R012

1.0 - 10.0 pF, 1.0 - 14.0 pF and 2.0 - 16.0 pF CAPACITANCE RANGES

- Torque: 0.5 to 5.0 oz-in (36 to 360 g-cm)
- Temperature Coefficient: ±15 ppm/°C
- Self-Resonant Frequency: >5 GHz at min capacitance

Dimensions are in/mm
Adjust screw slot: 0.16/4.0 x 0.020/0.51



GAA10001, GAA14001 & GAA16001



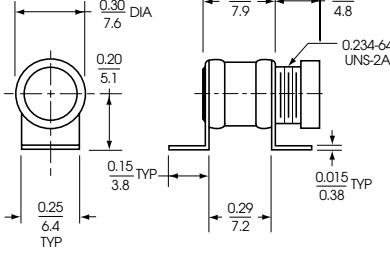
GAA10002, GAA14002 & GAA16002



GAA10003, GAA14003 & GAA16003



GAA10004, GAA14004 & GAA16004



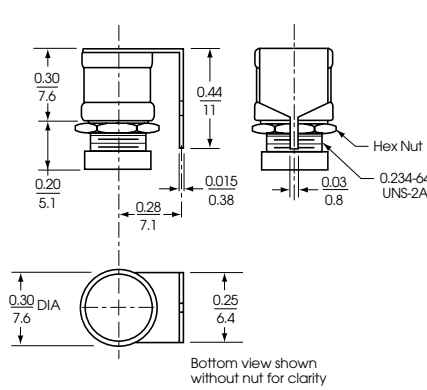
GAA10005, GAA14005 & GAA16005



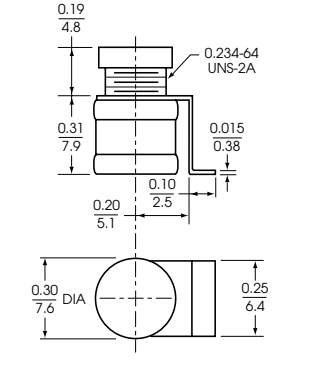
GAA10006, GAA14006 & GAA16006



GAA10007, GAA14007 & GAA16007



GAA10008, GAA14008 & GAA16008



GAA10009, GAA14009 & GAA16009

RECOMMENDED HANDLING PROCEDURE

Tuning

The rotor should not be torqued once maximum capacitance is reached.

Soldering

Maximum recommended solder temperature: 275°C.

Washing

Sealing Caps should be secured when washing board assemblies to prevent infusion of cleaning solvents

Sprague-Goodman Electronics, Inc.

1700 SHAMES DRIVE, WESTBURY, NY 11590
TEL: 516-334-8700 • FAX: 516-334-8771

E-MAIL: info@spraguegoodman.com • WEBSITE: <http://www.spraguegoodman.com>