

## SUMMARY



Image is for illustrative purpose only

### # Wires

Low	5
High	0
Coax	0
Triax	0
Quad	0
Fiber	0
Fluidic	0

### Download

[Request a quote](#)

[Catalog](#)

Series	1B
Termination type	Female crimp
IP rating	50
Cable Ø	0.00 - 0.00 mm
Matching parts	FGG.1B.305.CYCD42
Status	active
Alternative part	

## TECHNICAL DETAILS

### Mechanics

Shell Style/Model	EG*: Fixed receptacle, nut fixing
Keying	1 key (alpha=0, plug: male contacts, receptacle: female contacts)
Housing Material	Brass (chrome plated) shell and collet nut, nickel plated brass latch sleeve and mid pieces
Cable Fixing	∅ 0 - 0 mm
Variant	
Weight	10.07 g

### Performance

Configuration	1B.305 : 5 Low Voltage
Insulator	Y: PEEK for crimp contacts
Rated Current	9 Amps

### Specifications

Contact Type: Crimp
Max. Matings: 5000
Contact Retention: 30 N

LEMO products and services are provided "as is". LEMO makes no warranties or representations with regard to LEMO product & services or use of them, express, implied or statutory, including for accuracy, completeness, or security. The user is fully responsible for his products and applications using LEMO components.

Contact Dia.: 0.9 mm (0.035in)  
 Bucket Dia.: 1.1 mm (0.043in)  
 Min. Conductor: 0.25 mm<sup>2</sup> (AWG 24)  
 Max. Conductor: 0.5 mm<sup>2</sup> (AWG 20)  
 R (max): 4.8 mOhm  
 Vtest (contact-shell): 1550 V (AC), 2200 V (DC)  
 Vtest (contact-contact): 1300 V (AC), 1840 V (DC)

## Others

Temp (min / max): -55° C / +250° C  
 Humidity (max): <=95% [at 60 deg C / 140 F]  
 Vibration: 15 g [10 Hz - 2000 Hz]  
 Shock Resistance: 100 g [ 6 ms]  
 Salt Spray Corrosion: >1000 hr  
 Climatical Category: 50/175/21  
 Shielding (min): 75 dB (10 MHz)  
 Shielding (min): 40 dB (1 GHz)  
 IP Rating: 50

## DRAWINGS

### Draws



### Dimensions

	A	B	E	L	M	N	S1	S3	e
mm.	14	16	7.5	23	1.5	21.1	10.5	14	M12x1.0
in.	0,55	0,63	0,30	0,91	0,06	0,83	0,41	0,55	



















LEMO products and services are provided "as is". LEMO makes no warranties or representations with regard to LEMO product & services or use of them, express, implied or statutory, including for accuracy, completeness, or security. The user is fully responsible for his products and applications using LEMO components.

# RECOMMENDED BY LEMO

## Tools

Crimp Tool: DPC.91.701.V  
 Crimp settings: AWG/Selector = 20-22-24/6-5-5  
 Positionner: DCE.91.091.BVM  
 Extractor: DCF.91.090.2LT  
 Replacement contact: EGG.1B.660.ZZM

## Cables

CMN.05.T20.057PGCE	PVC	GREY	
CMN.05.T20.057PGZE		Grey	
CMN.05.T20.057PNCE	PVC	Black	
CMN.05.T20.057PNZE			
CMN.05.T20.057QGZE	TPR (medical)	Grey	
CMN.05.T22.051PGCE	PVC	GREY	
CMN.05.T22.051PGZE		Grey	
CMN.05.T22.051PNCE	PVC	Black	
CMN.05.T22.051PNZE			
CMN.05.T22.051QGZE	TPR (medical)	Grey	
CMN.05.T28.029PGCE	PVC	GREY	
CMN.05.T28.029PGZE		Grey	
CMN.05.T28.029PNCE	PVC	Black	
CMN.05.T28.029PNZE			
005 050	PVC	Black	
050 090	PVC	Black	
050 140	PVC	Grey	
150 250	PVC	Grey	
250 500	PVC	Grey	

LEMO products and services are provided "as is". LEMO makes no warranties or representations with regard to LEMO product & services or use of them, express, implied or statutory, including for accuracy, completeness, or security. The user is fully responsible for his products and applications using LEMO components.