

- Chip Type SMD package
- Wide Frequency range
- Tape & Reel Packaging

PART NUMBERING GUIDE "EXAMPLE"

	Package Type	Frequency	Version	Tape and Reel Packaging
ECS -	HFR	- 20.00	A	- TR

Sample Part Number: ECS-HFR-20.00-A-TR

OPERATING CONDITIONS/ELECTRICAL CHARACTERISTICS

PART NUMBER *	FREQUENCY RANGE (MHz)	FREQUENCY ACCURACY @ +25°C (%)	FREQUENCY STABILITY -20 ~ +80°C (%)	AGING FOR TEN YEARS (%)	RESONANT RESISTANCE (Ω) MAX.	IC
ECS-HFR-□□.□□-A	20.00 ~ 30.00	± 0.5	± 0.4	± 0.3	70	1/6 TC74 HCUO4 x 2
ECS-HFR-□□.□□-A	30.01 ~ 50.00	± 0.5	± 0.3	± 0.3	60	

* Complete part number to include frequency i.e. ECS-HFR-20.00-A-TR

PACKAGE DIMENSIONS (mm)

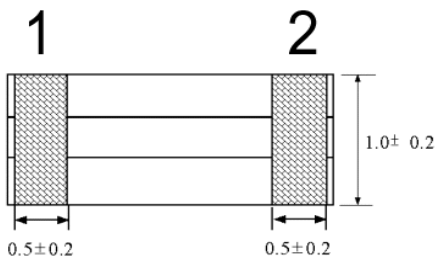
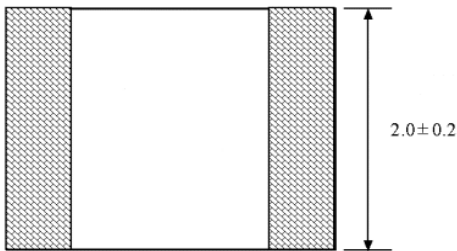


Figure 1) Top & Side View

Pad Connections	
1	In/Out
2	Out/In

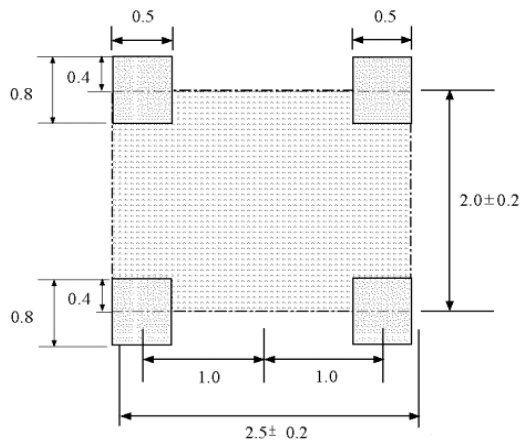
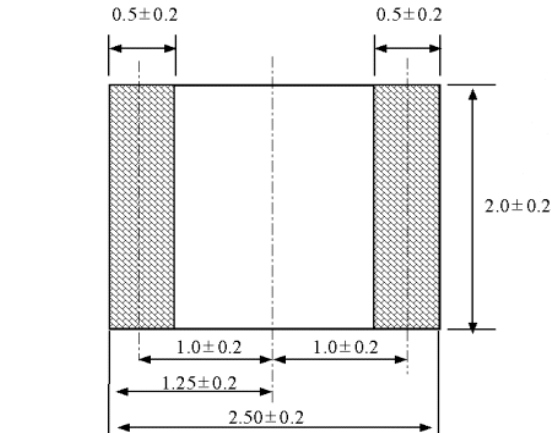


Figure 2) Bottom View & Suggested Land