



Amphenol FCI

© 2016 AFCI



D

1

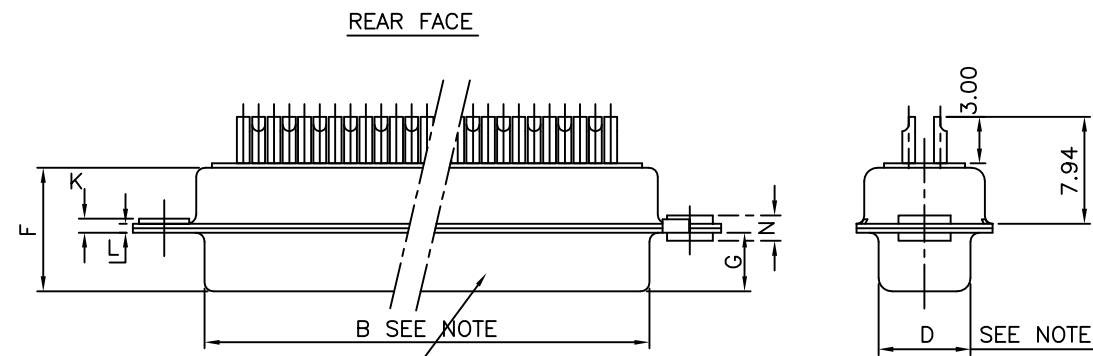
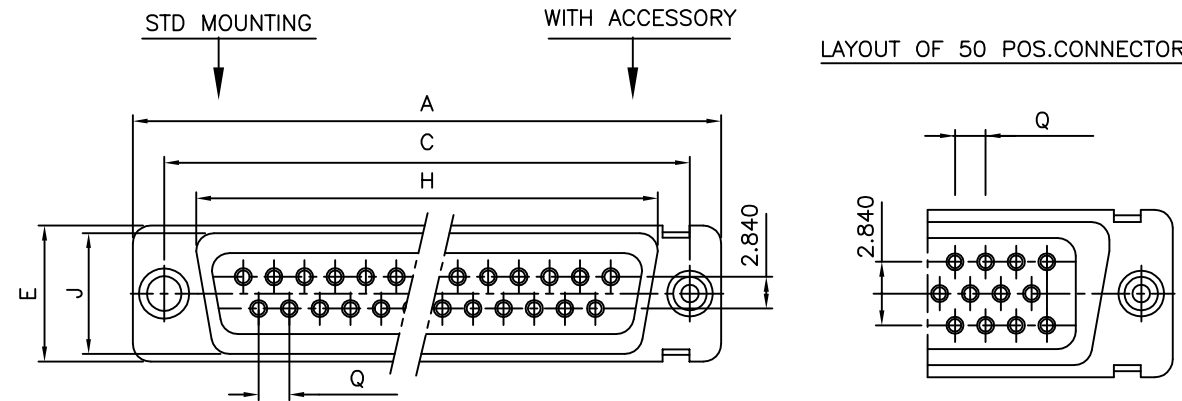
2

3

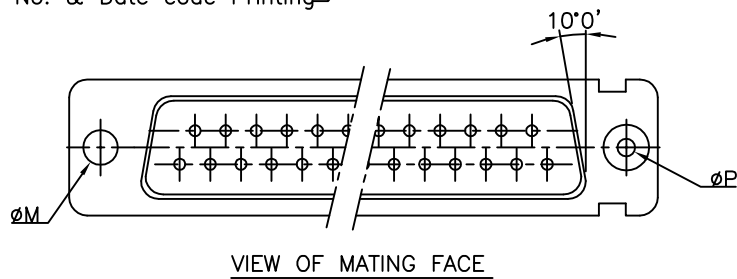
4

5

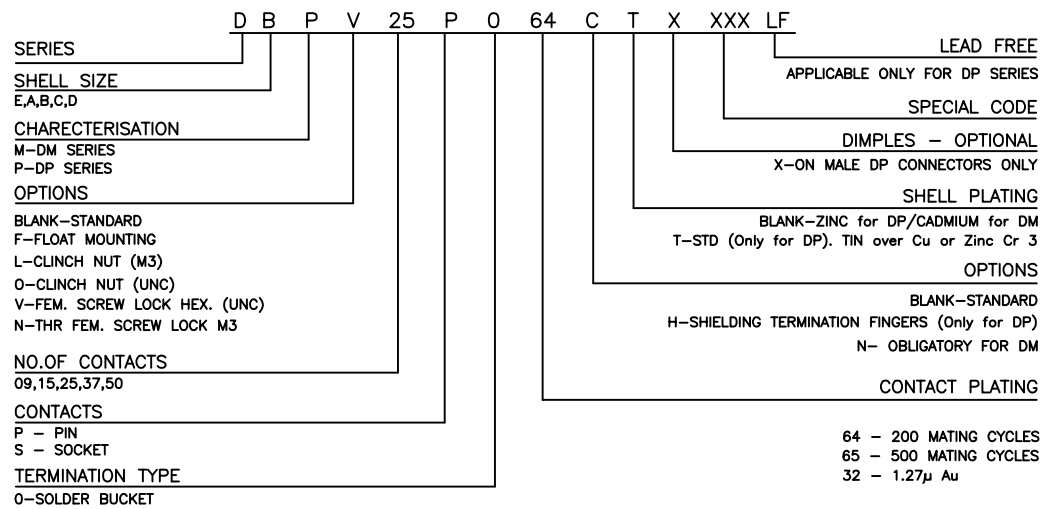
6



Part No. & Date code Printing

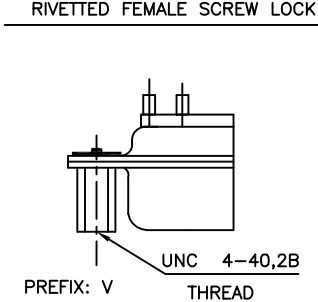
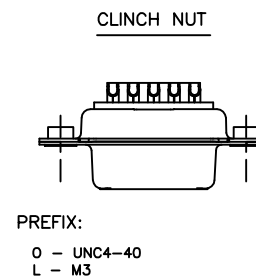
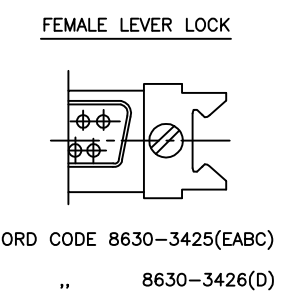
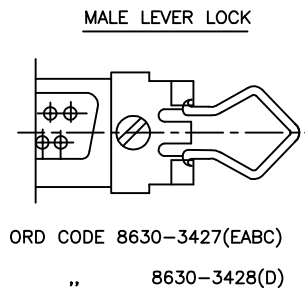
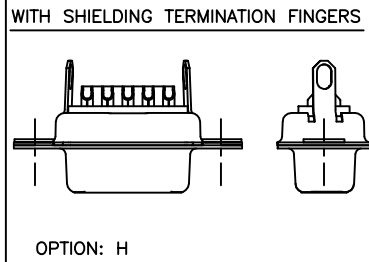


ORDERING INFORMATION



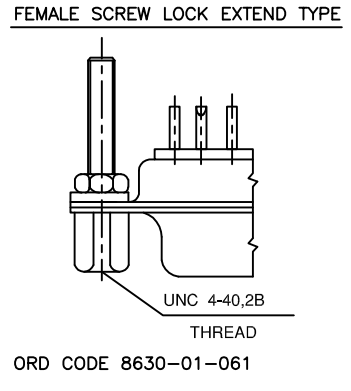
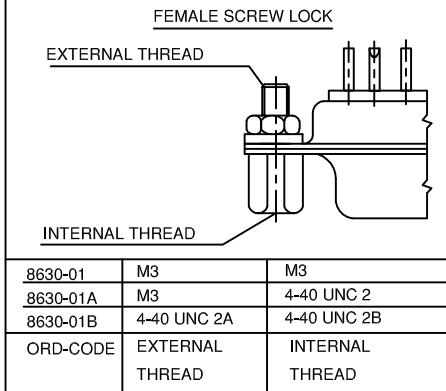
"This LF product meets European Union Directives and other country regulations as described in GS-47-0004"

Packaging as per GS-14-920



50	P	66.65	52.68	61.11	11.08	14.99	11.09	5.85	55.07	13.31	1.50	1.0	3.10	3.05	2.20	2.76
	S	66.65	52.30	61.11	10.62	14.99	11.21	6.05	55.07	13.31	1.10	0.8	3.10	2.85	2.20	2.76
37	P	68.94	55.30	63.50	8.23	12.17	11.09	5.85	57.45	10.46	1.50	1.0	3.10	3.05	2.20	2.76
	S	68.94	54.71	63.50	7.77	12.17	11.21	6.05	57.45	10.46	1.10	0.8	3.10	2.85	2.20	2.76
25	P	52.65	38.84	47.04	8.23	12.17	11.07	5.85	41.02	10.46	1.10	0.8	3.10	2.85	2.20	2.76
	S	52.65	38.25	47.04	7.77	12.17	11.21	6.05	41.02	10.46	1.10	0.8	3.10	2.85	2.20	2.76
15	P	38.76	25.12	33.32	8.23	12.17	10.99	5.85	27.25	10.46	1.10	0.8	3.10	2.85	2.20	2.74
	S	38.76	24.54	33.32	7.77	12.17	11.21	6.05	27.25	10.46	1.10	0.8	3.10	2.85	2.20	2.74
09	P	30.43	16.79	24.99	8.23	12.17	10.99	5.85	19.02	10.46	1.10	0.8	3.10	2.85	2.20	2.74
	S	30.43	16.21	24.99	7.77	12.17	11.21	6.05	19.02	10.46	1.10	0.8	3.10	2.85	2.20	2.74
SHELL SIZE		A-0	B-0	C	D-0	E-0	F MAX	G-0	H-0	J-0	K±0.20	L-0	M-0.1	N MAX.	P	Q±0.06

NOTE:-INSIDE DIMENSIONS OF MALE AND OUTSIDE DIMENSIONS OF THE FEMALE CONNECTOR.



TECHNICAL SPECIFICATIONS

- SHELLS : TIN/CADMIUM/ZINC PLATED STEEL
- INSULATOR MATERIAL : SELF EXTINGUISHING THERMOPLASTIC- TO UL CLASS 94 V0
- HOUSING WILL WITHSTAND EXPOSURE TO 260-265°C IF USE PROTECTIVE ADHESIVE (type Kapton or Teflon) OR PROTECTIVE METALLIC DEVICE
- CONTACT DIA ON ACTIVE AREA: Ø1 MM.
- CONTACTS MATERIAL : COPPER ALLOY
- CONTACT PLATING : GXT / GOLD OVER NICKEL
- OPERATING TEMPERATURE : -55°C +125°C
- OPERATING CURRENT : 7.5 A PER CONTACT
- CONTACT RESISTANCE : ≤7.3 mΩ
- INSULATION RESISTANCE : ≥5000 MΩ
- MAXIMUM VOLTAGE : 1000 V.r.m.s
- MECHANICAL ENDURANCE : 500 MATINGS FOR CODE 65 & 32 : 200 MATINGS FOR CODE 64
- DAMP HEAT : 56 DAYS FOR CODE 65 & 32 : 21 DAYS FOR CODE 64

mat'l. code SEE NOTES				surface ISO 1302 ✓		tolerance ISO 406 ISO 1101		projection mm		product family D-SUB			
ltr ecn no dr date				tolerances unless otherwise specified		linear		scale NTS		title D-SUB S/B CONNECTOR (DP&DM SERIES WITH ASSEMBLY OPTIONS)			
N ELX-I-25321 GREGAR 2016-14-11				.00±0.25		.000±0.1				dwg no sheet 1 of 1 size			
				angles		1'±x'				C-DSUB-0068 A3			
				dr		MINI K VANDANATH 1999-03-20				type Product Customer Drawing			
				enr		MITHUN PAUL 2016-14-11							
				chr		GREGAR MATHEW 2016-14-11							
				appd		BIJU K PAUL 2016-14-11							
sheet index		revision sheet		1 1									