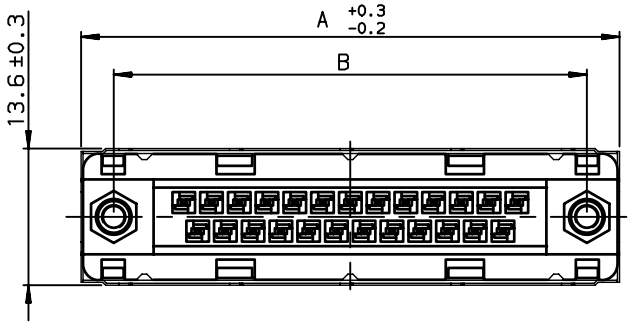

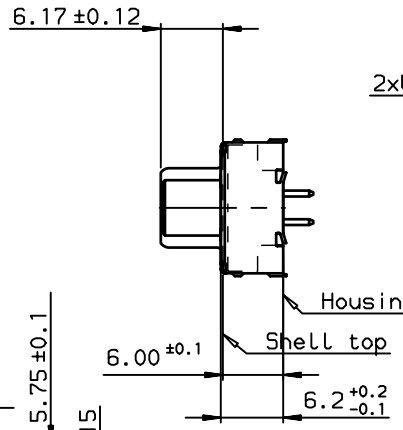

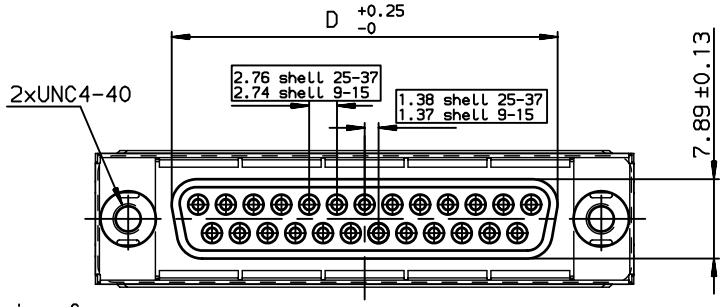

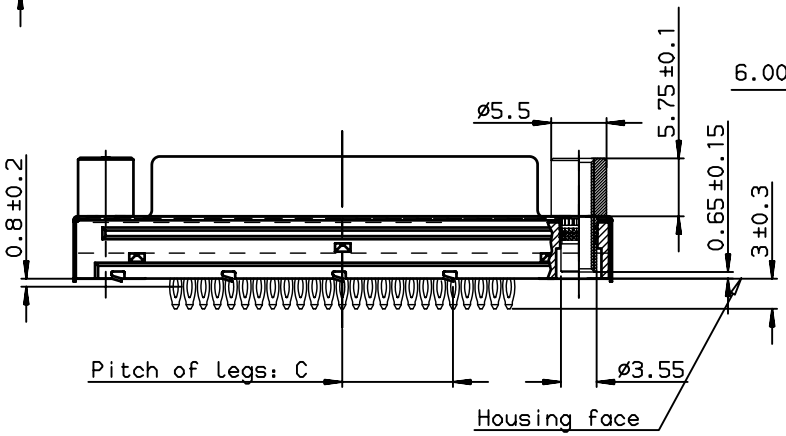

PC card drilling dimensions(after plating)

(thickness 1.6 to 3.2mm)

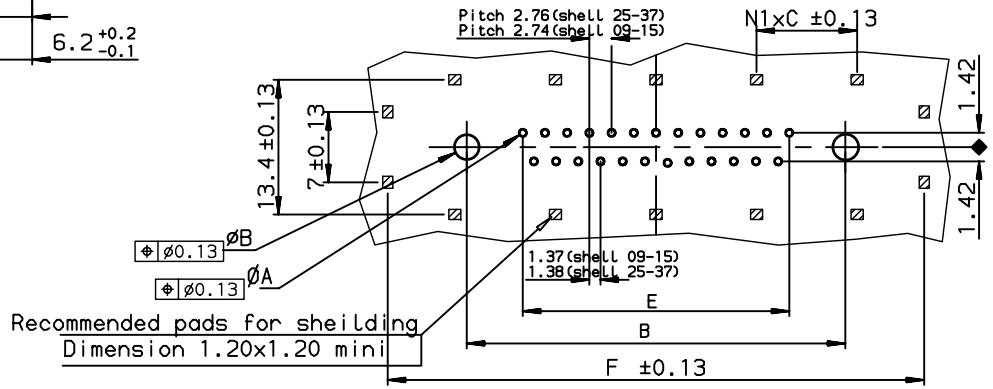

SHELL	A	B	F	D	E	C	N1	PART NUMBER	PART NUMBER
09	31.50	24.99	31.30	16.21	10.96	5.50	5	D09S91C4PV11	D09S91C6PV11
15	39.82	33.32	39.62	24.54	19.18	7.60	5	D15S91C4PV11	D15S91C6PV11
25	53.54	47.04	53.34	38.25	33.12	11.0	5	D25S91C4PV11	D25S91C6PV11
37	70.00	63.50	69.80	54.71	49.68	15.1	5	D37S91C4PV11	D37S91C6PV11
								gold flash	0.75µ gold

LEAD FREE PART NUMBER

SHELL	A	B	F	D	E	C	N1	PART NUMBER	PART NUMBER
09	31.50	24.99	31.30	16.21	10.96	5.50	5	D09S91C4PV11LF	D09S91C6PV11LF
15	39.82	33.32	39.62	24.54	19.18	7.60	5	D15S91C4PV11LF	D15S91C6PV11LF
25	53.54	47.04	53.34	38.25	33.12	11.0	5	D25S91C4PV11LF	D25S91C6PV11LF
37	70.00	63.50	69.80	54.71	49.68	15.1	5	D37S91C4PV11LF	D37S91C6PV11LF
								gold flash	0.75µ gold

GENERAL CHARACTERISTICS AND ROHS INFORMATIONS:

SEE DRAWING C01-8646-0001

European Views

rev	ecn no	dr	date
E	-	PES	2004/03/02
F	LS05-004	MPE	2005/02/08
G	LS06-0095	LGO	2006/06/29
H	LS06-0140	LGO	2006/11/21
-	-	-	-
-	-	-	-
-	-	-	-

www.fciconnect.com

surface ISO 1302 — tolerance std ISO 406 ISO 1101 — TOLERANCES UNLESS OTHERWISE SPECIFIED

projection — mm

Dr	LENOIR	1995/05/14
Eng	PESSON	1995/05/14
Chr	LEGARE	1995/05/14
Appr	LEGARE	1995/05/14

ANGULAR		LINEAR	
		0.X	±0.1
		0.XX	±0.1
0.XX°	±2°	0.XXX	±0.1

Product family D-SUB

size A3 — Scale 2

ECN LS06-0140

Spec ref -

title: F DELTA-D CRS+SHEILDING straight press fit

dwg no C01-8646-0457 — Rev. H

catalog no -

CUSTOMER

sheet 1 of 1

REV F - 2006-04-17

Copyright FCI.

PDM: Rev:H STATUS:Released Printed: Jan 18, 2011