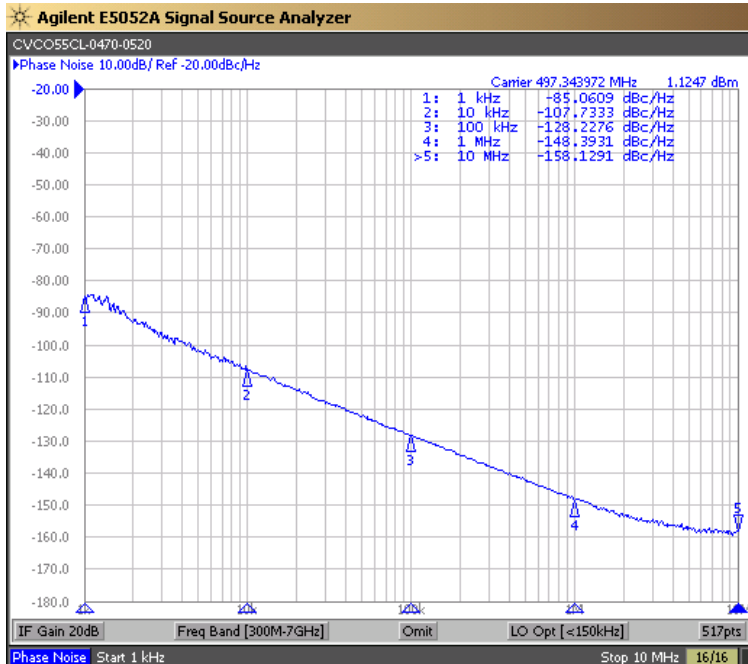


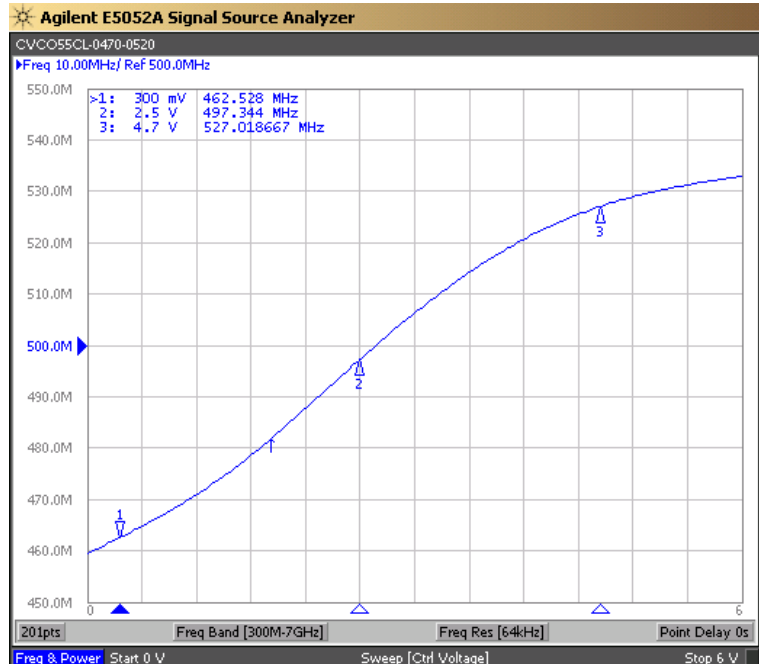


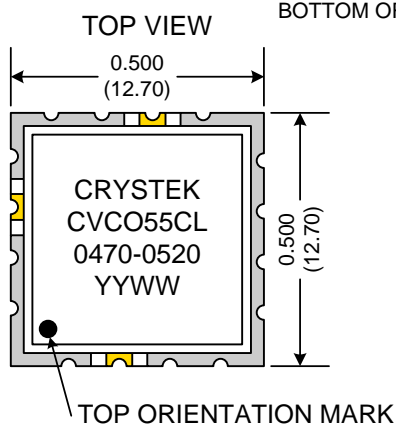
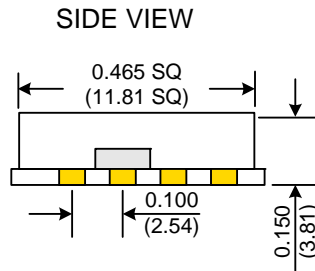
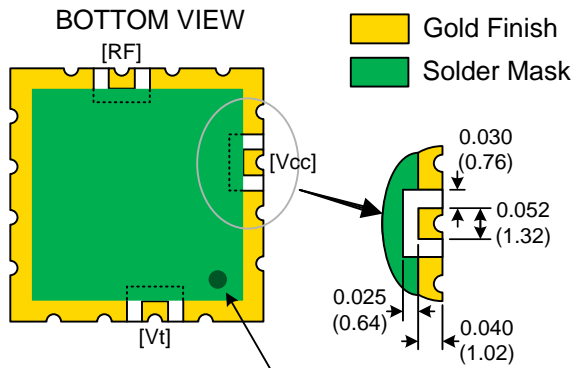
PERFORMANCE SPECIFICATION	MIN	TYP	MAX	UNITS
Lower Frequency:			470	MHz
Upper Frequency:	520			MHz
Tuning Voltage:	0.3		4.7	VDC
Supply Voltage:	1.9	2.0	2.1	VDC
Output Power:	-1.0	+1.0	+3.0	dBm
Supply Current:			10	mA
Harmonic Suppression (2 <sup>nd</sup> Harmonic):		-7		dBc
Pushing:			7.0	MHz/V
Pulling, all Phases:			1.0	MHz pk-pk
Tuning Sensitivity:		24		MHz/V
Phase Noise @ 10kHz offset:		-109		dBc/Hz
Phase Noise @ 100kHz offset:		-129		dBc/Hz
Load Impedance:		50		$\Omega$
Input Capacitance:			150	pF
Operating Temperature Range:	-30		+80	$^{\circ}$ C
Storage Temperature Range:	-45		+90	$^{\circ}$ C

Phase Noise (1 Hz BW, Typical)



Tuning Curve (Typical)





BOTTOM ORIENTATION MARK



Pad	Connection
2	Vt
10	RF-OUTPUT
14	Vcc
Others	GROUND

- Unless otherwise specified, Dimensions are in:  $\frac{IN}{(mm)}$
- Pad Location Dimensions are in: Inches

**TAPE AND REEL**



Drawing not to scale

**Product Control:**

Crystek Part Number:	CVCO55CL-0470-0520	Release Date:	10-Dec-2013
Revision Level:	E	Responsible:	C. Vales

Specification is subject to change without notice