


## CRYSTAL CLOCK OSCILLATORS (SMD · Ceramic Package)

RoHS compliant

# CSX-750F

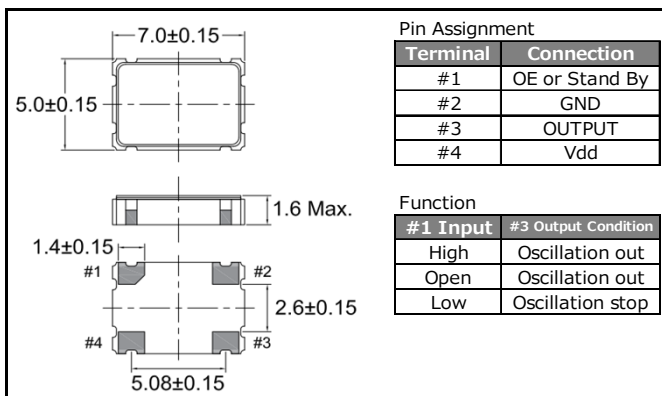
1,000pcs/reel



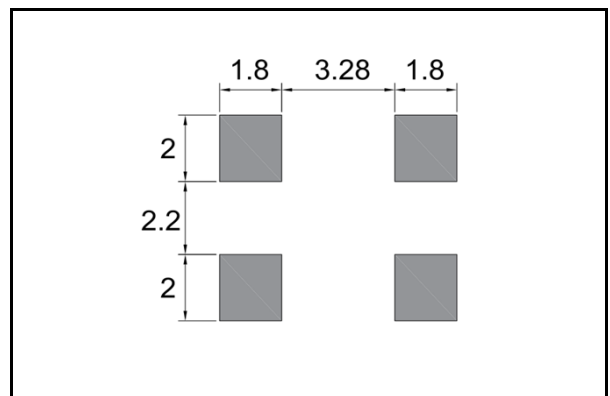
### FEATURES

- Frequency range : 1.0 ~ 80.0MHz
- External dimensions (mm)  
L : 7.2 x W : 5.2 x H : 1.6
- Applications  
Consumer products

### DIMENSION [mm]



### SOLDER PAD LAYOUT [mm]

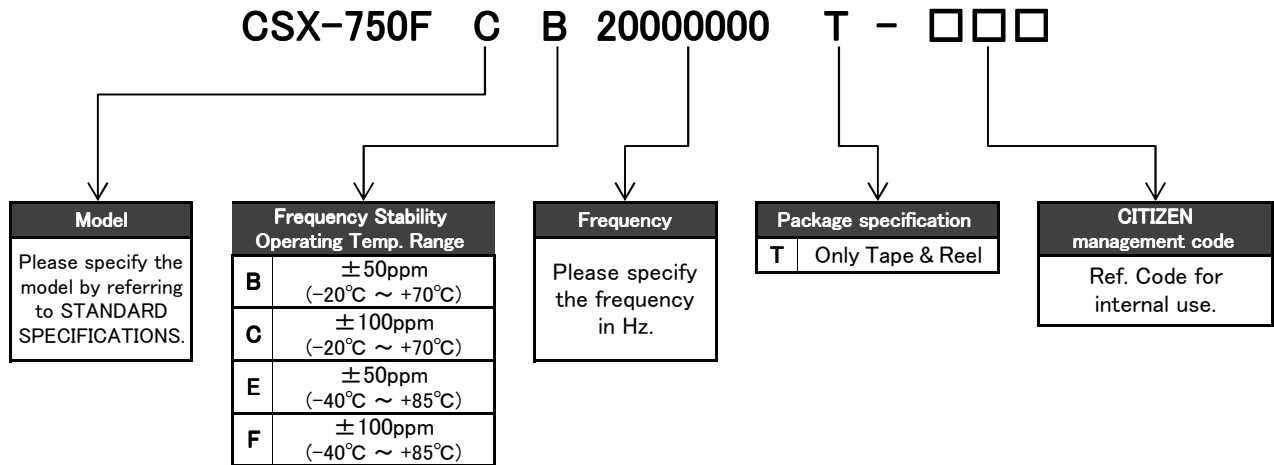


### STANDARD SPECIFICATIONS

\*Model is determined by selection of OE/ST functions, frequency stability, and supply voltage.

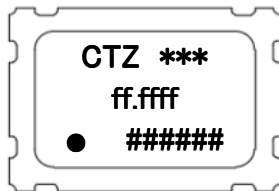
Item	Model	OE	CSX-750FC (*)		CSX-750FB (*)	CSX-750FJ (*)
		STAND-BY				
Frequency Range			1.8432~39.999MHz	40.000~75.000MHz	1.8432~39.999MHz	40.000~80.000MHz
Supply Voltage			Vdd: 5.0V±0.5V		Vdd: 3.3V±0.3V	
Frequency Stability	(*)		B: ±50ppm(-20°C ~ +70°C), C: ±100ppm(-20°C ~ +70°C) E: ±50ppm(-40°C ~ +85°C), F: ±100ppm(-40°C ~ +85°C)			
Operating Temperature Range			-20°C ~ +70°C / (-40°C ~ +85°C)			
Storage Temperature Range			-55°C ~ +125°C			
Current consumption			25mA Max.	45mA Max.	15mA Max.	25mA Max.
Duty	TTL level (1.4V)		40~60%		—	
	CMOS level (1/2 Vdd)				45~55%	
Output Voltage	V <sub>OH</sub>				0.9Vdd Min.	
	V <sub>OL</sub>		0.4V Max.		0.1Vdd Max.	
Output Load	TTL		10TTL Max.		—	
	CMOS		50pF Max.		30pF Max.	
Rise and Fall Time			8 nsec Max.	6 nsec Max.	8 nsec Max.	6 nsec Max.
Start-up time			4 msec Max.	10 msec Max.	4 msec Max.	10 msec Max.
Input Voltage	V <sub>IH</sub>		2.0V Min.			0.7Vdd Min.
	V <sub>IL</sub>		0.8V Max.		0.4V Max.	0.3Vdd Max.
Disable current			10mA Max.	20mA Max.	5mA Max.	—
Stand-by current			—		10 μA Max.	

## ■ PART NUMBERING SYSTEM



\*Please contact us for specifications available.

## ■ Part Marking [standard]



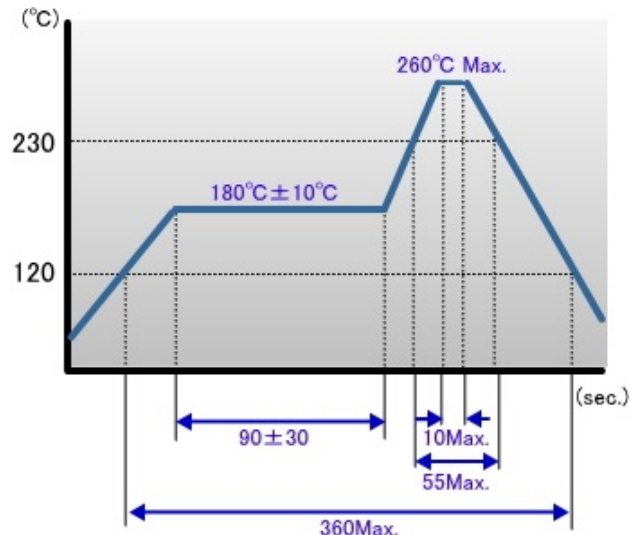
CTZ : Manufacture's ID Code

\* : Model

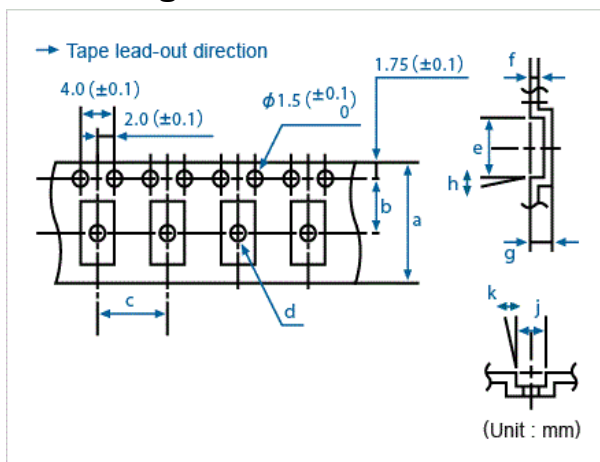
f : Frequency

# : Production Lot No.

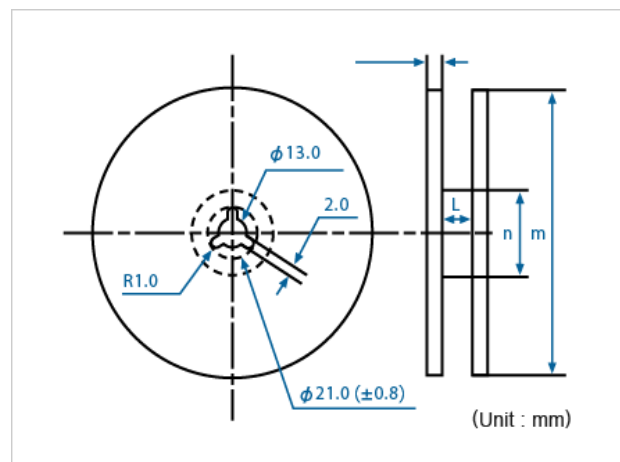
## ■ Reflow profile



## ■ Packing



Conforming to JIS C 0806 TB1208NEIAJ and RC-1009B TE1208N



Conforming to JIS C 0806 R12R and EIAJ RC-1009B R15

Q'ty/reel	a	b	c	d (φ)	e	f	g	h	j	k	l	m (φ)	n (φ)
1,000	16.0	7.5	8.0	1.5	7.4	0.3	1.9	5°	5.4	5°	16.0	180	62

Rev.1