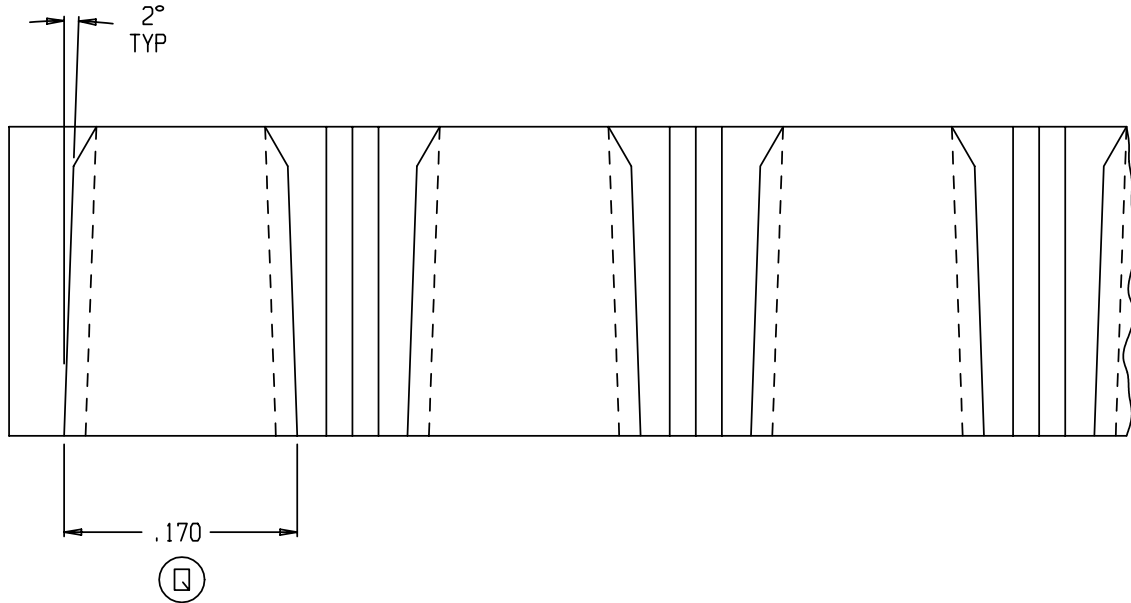
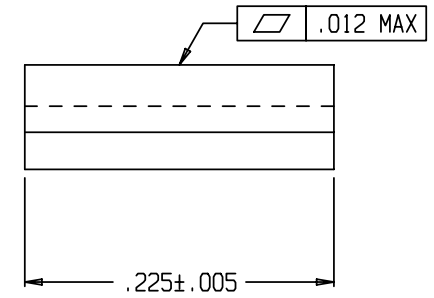
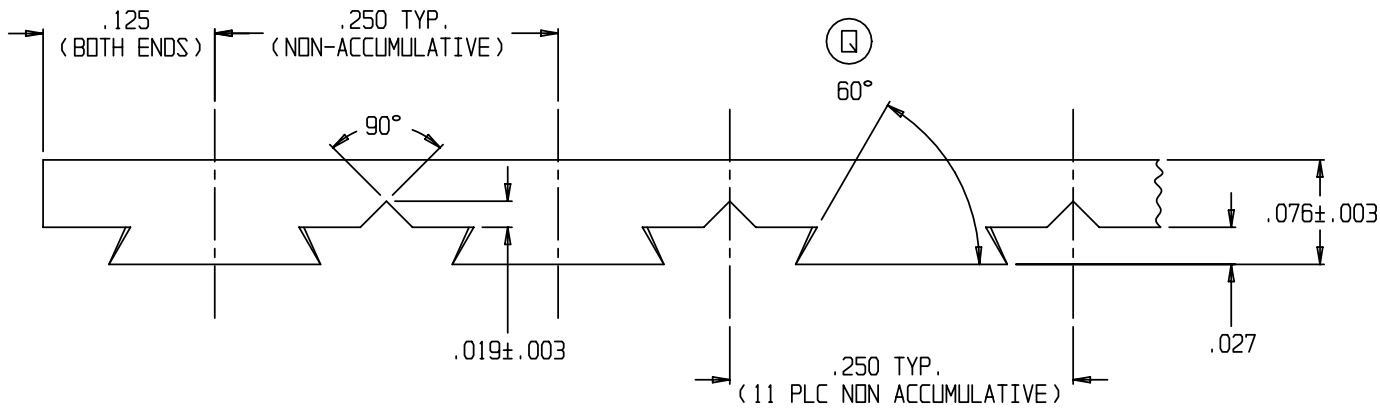


REV	ECR NO./DESCRIPTION	DATE
A	14764 JCB NEW RELEASE	07/02/97



MOLDED PART NOTES :

- UNSPECIFIED RADIUS = R.010
- UNSPECIFIED DRAFT = 1-1/2°
- PART SHOULD BE FREE OF FLASH AND FREE OF SHARP EDGES THAT MAY BE DETRIMENTAL TO SATISFACTORY ASSEMBLY, SAFE HANDLING OR FUNCTION
- EJECTOR PIN MARKS AND SINK MARKS MUST BE FLUSH OR BELOW SURFACE PLANE
- ALL TOLERANCES INCLUDE DRAFT ANGLES UNLESS SPECIFIED

- (Q) FOR INSPECTION USE ONLY
- (X) SPC DOCUMENTATION REQ. (X R CHARTS)

DIST.  
M

PART NO. CMT12	TITLE	LED CIRCUIT BOARD INDICATOR (TIE BAR)
MODEL NO. CMT12		
MOLD NO. M119		
MATERIAL: PI4411		
FINISH: -		
TOLERANCE UNLESS OTHERWISE SPECIFIED:	DRAWN J. BURBAND	SCALE: 10 = 1
FRACTION INCHES ± 1/64 .xx ± .02 .xxx ± .003	CHECKED	B13674
ANGLE ± 0° 30'	ENG. APPRV	
		REV A

THIS DWG IS THE PROPERTY OF CHICAGO MINIATURE LAMP, INC. AND IS PROPRIETARY IN GENERAL AND IN DETAIL. IT SHALL NOT BE COPIED OR ITS CONTENTS REVEALED TO OUTSIDE PARTIES WITHOUT THE WRITTEN CONSENT OF CHICAGO MINIATURE LAMP, INC.



CHICAGO MINIATURE LAMP INC.  
147 CENTRAL AVE. HACKENSACK, NJ 07601

(Q) \* THE TOTAL LENGTH OF PART TO BE 3.00

DO NOT SCALE