

SMD Power Inductor CDRR128



Halogen Free



Description

- Ferrite drum core construction.
- Magnetically shielded.
- L × W × H: 12.5 × 12.5 × 8.5 mm Max.
- Product weight: 4.2 g(Ref.)
- Moisture Sensitivity Level: 1
- RoHS compliance.
- Halogen Free available.

Environmental Data

- Operating temperature range: -40°C~+125°C (including coil's self temperature rise)
- Storage temperature range: -40°C~+125°C
- Solder reflow temperature: 260 °C peak.

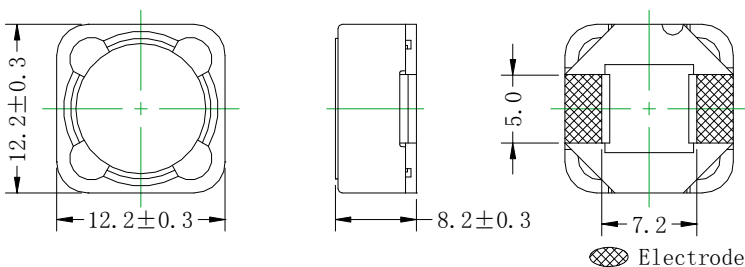
Packaging

- Carrier tape and reel packaging.
- 13.0" diameter reel
- 300pcs per reel

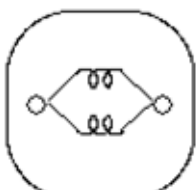
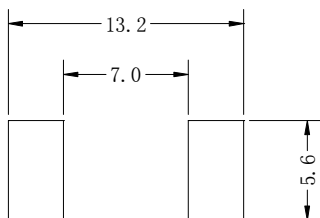
Applications

- For consumer electronics :DVD player, person computer, LCD display, etc.
- For automotive: ABS, SRS airbag, HID/LED, car audio, car navigation, LCD display, etc.

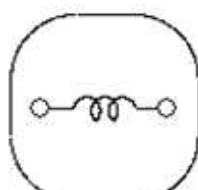
Dimension - [mm]



Land pattern and Schematics - [mm]



12 μ H ~ 100 μ H



120 μ H ~ 1.0 nH

SMD Power Inductor CDRR128



Electrical Characteristics

Part No.	Stamp	Inductance (μ H) [Within] ※1	D.C.R.(Ω) [Max.] (Typ.) (at 20°C)	Saturation current (A) ※2		Temperature rise Current (A) ※3
				(at 25°C)	(at 125°C)	
CDRR128NP-12 \emptyset MC	120	12 \pm 20%	36m(28.0m)	7.5(9.4)	5.9(7.3)	4.4(5.0)
CDRR128NP-15 \emptyset MC	150	15 \pm 20%	41m(33.0m)	6.6(8.3)	5.0(6.3)	4.2(4.8)
CDRR128NP-18 \emptyset MC	180	18 \pm 20%	44m(35.2m)	6.2(7.7)	4.6(5.7)	3.8(4.3)
CDRR128NP-22 \emptyset MC	220	22 \pm 20%	50m(40.3m)	5.3(6.6)	3.8(4.8)	3.6(4.2)
CDRR128NP-27 \emptyset MC	270	27 \pm 20%	65m(52.0m)	5.1(6.4)	3.7(4.6)	3.1(3.6)
CDRR128NP-33 \emptyset MC	330	33 \pm 20%	72m(57.4m)	4.9(6.1)	3.6(4.5)	3.0(3.4)
CDRR128NP-39 \emptyset MC	390	39 \pm 20%	79m(63.0m)	4.5(5.7)	3.4(4.3)	2.9(3.2)
CDRR128NP-47 \emptyset MC	470	47 \pm 20%	89m(71.0m)	3.8(4.7)	2.8(3.6)	2.8(3.2)
CDRR128NP-56 \emptyset MC	560	56 \pm 20%	103m(82.6m)	3.7(4.6)	2.7(3.4)	2.6(2.9)
CDRR128NP-68 \emptyset MC	680	68 \pm 20%	0.129(0.107)	3.4(4.2)	2.6(3.2)	2.2(2.5)
CDRR128NP-82 \emptyset MC	820	82 \pm 20%	0.155(0.129)	2.9(3.7)	2.1(2.7)	2.0(2.3)
CDRR128NP-1 \emptyset 1MC	101	100 \pm 20%	0.178(0.147)	2.6(3.3)	1.9(2.4)	1.9(2.1)
CDRR128NP-121MC	121	120 \pm 20%	0.208(0.173)	2.4(3.0)	1.7(2.2)	1.7(1.9)
CDRR128NP-151MC	151	150 \pm 20%	0.238(0.192)	2.2(2.8)	1.6(2.0)	1.6(1.8)
CDRR128NP-181MC	181	180 \pm 20%	0.301(0.25)	2.0(2.5)	1.5(1.9)	1.4(1.6)
CDRR128NP-221MC	221	220 \pm 20%	0.389(0.324)	1.9(2.4)	1.4(1.8)	1.2(1.4)
CDRR128NP-271MC	271	270 \pm 20%	0.487(0.406)	1.7(2.2)	1.3(1.6)	1.0(1.2)
CDRR128NP-331MC	331	330 \pm 20%	0.57(0.453)	1.6(2.0)	1.2(1.5)	0.97(1.1)
CDRR128NP-391MC	391	390 \pm 20%	0.71(0.58)	1.4(1.8)	1.1(1.4)	0.89(1.0)
CDRR128NP-471MC	471	470 \pm 20%	0.80(0.64)	1.3(1.6)	0.92(1.2)	0.88(1.0)
CDRR128NP-561MC	561	560 \pm 20%	0.96(0.793)	1.1(1.5)	0.89(1.1)	0.76(0.88)
CDRR128NP-681MC	681	680 \pm 20%	1.18(0.949)	1.0(1.3)	0.83(1.0)	0.76(0.87)
CDRR128NP-821MC	821	820 \pm 20%	1.48(1.23)	0.96(1.2)	0.72(0.90)	0.63(0.72)
CDRR128NP-1 \emptyset 2MC	102	1000 \pm 20%	1.82(1.52)	0.86(1.1)	0.68(0.85)	0.58(0.66)

※1. Measuring condition: at 100 kHz.

※2. Saturation current: The value of D.C. current when the inductance decreases to 75% of its nominal value.

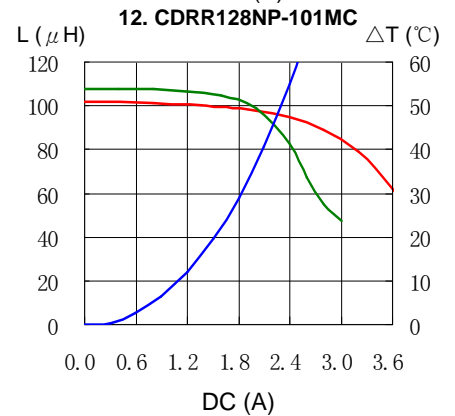
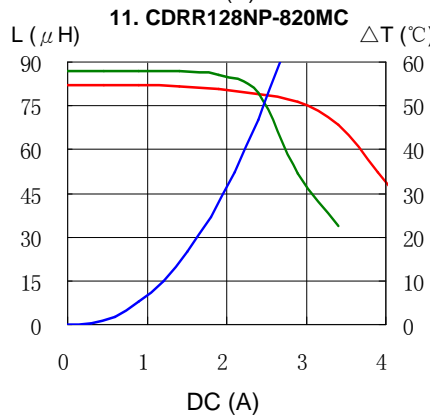
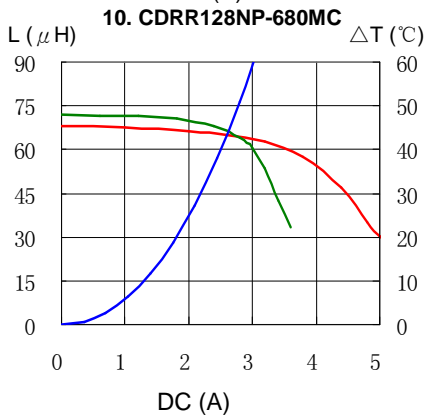
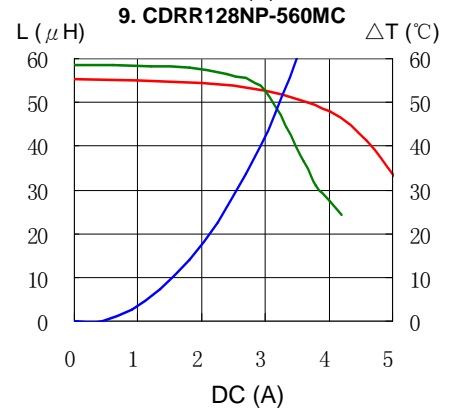
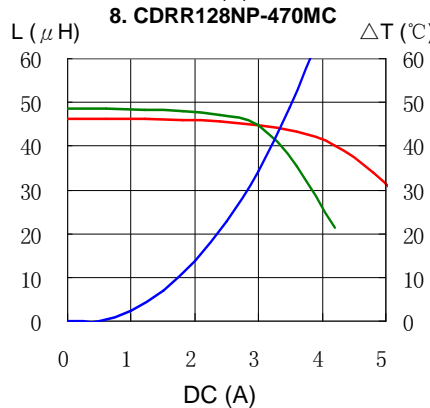
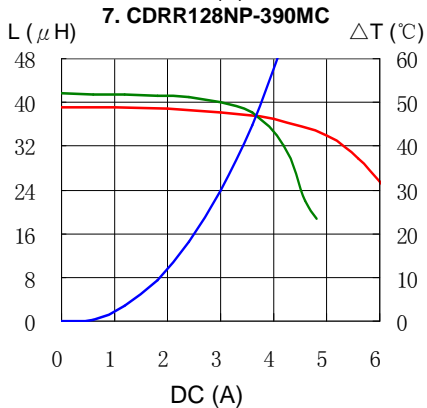
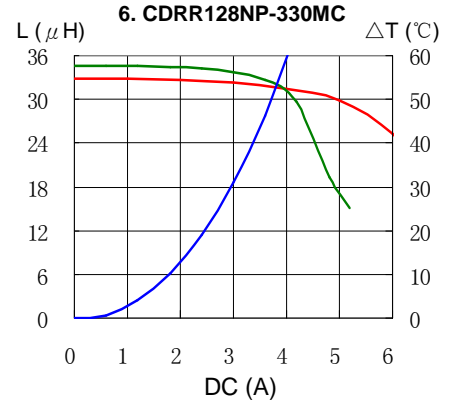
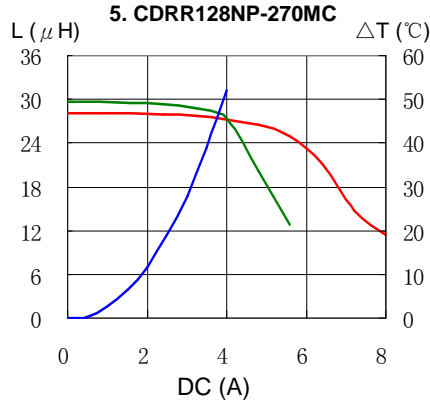
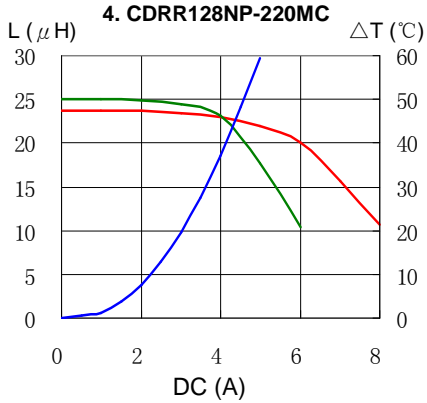
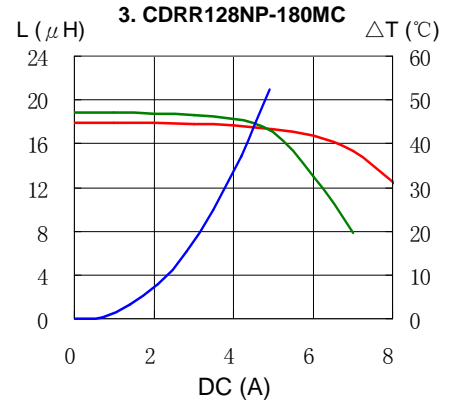
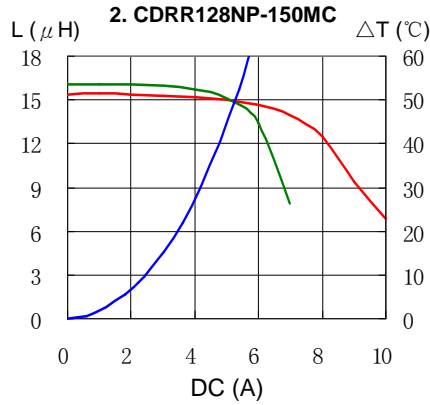
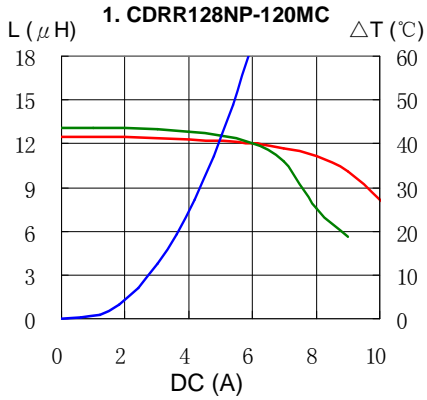
※3. Temperature rise current: The value of D.C. current when the temperature rise is $\Delta t=40^{\circ}\text{C}$ ($T_a=20^{\circ}\text{C}$).

SMD Power Inductor CDRR128



Saturation Current & Temperature Rise Graph

— L (25°C) — L (125°C) — ΔT

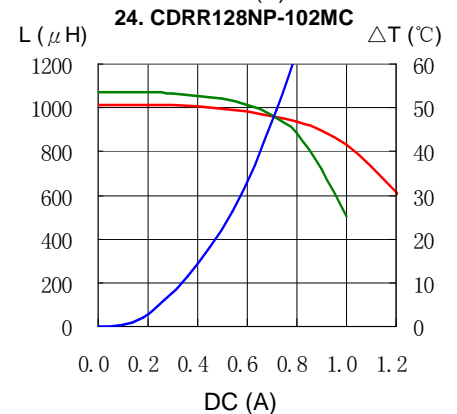
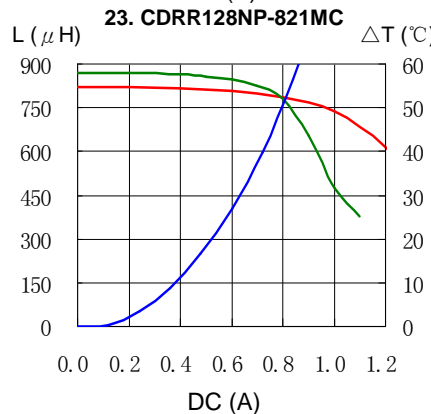
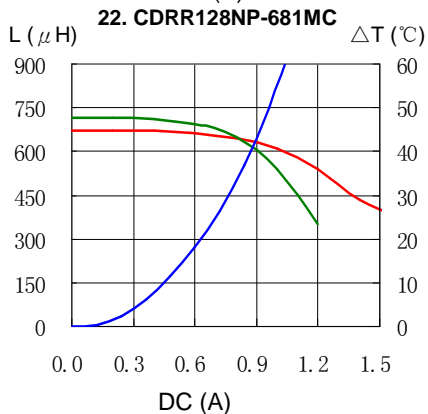
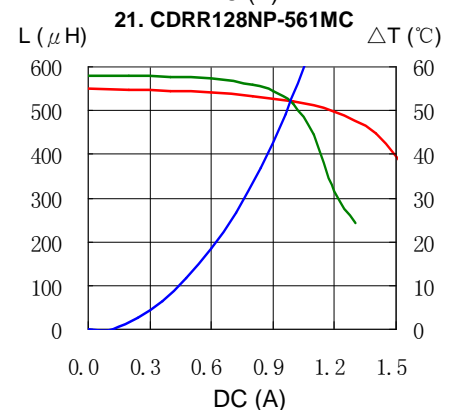
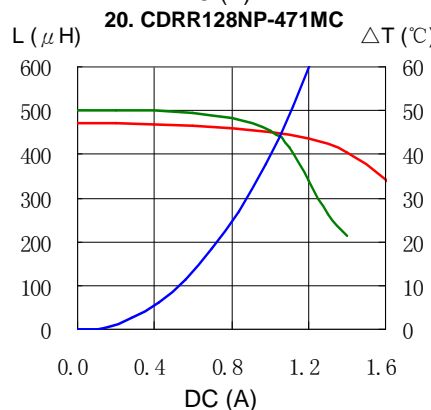
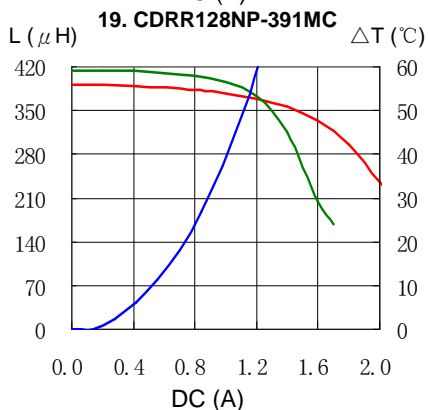
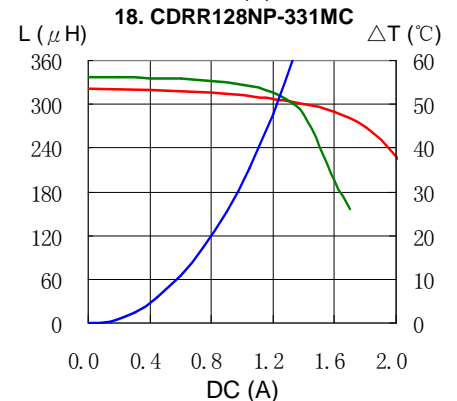
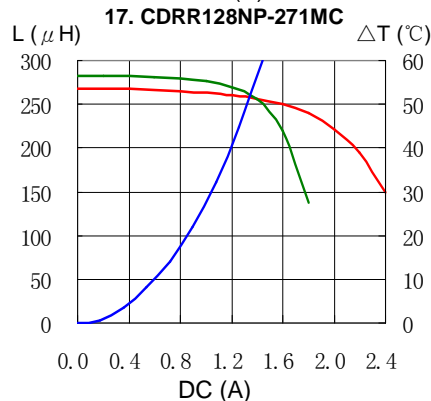
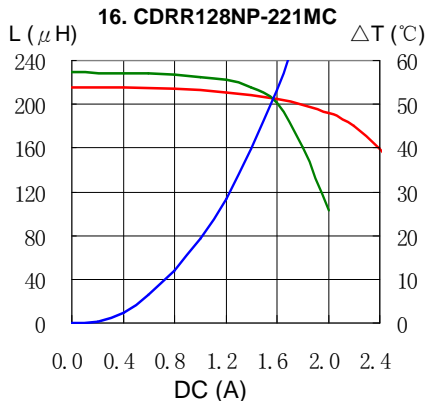
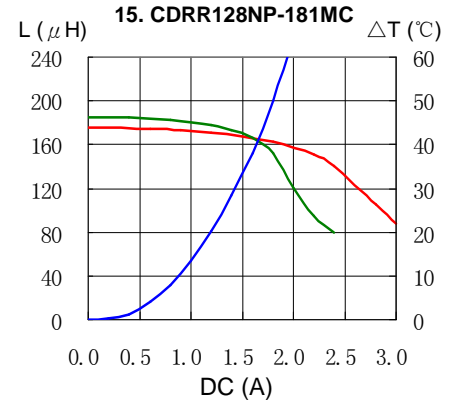
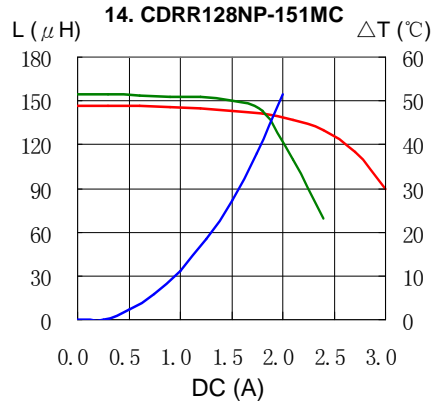
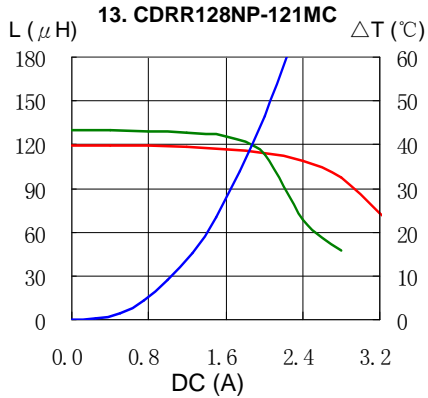


SMD Power Inductor CDRR128



Saturation Current & Temperature Rise Graph

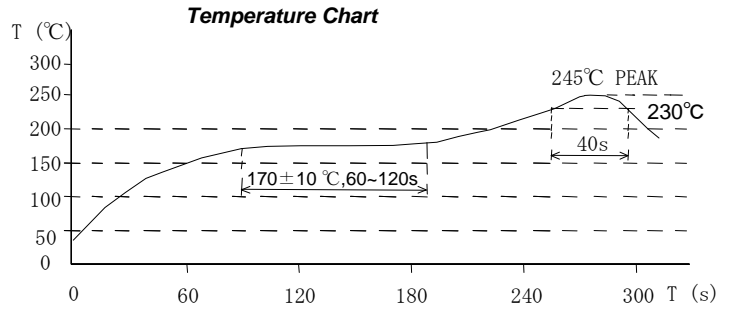
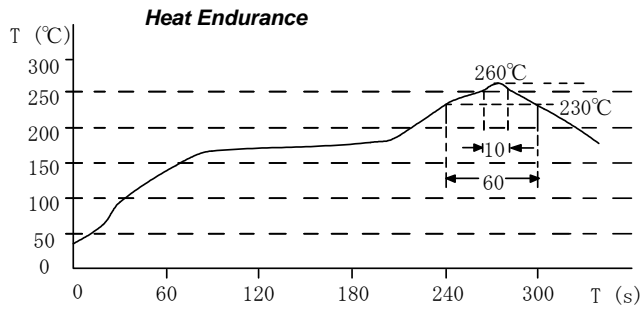
— L (25°C) — L (125°C) — ΔT



SMD Power Inductor CDRR128



Solder Reflow Condition



Please refer to the sales offices on our website - <http://www.sumida.com>

Hong Kong

Tel.+852-2880-6781
FAX.+852-2565-9600
sales@hk.sumida.com

Saitama(Japan)

Tel.+81-48-691-7300
FAX.+81-48-691-7340
sales@jp.sumida.com

Chicago

Tel.+1-847-545-6700
FAX. +1-847-545-6720
sales@us.sumida.com

Shanghai

Tel.+86-21-5836-3299
FAX.+86-21-5836-3266
shanghai.sales@cn.sumida.com

Seoul

Tel.+82-2-6237-0777
FAX.+82-2-6237-0778
sales@kr.sumida.com

Oberzell

Tel.+49-8591-937-0
FAX. +49-8591-937-103
contact@eu.sumida.com

Shenzhen

Tel.+86-755-8291-0228
FAX.+86-755-8291-0338
shenzhen.sales@cn.sumida.com

Singapore

Tel.+65-6296-3388
FAX.+65-6841-4426
sales@sg.sumida.com

Neumarkt

Tel.+49-9181-4509-110
FAX. +49-9181-4509-310
infocomp@eu.sumida.com

Taipei

Tel.+886-2-8751-2737
FAX.+886-2-8751-2738
sales@tw.sumida.com

San Jose

Tel.+1-408-321-9660
FAX.+1-408-321-9308
sales@us.sumida.com