

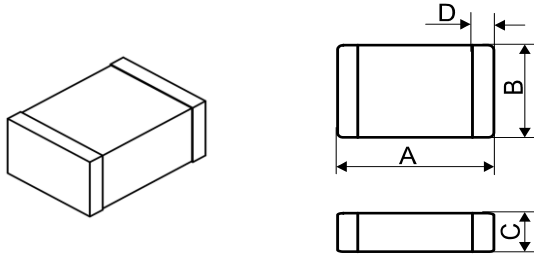
Specification for Release

Customer : _____
 Order Code: **82531040**
 Description : **SMD Varistor Power WE-VS**



DATE : 2016-05-10

A Dimensions:

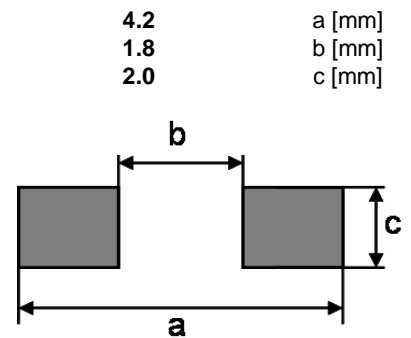


Size: 1206		
A	3.2 ± 0.2	mm
B	1.6 ± 0.2	mm
C	1.7 max	mm
D	0.5 ± 0.3	mm

B Electrical Properties:

Properties	Test Conditions		Value	Unit	Tol.
max. AC Operating Voltage		V_{RMS}	4	V	max
max. DC Operating Voltage		V_{DC}	5.5	V	max
Withstanding Surge Current	8/20µs	i_{max}	150	A	max
max. Energy Dissipation	10/1000µs	W_{max}	0.4	J	max
max. Power Dissipation	Continuous	P_{max}	0.008	W	max
Varistor Voltage	1mA	V_{Var}	8	V	±20%
max. Clamping Voltage	1A @ 8/20µs	V_C	19	V	max
Capacitance	1 MHz	C_P	3600	pF	typ

C Layout Recommendation:



D Test Equipment:

Keithley 2410 for Varistor Voltage
EMC Partner MIG0603CLV2 for Clamping Voltage
Agilent E4980A LCR Meter for Capacitance

E Test Conditions:

Humidity: 33%
 Temperature: +20°C

F Material & Approvals:

Base material: ZnO with Electrodes
 Termination: Silver / Nickel / Tin

G General Specifications:

Storage temperature: -20°C ... 60°C
 Max. operating temperature: -40°C ... 85°C
 Max. response time: 1ns

General Release:		Customer			
.....	RoD	Version 6 2016-05-10
Date	JB	Version 5 2010-05-27
.....	JPP	High Temperature Load 2006-07-31
.....	JPP	New P/N 2006-06-02
.....	JPP	Operating Temp. Range 2005-11-30
.....	JPP	Lead Free Soldering 2005-11-04
Checked	Name	Modification Date
.....

Würth Elektronik eiSos GmbH & Co. KG

Specification for Release

Customer : _____
 Ordercode: **82531040**
 Description : **SMD Varistor Power WE-VS**

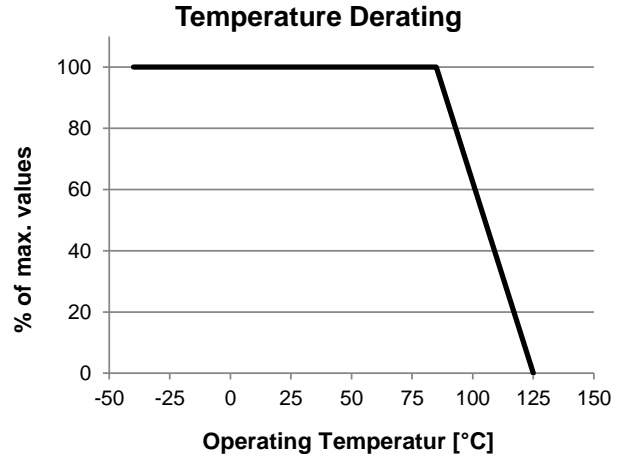


DATE : 2016-05-10

H Temperatur Derating:

The usage of varistors above the specified operating temperature is not recommended. However, is there a need for this, you have to derate according to right figure

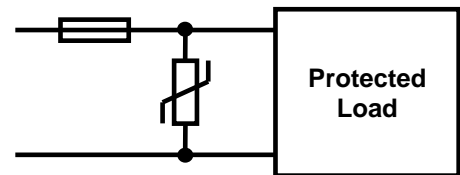
- operating voltage
- peak current-
- energy absorption
- permissible energy



I Design Note:

Varistors do not have an endless lifetime. Also a well dimensioned varistor may fail due to enormous overload. This will result in heating, smoke emission and / or disposure of varistor itself. Therefore we recommend to place varistors separate within a box on PCB.

Furthermore a fuse should be in the varistor's current path to avoid secondary current in case the varistor fails. This fuse can protect against secondary currents and therewith caused damages.



General Release:	Customer			
.....	RoD	Version 6	2016-05-10
Date	Signature	JB	Version 5	2010-05-27
	Würth Elektronik	JPP	High Temperature Load	2006-07-31
.....	JPP	New P/N	2006-06-02
Checked	Approved	JPP	Operating Temp. Range	2005-11-30
		JPP	Lead Free Soldering	2005-11-04
		Name	Modification	Date

This electronic component has been designed and developed for usage in general electronic equipment. Before incorporating this component into any equipment where higher safety and reliability is especially required or if there is the possibility of direct damage or injury to human body, for example in the range of aerospace, aviation, nuclear control, submarine, transportation, (automotive control, train control, ship control), transportation signal, disaster prevention, medical, public information network etc, Würth Elektronik eiSos GmbH must be informed before the design-in stage. In addition, sufficient reliability evaluation checks for safety must be performed on every electronic component which is used in electrical circuits that require high safety and reliability functions or performance

Würth Elektronik eiSos GmbH & Co. KG

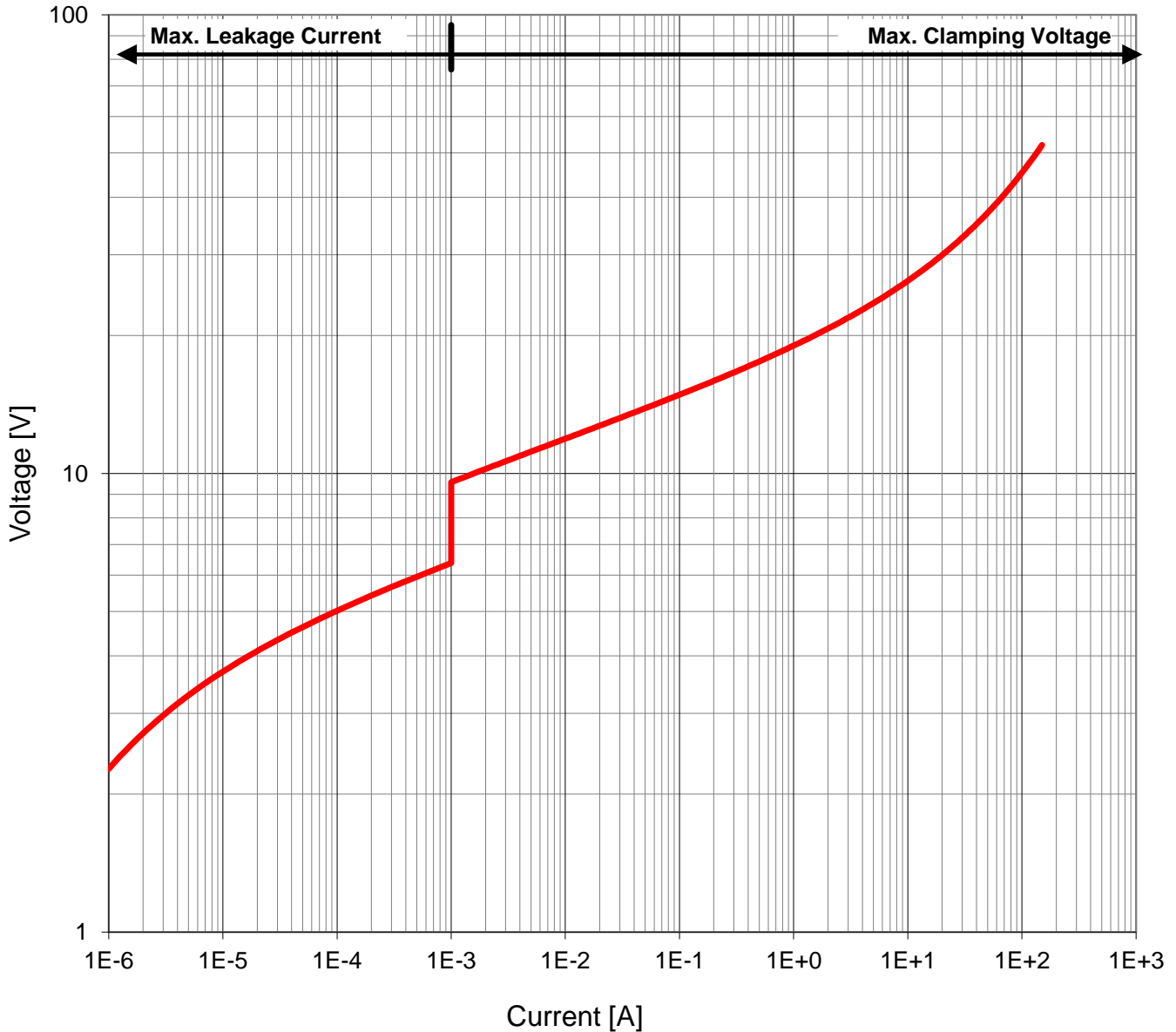
Specification for Release

Customer : _____
 Ordercode: **82531040**
 Description : **SMD Varistor Power WE-VS**



DATE : 2016-05-10

J I/V characteristic:



General Release:	Customer			
.....	RoD	Version 6	2016-05-10
Date	Signature	JB	Version 5	2010-05-27
.....	Würth Elektronik	JPP	High Temperature Load	2006-07-31
.....	JPP	New P/N	2006-06-02
Checked	Approved	JPP	Operating Temp. Range	2005-11-30
.....	JPP	Lead Free Soldering	2005-11-04
		Name	Modification	Date

This electronic component has been designed and developed for usage in general electronic equipment. Before incorporating this component into any equipment where higher safety and reliability is especially required or if there is the possibility of direct damage or injury to human body, for example in the range of aerospace, aviation, nuclear control, submarine, transportation, (automotive control, train control, ship control), transportation signal, disaster prevention, medical, public information network etc, Würth Elektronik eiSos GmbH must be informed before the design-in stage. In addition, sufficient reliability evaluation checks for safety must be performed on every electronic component which is used in electrical circuits that require high safety and reliability functions or performance.

Würth Elektronik eiSos GmbH & Co. KG

D-74638 Waldenburg · Max-Eyth-Strasse 1 · Germany · Phone (+49) (0) 7942 - 945 - 0 · Fax (+49) (0) 7942 - 945 - 400
<http://www.we-online.com>

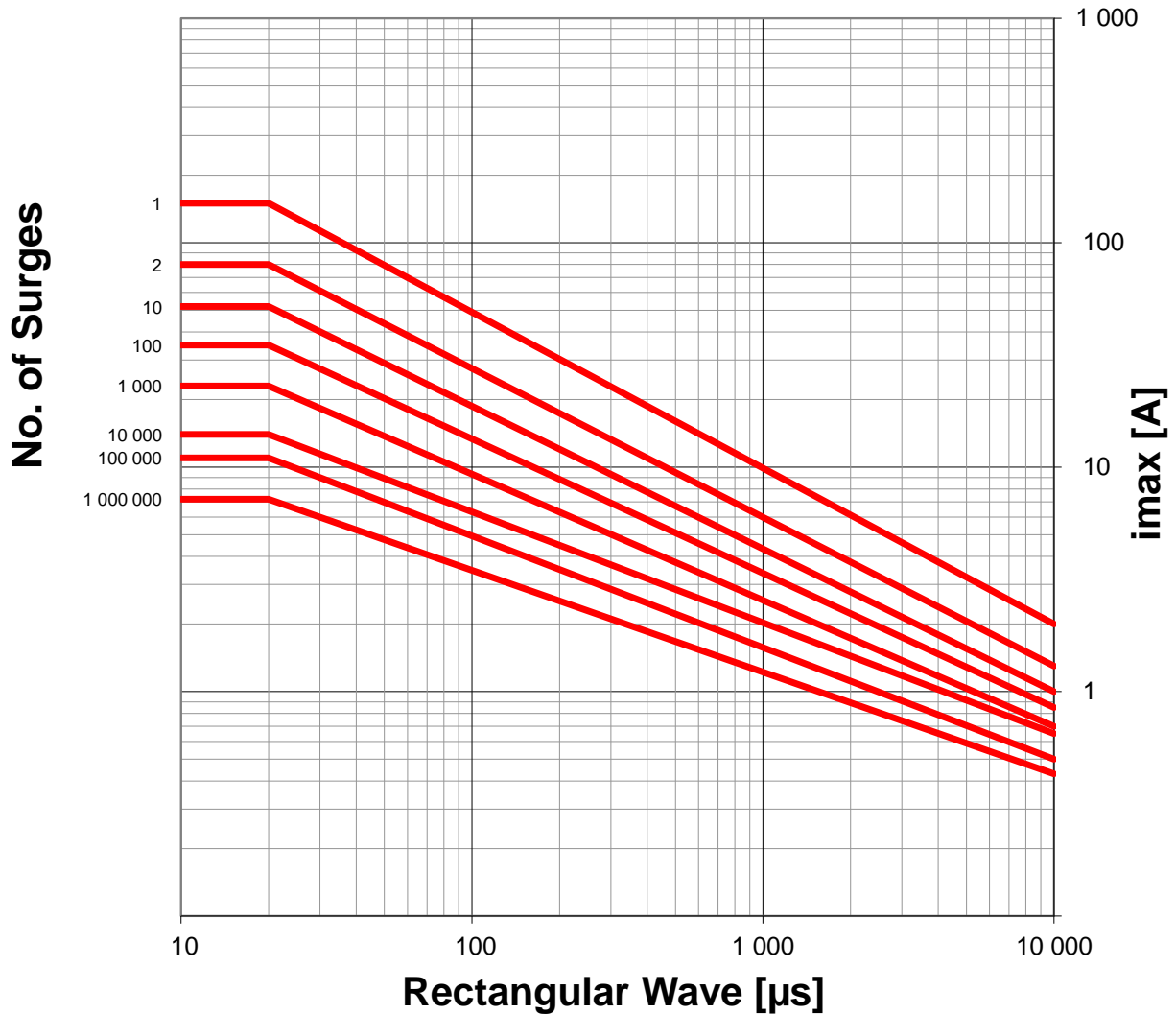
Specification for Release

Customer : _____
 Ordercode: **82531040**
 Description : **SMD Varistor Power WE-VS**



DATE : 2016-05-10

K Derating curve:



General Release:	Customer			
Date	Signature			
	Würth Elektronik			
Checked	Approved			
		RoD	Version 6	2016-05-10
		JB	Version 5	2010-05-27
		JPP	High Temperature Load	2006-07-31
		JPP	New P/N	2006-06-02
		JPP	Operating Temp. Range	2005-11-30
		JPP	Lead Free Soldering	2005-11-04
		Name	Modification	Date

This electronic component has been designed and developed for usage in general electronic equipment. Before incorporating this component into any equipment where higher safety and reliability is especially required or if there is the possibility of direct damage or injury to human body, for example in the range of aerospace, aviation, nuclear control, submarine, transportation, (automotive control, train control, ship control), transportation signal, disaster prevention, medical, public information network etc, Würth Elektronik eiSos GmbH must be informed before the design-in stage. In addition, sufficient reliability evaluation checks for safety must be performed on every electronic component which is used in electrical circuits that require high safety and reliability functions or performance

Würth Elektronik eiSos GmbH & Co. KG

D-74638 Waldenburg · Max-Eyth-Strasse 1 · Germany · Phone (+49) (0) 7942 - 945 - 0 · Fax (+49) (0) 7942 - 945 - 400
<http://www.we-online.com>

Specification for Release

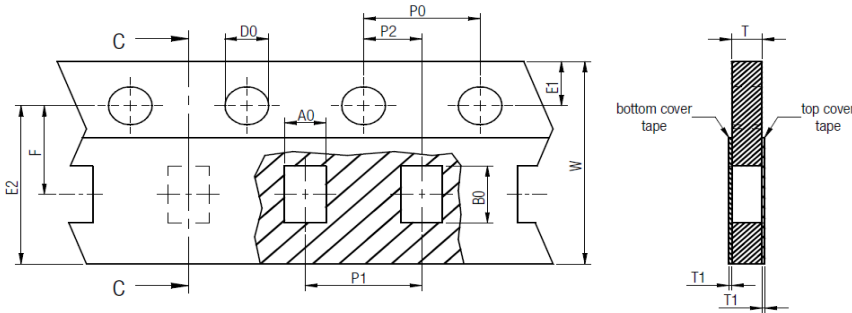
Customer :
 Order Code: **82531040**
 Description : **SMD Varistor Power WE-VS**



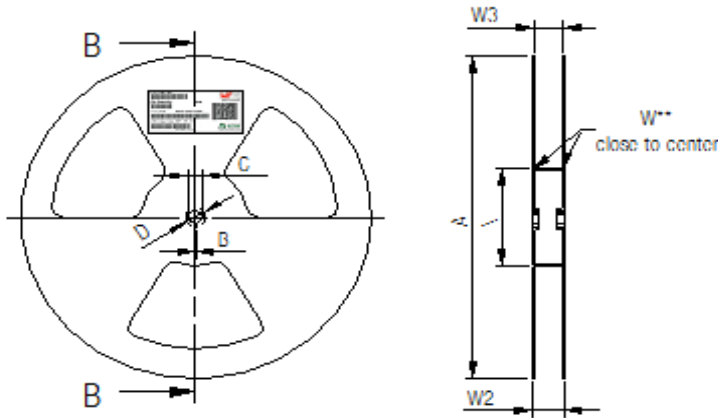
DATE : 2016-05-10

J Rollenspezifikation / tape and reel specification:

Gurtspezifikation / Tape specification:



A0	1.90 typ	mm
B0	3.5 typ	mm
W	8.0 ± 0.1	mm
P1	4.0 ± 0.1	mm
T	0.95 typ	mm
T1	0.1 max	mm
D0	1.5 ± 0.1	mm
E1	1.75 ± 0.1	mm
E2	6.25 min	mm
F	3.5 ± 0.05	mm
P0	4.0 ± 0.1	mm
P2	2.0 ± 0.05	mm



Rollenspezifikation / Reel specification:

A	178.00 ± 2.0	mm
B	1.5 min	mm
C	13 ± 0.8	mm
D	20.2 min	mm
N	50 min	mm
W1	8.4 +1.5	mm
W2	14.4 max	mm
W3	7.9 min	mm
W3	10.9 max	mm

L Quantity per Reel:

Size	Quantity
1206	4000

General Release:	Customer		
.....	RoD	Version 6	2016-05-10
Date	Signature	JB	Version 5 2010-05-27
.....	Würth Elektronik	JPP	High Temperature Load 2006-07-31
Checked	Approved	JPP	New P/N 2006-06-02
.....	JPP	Operating Temp. Range 2005-11-30
		JPP	Lead Free Soldering 2005-11-04
		Name	Modification
			Date

This electronic component has been designed and developed for usage in general electronic equipment. Before incorporating this component into any equipment where higher safety and reliability is especially required or if there is the possibility of direct damage or injury to human body, for example in the range of aerospace, aviation, nuclear control, submarine, transportation, (automotive control, train control, ship control), transportation signal, disaster prevention, medical, public information network etc, Würth Elektronik eiSos GmbH must be informed before the design-in stage. In addition, sufficient reliability evaluation checks for safety must be performed on every electronic component which is used in electrical circuits that require high safety and reliability functions or performance

Würth Elektronik eiSos GmbH & Co. KG

Specification for Release

Customer : _____
 Ordercode: **82531040**
 Description : **SMD Varistor Power WE-VS**
 Order Code: _____



DATE : 2016-05-10

L Cautions & Warnings

The following conditions apply to all goods within the product series of WE-VS of Würth Elektronik eiSos GmbH & Co. KG:

General:

All recommendations according to the general technical specifications of the data-sheet have to be complied with. Further the varistor is not designed for voltage stabilization with continuous power dissipation.

The disposal and operation of the product within ambient conditions which probably alloy or harm the component surface has to be avoided.

The exposure of steam, saline spray, atmosphere with reduced oxygen content, corrosive gases, rain or condensation and direct sunlight shall be prohibited.

If the product is potted in customer applications, the potting material might shrink and react chemically during and after hardening. According to this the product is exposed to the pressure and material of the potting material with the effect that the ceramic body and termination is possibly damaged by this pressure or the chemically reaction and so the electrical as well as the mechanical characteristics and the life time are in danger to be affected. After the potting material is cured, the ceramic body and termination of the product have to be checked if any reduced electrical or mechanical functions or destructions have occurred.

The responsibility for the applicability of customer specific products and use in a particular customer design is always within the authority of the customer. All technical specifications for standard products do also apply for customer specific products.

Cleaning agents that are used to clean the application might damage or change the characteristics of the component, body, pins or termination and might reduce the life time.

Direct mechanical impact to the product shall be prevented as the ceramic material of the ceramic body could flake or in the worst case it could break.

Signals operated continuously with a high ratio of direct-current voltage might have an influence on the product life time.

Product specific:

Follow all instructions mentioned in the datasheet, especially:

- The solder profile has to be complied with according to the technical reflow soldering specification, otherwise no warranty will be sustained.
- Wave soldering is only allowed after evaluation and approval.
- The compatibility of the SMT adhesive with the passivation layer of the component must be ensured
- All products shall be used before the end of the period of 12 months based on the product date-code, if not a 100% solderability can't be warranted.
- Violation of the technical product specifications such as exceeding the nominal rated voltage will result in the loss of warranty.

The general and product specific cautions comply with the state of the scientific and technical knowledge and are believed to be accurate and reliable; however, no responsibility is assumed for inaccuracies or incompleteness.

General Release:	Customer			
		RoD	Version 6	2016-05-10
		JB	Version 5	2010-05-27
.....	JPP	High Temperature Load	2006-07-31
Date	Signature	JPP	New P/N	2006-06-02
	Würth Elektronik	JPP	Operating Temp. Range	2005-11-30
		JPP	Lead Free Soldering	2005-11-04
.....	Name	Modification	Date
Checked	Approved	Name	Modification	Date

This electronic component has been designed and developed for usage in general electronic equipment. Before incorporating this component into any equipment where higher safety and reliability is especially required or if there is the possibility of direct damage or injury to human body, for example in the range of aerospace, aviation, nuclear control, submarine, transportation, (automotive control, train control, ship control), transportation signal, disaster prevention, medical, public information network etc, Würth Elektronik eiSos GmbH must be informed before the design-in stage. In addition, sufficient reliability evaluation checks for safety must be performed on every electronic component which is used in electrical circuits that require high safety and reliability functions or performance.

Würth Elektronik eiSos GmbH & Co. KG

D-74638 Waldenburg · Max-Eyth-Strasse 1 · Germany · Phone (+49) (0) 7942 - 945 - 0 · Fax (+49) (0) 7942 - 945 - 400
<http://www.we-online.com>